



## Impact 3: Ending violence against women

Data as of: 9 May 2024

Selected Strategic Plan:  
**2022–2025**

Year Selected: **2022**

All women and girls live a life free from all forms of violence.

## Impact indicators In 2022

### SP\_D\_3.1

UN Women is co-custodian of this SDG indicator with WHO, UNFPA, UNICEF, UNODC, UNSD and UNDP.

SDG 5.2.1: Proportion of ever-partnered women and girls aged 15 years and older subjected to physical, sexual, or psychological violence by a current or former intimate partner in the previous 12 months, by form of violence and by age (Desk Review)

Common:



Complementary:



SDG:



### Progress


Baseline 2018: 12.5%

	2022	2023	2024	2025
Result	12.5%	-	-	-
Milestone				
Target				N/A

### SP\_D\_3.2

UN Women is co-custodian of this SDG indicator with WHO, UNFPA, UNICEF, UNODC, UNSD and UNDP.

SDG 5.2.2 Proportion of women and girls aged 15 years and older subjected to sexual violence by persons other than an intimate partner in the previous 12 months, by age and place of occurrence (Desk Review)

Common: 

SDG: 


Progress


Baseline 2021: **N/A**

	2022	2023	2024	2025
Result	-	-	-	-
Milestone				
Target				N/A

SP\_D\_3.3

SDG 5.3.2 Proportion of girls and women aged 15–49 years who have undergone female genital mutilation/ cutting, by age (Desk Review)

Common: 

Complementary: 

SDG: 


Progress

Baseline 2021: **41%**

	2022	2023	2024	2025
Result	38%	-	-	-
Milestone				
Target				N/A

SP\_D\_3.4

SDG 5.3.1: Proportion of women aged 20–24 years who were married or in a union before age 15 and before age 18 (Desk Review)

Common: 

SDG: 

Disaggregation Data

COUNTRY:  GLOBAL

		Before age 15	Before age 18
2020	Baseline	4.8%	19%
2022	Milestone	–	–
	Result	–	19%
2023	Milestone	–	–
	Result	–	–
2024	Milestone	–	–
	Result	–	–
2025	Target	N/A	N/A
	Result	–	–