













:Data as of
April 2025 27










Top 10 Funding Partners from 2014–2024






ASSESSED CONTRIBUTIONS	OTHER RESOURCES (NON-CORE)	(REGULAR RESOURCES (CORE	TOTAL CONTRIBUTIONS	YEAR	FUNDING PARTNER
\$0.00	\$24,779,971	\$10,028,653	\$34,808,624	2014	Sweden 
\$0.00	\$6,491,296	\$26,775,735	\$33,267,031	2014	Finland 
\$0.00	\$12,473,451	\$15,920,866	\$28,394,317	2014	Norway 
\$0.00	\$3,911,686	\$20,746,902	\$24,658,588	2014	United Kingdom 
\$0.00	\$6,636,125	\$15,502,363	\$22,138,488	2014	Switzerland 
\$0.00	\$9,820,418	\$7,420,800	\$17,241,218	2014	Australia 
\$0.00	\$14,858,375	\$0	\$14,858,375	2014	Multi-Partner Trust Fund Office 
\$0.00	\$3,129,334	\$11,049,735	\$14,179,070	2014	Denmark 
\$0.00	\$12,406,585	\$0	\$12,406,585	2014	European Commission 
\$0.00	\$6,182,981	\$5,044,136	\$11,227,117	2014	(Netherlands (The 














\$0.00	\$24,863,514	\$8,285,004	\$33,148,518	2015	Sweden 
\$0.00	\$10,217,047	\$16,311,551	\$26,528,598	2015	Switzerland 
\$0.00	\$25,725,857	\$0	\$25,725,857	2015	Multi-Partner Trust Fund Office 
\$0.00	\$12,567,131	\$12,562,814	\$25,129,945	2015	Norway 
\$0.00	\$3,686,878	\$18,860,947	\$22,547,824	2015	United Kingdom 
\$0.00	\$15,469,150	\$4,686,181	\$20,155,331	2015	Japan 
\$0.00	\$13,865,042	\$6,218,033	\$20,083,076	2015	Australia 
\$0.00	\$4,241,223	\$15,167,931	\$19,409,154	2015	Finland 
\$0.00	\$7,048,503	\$4,538,523	\$11,587,026	2015	(Netherlands (The 
\$0.00	\$2,083,274	\$8,743,806	\$10,827,080	2015	Denmark 
\$0.00	\$27,595,223	\$12,724,673	\$40,319,896	2016	Sweden 
\$0.00	\$25,985,375	\$5,197,566	\$31,182,941	2016	Japan 
\$0.00	\$9,690,432	\$15,625,000	\$25,315,432	2016	United Kingdom 

\$0.00	\$6,547,729	\$16,343,207	\$22,890,937	2016	Switzerland 
\$0.00	\$13,211,484	\$6,276,265	\$19,487,748	2016	Australia 
\$0.00	\$6,623,563	\$11,337,868	\$17,961,431	2016	Finland 
\$0.00	\$7,312,592	\$8,877,244	\$16,189,836	2016	Norway 
\$0.00	\$14,930,107	\$0	\$14,930,107	2016	Multi-Partner Trust Fund Office 
\$0.00	\$7,199,379	\$7,699,000	\$14,898,379	2016	United States Of America 
\$0.00	\$4,319,055	\$7,743,363	\$12,062,418	2016	(Netherlands (The 
\$0.00	\$27,136,109	\$17,115,866	\$44,251,975	2017	Sweden 
\$0.00	\$9,017,854	\$16,490,765	\$25,508,619	2017	United Kingdom 
\$0.00	\$14,450,041	\$9,005,764	\$23,455,805	2017	Norway 
\$0.00	\$22,511,389	\$0	\$22,511,389	2017	Multi-Partner Trust Fund Office 
\$0.00	\$16,871,807	\$5,454,545	\$22,326,352	2017	Japan 

\$0.00	\$21,963,027	\$0	\$21,963,027	2017	European Commission 
\$0.00	\$6,990,765	\$11,614,402	\$18,605,167	2017	Finland 
\$0.00	\$1,900,735	\$15,971,871	\$17,872,606	2017	Switzerland 
\$0.00	\$7,593,258	\$8,499,759	\$16,093,017	2017	United States Of America 
\$0.00	\$9,897,974	\$5,898,573	\$15,796,547	2017	Australia 
\$0.00	\$34,933,995	\$19,983,236	\$54,917,231	2018	Sweden 
\$0.00	\$12,427,839	\$15,943,878	\$28,371,716	2018	United Kingdom 
\$0.00	\$14,536,171	\$10,840,454	\$25,376,625	2018	Norway 
\$0.00	\$18,912,918	\$5,455,357	\$24,368,275	2018	Japan 
\$0.00	\$22,761,931	\$0	\$22,761,931	2018	Multi-Partner Trust Fund Office 
\$0.00	\$2,536,417	\$16,177,958	\$18,714,375	2018	Switzerland 
\$0.00	\$5,337,747	\$12,077,295	\$17,415,041	2018	Finland 

\$0.00	\$10,658,967	\$6,063,720	\$16,722,687	2018	Australia 
\$0.00	\$6,681,313	\$8,500,670	\$15,181,983	2018	United States Of America 
\$0.00	\$3,236,839	\$9,888,100	\$13,124,939	2018	Denmark 
\$0.00	\$63,210,512	\$0	\$63,210,512	2019	European Commission - Spotlight 
\$0.00	\$43,089,537	\$13,051,394	\$56,140,931	2019	Sweden 
\$0.00	\$19,550,780	\$11,700,012	\$31,250,792	2019	Norway 
\$0.00	\$27,566,500	\$0	\$27,566,500	2019	Multi-Partner Trust Fund Office 
\$0.00	\$10,515,059	\$16,224,386	\$26,739,445	2019	United Kingdom 
\$0.00	\$25,221,354	\$0	\$25,221,354	2019	European Commission 
\$0.00	\$8,952,907	\$11,123,471	\$20,076,378	2019	Finland 
\$0.00	\$3,328,743	\$16,032,064	\$19,360,807	2019	Switzerland 
\$0.00	\$13,724,712	\$3,888,181	\$17,612,893	2019	Japan 

\$0.00	\$6,462,470	\$8,939,050	\$15,401,520	2019	Denmark 
\$0.00	\$52,882,537	\$18,748,985	\$71,631,522	2020	Sweden 
\$0.00	\$52,188,613	\$0	\$52,188,613	2020	European Commission - Spotlight 
\$0.00	\$41,602,577	\$0	\$41,602,577	2020	Multi-Partner Trust Fund Office 
\$0.00	\$12,086,506	\$20,196,507	\$32,283,013	2020	Finland 
\$0.00	\$15,886,704	\$9,659,036	\$25,545,740	2020	Norway 
\$0.00	\$18,550,590	\$4,573,256	\$23,123,846	2020	Australia 
\$0.00	\$18,693,842	\$3,821,122	\$22,514,964	2020	Japan 
\$0.00	\$22,469,801	\$0	\$22,469,801	2020	European Commission 
\$0.00	\$4,058,834	\$16,494,845	\$20,553,679	2020	Switzerland 
\$0.00	\$4,274,593	\$16,101,469	\$20,376,062	2020	Germany 
\$0.00	\$50,918,071	\$12,609,003	\$63,527,074	2021	Sweden 

\$0.00	\$43,889,287	\$0	\$43,889,287	2021	Multi-Partner Trust Fund Office 
\$0.00	\$35,279,475	\$0	\$35,279,475	2021	European Commission - Spotlight 
\$0.00	\$11,498,314	\$18,018,018	\$29,516,332	2021	Finland 
\$0.00	\$15,044,479	\$11,865,610	\$26,910,089	2021	Norway 
\$0.00	\$21,643,478	\$5,088,624	\$26,732,102	2021	Canada 
\$0.00	\$9,685,217	\$16,719,275	\$26,404,492	2021	Germany 
\$0.00	\$5,710,180	\$17,410,229	\$23,120,408	2021	Switzerland 
\$0.00	\$16,422,139	\$6,023,298	\$22,445,438	2021	Australia 
\$0.00	\$17,515,509	\$3,630,066	\$21,145,575	2021	Japan 
\$0.00	\$37,715,822	\$15,417,823	\$53,133,645	2022	Sweden 
\$0.00	\$46,967,089	\$0	\$46,967,089	2022	Multi-Partner Trust Fund Office 
\$0.00	\$36,419,970	\$10,000,000	\$46,419,970	2022	United States Of America 
\$0.00	\$11,507,505	\$10,700,015	\$1,807,490	2022	United Kingdom 

\$0.00	\$11,597,595	\$19,722,815	\$31,320,410	2022	Finland 
\$0.00	\$19,625,144	\$10,237,828	\$29,862,972	2022	Norway 
\$0.00	\$7,671,041	\$18,727,241	\$26,398,282	2022	Germany 
\$0.00	\$25,480,363	\$0	\$25,480,363	2022	European Commission 
\$0.00	\$8,431,251	\$16,666,667	\$25,097,918	2022	Switzerland 
\$0.00	\$23,009,440	\$0	\$23,009,440	2022	European Commission - Spotlight 
\$0.00	\$14,439,305	\$5,598,051	\$20,037,356	2022	Australia 
\$0.00	\$51,942,943	\$0	\$51,942,943	2023	Multi-Partner Trust Fund Office 
\$0.00	\$42,512,935	\$8,721,776	\$51,234,710	2023	Sweden 
\$0.00	\$11,485,725	\$28,343,371	\$39,829,096	2023	Germany 
\$0.00	\$12,723,129	\$19,313,305	\$32,036,433	2023	Finland 
\$0.00	\$21,282,442	\$9,657,231	\$30,939,673	2023	Norway 
\$0.00	\$23,503,594	\$0 8/10	\$23,503,594	2023	European 

\$0.00	\$5,812,077	\$17,505,470	\$23,317,548	2023	Switzerland 
\$0.00	\$17,076,465	\$5,356,873	\$22,433,338	2023	Australia 
\$0.00	\$16,977,686	\$4,063,895	\$21,041,581	2023	Japan 
\$0.00	\$15,937,674	\$4,720,983	\$20,658,657	2023	Canada 
\$0.00	\$61,397,940	\$0	\$61,397,940	2024	Multi-Partner Trust Fund Office 
\$0.00	\$36,344,212	\$5,086,183	\$41,430,395	2024	Sweden 
\$0.00	\$17,992,640	\$21,853,234	\$39,845,874	2024	Germany 
\$0.00	\$30,897,239	\$0	\$30,897,239	2024	European Commission 
\$0.00	\$25,456,409	\$4,510,418	\$29,966,828	2024	Canada 
\$0.00	\$8,354,273	\$21,252,796	\$29,607,069	2024	Finland 
\$0.00	\$19,624,853	\$9,602,681	\$29,227,534	2024	Norway 
\$0.00	\$15,390,112	\$12,000,000	\$27,390,112	2024	United States Of 

\$0.00	\$7,620,250	\$18,181,818	\$25,802,068	2024	Switzerland 
\$0.00	\$19,247,645	\$4,148,877	\$23,396,522	2024	Japan 