

Country-Level Data of Bosnia and Herzegovina

Data as of:
27 July 2024

\$2.93 M

Planned Budget

\$3.20 M

Actual Budget













0

Shortfall

\$2.76 M

Expenses

IATI IDENTIFIER	OUTCOME RESULT STATEMENT	PLANNED BUDGET	ACTUAL BUDGET AND SHORTFALL	EXPENSES
XM-DAC-41146-BIH_D_1.1	By 2025, people contribute to, and benefit from more accountable and transparent governance systems that deliver quality public services, and ensure rule of law	\$712,564	\$751,092	\$672,096
OUTPUT LEVEL RESULTS				
BIH_D_1.1.2	Relevant institutions in BiH have increased capacities which ensures that gender-responsive policy making, budgeting and integration of EU gender equality and women's empowerment commitments are implemented across sectors.	\$614,137	\$642,325	\$586,621
BIH_D_1.1.5	Government institutions and selected CSOs have increased capacities and strengthened collaboration to implement and monitor implementation of international and national normative commitments	\$83,977	\$91,617	\$79,760
BIH_D_1.1.6	UN Women effectively leads, coordinates and promotes accountability for the implementation of GEWE commitments	\$14,450	\$17,150	\$5,715
XM-DAC-41146-BIH_D_2.1	By 2025, people benefit from resilient, inclusive and sustainable growth ensured by the convergence of economic development and management of environment and cultural resources	\$374,558	\$584,317	\$318,187
OUTPUT LEVEL RESULTS				
BIH_D_2.1.1	Governments have improved capacities to promote employment policies that enhance women's access to decent work and promote income security	\$218,634	\$335,538	\$196,384
BIH_D_2.1.2	Women owned businesses and women entrepreneurs have strengthened capacities and resilience	\$155,924	\$248,779	\$121,802

IATI IDENTIFIER	OUTCOME RESULT STATEMENT	PLANNED BUDGET	ACTUAL BUDGET AND SHORTFALL	EXPENSES
XM-DAC-41146-BIH_D_3.3	By 2025, people have access to better quality and inclusive health and social protection systems	\$1,005,260	\$1,022,412	\$965,445
				
OUTPUT LEVEL RESULTS				
BIH_D_3.3.1	Legislators and institutions have capacities to incorporate the highest level of international standards on EVAW in legislation, policies and budgets	\$300,934	\$301,714	\$296,290
				
BIH_D_3.3.2	Women, girls, men and boys at community and individual level able to mobilize actors, resources and capacities to create an environment for zero tolerance to violence	\$325,805	\$249,220	\$237,694
				
BIH_D_3.3.3	General and specialist service providers have the capacity to deliver quality, accessible and survivor-centered services	\$128,755	\$216,260	\$188,946
				
BIH_D_3.3.6	Women and girls (including those from disadvantaged groups) who have experienced discrimination or violence are empowered to advocate for and use available, accessible and quality services	\$249,766	\$255,218	\$242,516
		