

# Country-Level Data for Afghanistan country

## Outcome XM-DAC-41146-AFG\_O\_2

OUTCOME AFG\_O\_2 [XM-DAC-41146-AFG\\_O\\_2](#)


**Institutionalize a strong culture of results-based management, reporting, knowledge management and evaluation**

### OUTCOME DETAILS

#### SDG alignment



#### Impact areas

 Business transformation

#### Organizational outputs

##### Policy Marker

GENDER EQUALITY

##### Humanitarian Scope

No

##### UN System Function

Capacity development and technical assistance

Comprehensive and disaggregated data (discontinued)

Integrated policy advice and thought leadership

#### Outcome Description

Improved knowledge and application of UN Women staff on results-based management, reporting, knowledge management and evaluation



## RESOURCES

\$358.10 K

Planned Budget

\$517.42 K

Actual Budget

PLANNED BUDGET

ACTUAL BUDGET AND SHORTFALL

EXPENSES



### Funding Partners

Regular resources (Core):

 UN Women  
\$39,430


Other resources (Non-Core)/ Funding Partners:


 Japan \$83,334

 Finland \$201,922

 Denmark \$3,010

 Austria \$112,169

 Switzerland  
\$45,554

 MPTF – AFG Special Trust Fund  
\$32,000

TOTAL OTHER RESOURCES (NON-CORE)

\$477,989

OUTCOME AFG\_O\_2

B - Baseline      M - Milestones      T - Target

OUTCOME STATEMENT	INDICATOR STATEMENT	YEAR	BMTS	REPORTED RESULT
Institutionalize a strong culture of results-based management, reporting, knowledge management and evaluation	SP O_3.1: Number of initiatives implemented in partnership with the private sector to scale up innovations that address the challenges faced by women and girls (Not for country reporting)	2019 (Baseline)	0	N/A
		2018 (Milestone)	-	-
		2019 (Milestone)	-	-
		2020 (Milestone)	0	-
		2021 (Target)	0	-

INDICATOR STATEMENT	YEAR	BMTS	REPORTED RESULT
SP O_3.2: Number of UN-Women offices and units that pilot or scale up digital innovations (Not for country reporting)	2019 (Baseline)	0	N/A
	2018 (Milestone)	-	-
	2019 (Milestone)	-	-
	2020 (Milestone)	0	-
	2021 (Target)	0	-

INDICATOR STATEMENT	YEAR	BMTS	REPORTED RESULT
SP O_3.3: Percentage of UN-Women field offices indicating that UN-Women has undertaken activities in the country to support south-south, north-south or triangular cooperation (Derived from QCPR indicator 43d) (Similar to UNICEF)	2019 (Baseline)	2	N/A
	2018 (Milestone)	-	-
	2019 (Milestone)	-	2
	2020 (Milestone)	1	0
	2021 (Target)	1	3

INDICATOR STATEMENT	YEAR	BMTS	REPORTED RESULT
SP O_3.4: Number of countries that have a UN-Women-led national gender equality profile based on gender data sets available, disaggregated by relevant characteristics	2019 (Baseline)	0	N/A
	2018 (Milestone)	-	-
	2019 (Milestone)	-	0
	2020 (Milestone)	100%	0
	2021 (Target)	-	0

INDICATOR STATEMENT	YEAR	BMTS	REPORTED RESULT
SP O_3.5: Number of participants trained on gender-equality related topics via the Training Centre, disaggregated by sex and type of organization (Not for country reporting)	(Baseline)	-	N/A
	2018 (Milestone)	-	-
	2019 (Milestone)	-	-
	2020 (Milestone)	0	-
	2021 (Milestone)	0	-
	2022 (Target)	-	0



INDICATOR STATEMENT	YEAR	BMTS	REPORTED RESULT
SP O_3.6: Number of thematic communities of practice with systems for capturing, storing and sharing knowledge	2019 (Baseline)	1	N/A
	2018 (Milestone)	-	-
	2019 (Milestone)	-	1
	2020 (Milestone)	1	2
	2021 (Target)	1	1

INDICATOR STATEMENT	YEAR	BMTS	REPORTED RESULT
SP O_3.7: a. Number of citations of UN-Women's global reports (Progress of the World 's Women, World Survey on the Role of Women in Development, SDGs and Gender Report) (Not for country reporting)	2019 (Baseline)	0	N/A
	2018 (Milestone)	-	-
	2019 (Milestone)	-	-
	2020 (Milestone)	0	-
	2021 (Target)	0	-

INDICATOR STATEMENT	YEAR	BMTS	REPORTED RESULT
SP O_3.7: b. Number of downloads of UN-Women's knowledge products (Not for country reporting)	2019 (Baseline)	0	N/A
	2018 (Milestone)	-	-
	2019 (Milestone)	-	-
	2020 (Milestone)	0	-
	2021 (Target)	0	-

INDICATOR STATEMENT	YEAR	BMTS	REPORTED RESULT
SP O_3.8: Percentage of Strategic Notes and Annual Reports that meet quality standards in results-based management (Not for country reporting)	2019 (Baseline)	0	N/A
	2018 (Milestone)	-	-
	2019 (Milestone)	-	99%
	2020 (Milestone)	0	-
	2021 (Target)	0	-




INDICATOR STATEMENT	YEAR	BMTS	REPORTED RESULT
SP O_3.9: Percentage of programme staff trained on results based management (Not for country reporting)	2019 (Baseline)	0	N/A
	2018 (Milestone)	-	-
	2019 (Milestone)	-	-
	2020 (Milestone)	0	-
	2021 (Target)	0	-

INDICATOR STATEMENT	YEAR	BMTS	REPORTED RESULT
SP O_3.10: Percentage of planned evaluations being conducted (Similar to UNICEF and UNFPA) (Not for country reporting)	2019 (Baseline)	0	N/A
	2018 (Milestone)	-	-
	2019 (Milestone)	-	-
	2020 (Milestone)	0	-
	2021 (Target)	0	-

INDICATOR STATEMENT	YEAR	BMTS	REPORTED RESULT
SP O_3.11: Percentage of evaluations rated "good and above" (Similar to UNICEF and UNFPA) (Not for country reporting)	2019 (Baseline)	0	N/A
	2018 (Milestone)	-	-
	2019 (Milestone)	-	-
	2020 (Milestone)	0	-
	2021 (Target)	0	-

## OUTPUT INDICATOR AND RESULTS

### OUTPUT AFG\_O\_2.1

OUTCOME STATEMENT	INDICATOR STATEMENT	YEAR	BMTS	REPORTED RESULT	
<p>Results-Based Management and Reporting: Programming practices within UN Women ACO reflect systematic application of a result-based management approach (RBM), strategic thinking, and effective use of the Result Management System (RMS).</p> <p>Planned Budget: <b>\$2.01 M</b></p>  <p>Actual Budget and Shortfall: <b>\$1.33 M</b></p> <p>Shortfall: \$678.03 K</p>  <p>Expenses: <b>\$520.70 K</b></p> 	<p>information and knowledge products (telling the Story of UN Women's work) developed and disseminated internally and externally including those generated by the various data management platforms such as Gender Knowledge Data Hub on key gender issues/themes</p>	2017 (Baseline)	0	N/A	
		2016 (Milestone)	gender database & Information Hub established	-	
		2017 (Milestone)	Gender database and Information Hub is operational.	-	
		2018 (Milestone)		4	2
		2019 (Milestone)		6	4
		2020 (Milestone)		-	21
		2021 (Milestone)		-	0
2022 (Target)		-	0		



INDICATOR STATEMENT	YEAR	BMTS	REPORTED RESULT
Number of strategic review/ development conducted	2016 (Baseline)	1 midterm	N/A
	2018 (Milestone)	2	1
	2019 (Milestone)	1	1
	2020 (Milestone)	-	1
	2021 (Milestone)	-	0
	2022 (Target)	-	1

INDICATOR STATEMENT	YEAR	BMTS	REPORTED RESULT
Percentage of trained programme staff that use the knowledge they acquired through the RBM and RMS reporting trainings	2019 (Baseline)	40%	N/A
	2020 (Milestone)	100%	80%
	2021 (Milestone)	100%	80%
	2022 (Target)	100%	100

## OUTPUT AFG\_O\_2.2

OUTCOME STATEMENT	INDICATOR STATEMENT	YEAR	BMTS	REPORTED RESULT
Knowledge Management: UN Women recognized as hub of knowledge built on accurate data and up-to-date research on achieving gender equality and women's empowerment in Afghanistan	Number of knowledge products, including situational and sectoral analysis, policy guidelines and other research products developed	2019 (Baseline)	2	N/A
		2020 (Milestone)	8	21
		2021 (Milestone)	8	3
		2022 (Target)	3	9

Planned Budget:  
**\$244.41 K**



Actual Budget and Shortfall:  
**\$300.71 K**

Shortfall: \$0.00



Expenses:

\$8.43 K

INDICATOR STATEMENT	YEAR	BMTS	REPORTED RESULT
Gender Equality Profile developed	2019 (Baseline)	NO	N/A
	2020 (Milestone)	NO	FALSE
	2021 (Milestone)	YES	FALSE
	2022 (Target)	Yes	FALSE