

Country-Level Data for Afghanistan country

Outcome XM-DAC-41146-AFG_O_4

Data as of:
27 July 2024

OUTCOME AFG_O_4 XM-DAC-41146-AFG_O_4


Improved management of financial and human resources in pursuit of results

OUTCOME DETAILS

SDG alignment



Impact areas

 Empowered people

Organizational outputs

Policy Marker

GENDER EQUALITY

Humanitarian Scope

No

UN System Function

Capacity development and technical assistance

Outcome Description

UN Women staff have the capacity and accountability for delivering results in gender equality and women's empowerment and UN Women Operations reflects a culture of risk management, oversight, accountability, harmonization of business practices

RESOURCES

\$5.13 M

Planned Budget

\$79.00 K

Actual Budget

PLANNED BUDGET


ACTUAL BUDGET AND SHORTFALL

EXPENSES



Funding Partners

Regular resources (Core):

 UN Women
\$0

Other resources (Non-Core)/ Funding Partners:

 Denmark \$79,000

TOTAL OTHER RESOURCES (NON-CORE)
\$79,000

OUTCOME AFG_O_4

B - Baseline M - Milestones T - Target

OUTCOME STATEMENT	INDICATOR STATEMENT	YEAR	BMTS	REPORTED RESULT
Improved management of financial and human resources in pursuit of results	SP O_4.1 : Rating in the Aid Transparency Tracker (Derived from QCPR indicator 25) (Shared with UNFPA) (Not for country reporting)	(Baseline)	-	N/A
		2018 (Milestone)	-	-
		2019 (Milestone)	-	-
		2020 (Milestone)	0	-
		2021 (Milestone)	0	-
		2022 (Target)	-	

INDICATOR STATEMENT	YEAR	BMTS	REPORTED RESULT
SP O_4.2: Percentage of donor reports submitted on time (Not for country reporting)	2019 (Baseline)	0	N/A
	2018 (Milestone)	-	-
	2019 (Milestone)	-	-
	2020 (Milestone)	0	-
	2021 (Target)	0	-

INDICATOR STATEMENT	YEAR	BMTS	REPORTED RESULT
SP O_4.3: Percentage of feedback received from member states on donor reports that are positive (Not for country reporting)	2022 (Baseline)	50% (10 out of 20)	N/A
	2018 (Milestone)	-	-
	2019 (Milestone)	-	-
	2020 (Milestone)	0	-
	2021 (Milestone)	0	-
	2022 (Target)	-	

INDICATOR STATEMENT	YEAR	BMTS	REPORTED RESULT
SP O_4.4: Percentage of Country and Multi-Country Offices that have adopted and implemented common service lines in: i.Common procurement services ii. Common finance services iii. Common information, communication and technology (ICT) services iv. Common logistics services v.Common human resources services vi. Common facility services, including Common Premises (Derived from QCPR indicator 76c)(Similar to UNICEF and UNFPA)	(Baseline)	-	N/A
	2018 (Milestone)	-	-
	2019 (Milestone)	-	TRUE
	2020 (Milestone)	Yes	TRUE
	2021 (Milestone)	Yes	TRUE
	2022 (Target)	-	

INDICATOR STATEMENT	YEAR	BMTS	REPORTED RESULT
SP O_4.5: Structured dialogue on financing with the Executive Board held annually (Derived from QCPR indicator 19)(Not for country reporting)	2019 (Baseline)	No	N/A
	2018 (Milestone)	-	-
	2019 (Milestone)	-	-
	2020 (Milestone)	NO	-
	2021 (Target)	NO	-

INDICATOR STATEMENT	YEAR	BMTS	REPORTED RESULT
SP O_4.6: Percentage of offices which have completed training on anti-fraud and accountability (Not for country reporting)	2022 (Baseline)	i. P-1: 2022 (0%); ii. P-2 : 2022 (2.5%); iii. P-3: 2022 (11%); iv. P-4: 2022 (7.5%); v. P-5: 2022 (1.25%) and vi. D1 and above 2022 (0%)	N/A
	2018 (Milestone)	-	-
	2019 (Milestone)	-	-
	2020 (Milestone)	0	-
	2021 (Milestone)	0	-
	2022 (Target)	-	

INDICATOR STATEMENT	YEAR	BMTS	REPORTED RESULT
SP O_4.7: Implementation rate for regular resources (Shared with UNFPA) (Not for country reporting)	2022 (Baseline)	0	N/A
	2018 (Milestone)	-	-
	2019 (Milestone)	-	-
	2020 (Milestone)	0	-
	2021 (Milestone)	0	-

INDICATOR STATEMENT	YEAR	BMTS	REPORTED RESULT
SP O_4.8: Implementation rate for other resources (Not for country reporting)	2019 (Baseline)	0	N/A
	2018 (Milestone)	-	-
	2019 (Milestone)	-	-
	2020 (Milestone)	0	-
	2021 (Target)	0	-

INDICATOR STATEMENT	YEAR	BMTS	REPORTED RESULT
SP O_4.9: Percentage of Country Offices reporting on Greenhouse Gas emissions for travel and operations (Similar to UNFPA and UNICEF) (Not for country reporting)	2019 (Baseline)	0	N/A
	2018 (Milestone)	-	-
	2019 (Milestone)	-	-
	2020 (Milestone)	0	-
	2021 (Target)	0	-

INDICATOR STATEMENT	YEAR	BMTS	REPORTED RESULT
SP O_4.10: Average turnover time for the identification of qualified candidates and complete recruitment (Not for country reporting)	2019 (Baseline)	0	N/A
	2018 (Milestone)	-	-
	2019 (Milestone)	-	-
	2020 (Milestone)	0	-
	2021 (Target)	0	-

INDICATOR STATEMENT	YEAR	BMTS	REPORTED RESULT
SP O_4.11: Percentage of annual performance management and development reviews completed on time (Not for country reporting)	2019 (Baseline)	0	N/A
	2018 (Milestone)	-	-
	2019 (Milestone)	-	-
	2020 (Milestone)	0	-
	2021 (Target)	0	-

INDICATOR STATEMENT	YEAR	BMTS	REPORTED RESULT
SP O_4.12: Percentage of staff members completing mandatory trainings (Not for country reporting)	2019 (Baseline)	0	N/A
	2018 (Milestone)	-	-
	2019 (Milestone)	-	-
	2020 (Milestone)	0	-
	2021 (Target)	0	-

INDICATOR STATEMENT	YEAR	BMTS	REPORTED RESULT
SP O_4.13: Percentage of internal audit recommendations implemented (Similar to UNFPA) (Not for country reporting)	2019 (Baseline)	0	N/A
	2018 (Milestone)	-	-
	2019 (Milestone)	-	-
	2020 (Milestone)	0	-
	2021 (Target)	0	-

INDICATOR STATEMENT	YEAR	BMTS	REPORTED RESULT
SP O_4.14: Percentage of external audit recommendations implemented (Similar to UNFPA) (Not for country reporting)	2019 (Baseline)	0	N/A
	2018 (Milestone)	-	-
	2019 (Milestone)	-	-
	2020 (Milestone)	0	-
	2021 (Target)	0	-

INDICATOR STATEMENT	YEAR	BMTS	REPORTED RESULT
SP O_4.15: Percentage of risk units meeting Enterprise Risk Management policy and framework requirements (Not for country reporting)	2019 (Baseline)	0	N/A
	2018 (Milestone)	-	-
	2019 (Milestone)	-	-
	2020 (Milestone)	0	-
	2021 (Target)	0	-

INDICATOR STATEMENT	YEAR	BMTS	REPORTED RESULT
SP O_4.16: Percentage availability and uptime of corporate ICT systems (Not for country reporting)	2019 (Baseline)	0	N/A
	2018 (Milestone)	-	-
	2019 (Milestone)	-	-
	2020 (Milestone)	0	-
	2021 (Target)	0	-


INDICATOR STATEMENT	YEAR	BMTS	REPORTED RESULT
SP O_4.17: Percentage of ICT platforms that fully address cyber-security issues and architecture design inputs from the ICT team (Not for country reporting)	2019 (Baseline)	0	N/A
	2018 (Milestone)	-	-
	2019 (Milestone)	-	-
	2020 (Milestone)	0	-
	2021 (Target)	0	-

INDICATOR STATEMENT	YEAR	BMTS	REPORTED RESULT
SP O_4.18: Percentage of offices compliant with business continuity plans and processes (Not for country reporting)	2019 (Baseline)	0	N/A
	2018 (Milestone)	-	-
	2019 (Milestone)	-	-
	2020 (Milestone)	0	-
	2021 (Target)	0	-

INDICATOR STATEMENT	YEAR	BMTS	REPORTED RESULT
SP O_4.19: Percentage of offices compliant with UN Security Risk Management requirements (Not for country reporting)	2019 (Baseline)	0	N/A
	2018 (Milestone)	-	-
	2019 (Milestone)	-	-
	2020 (Milestone)	0	-
	2021 (Target)	0	-

OUTPUT INDICATOR AND RESULTS

OUTPUT AFG_O_4.1

OUTCOME STATEMENT	INDICATOR STATEMENT	YEAR	BMTS	REPORTED RESULT
UN Women staff have the capacity and accountability for delivering results in gender equality and women's empowerment Planned Budget: \$19.84 M 	Continued implementation of cost recovery policy for ACO staff	2017 (Baseline)	100	N/A
		2018 (Milestone)	100	100
		2019 (Milestone)	100%	100
		2020 (Milestone)	-	0
		2021 (Milestone)	-	0
		2022 (Target)	-	100

Actual Budget and Shortfall:
\$18.34 M

Shortfall: \$1.50 M



Expenses:
\$11.62 M



INDICATOR STATEMENT	YEAR	BMTS	REPORTED RESULT
Percentage of positions filled within turn around time and as per HR rules and regulations	2017 (Baseline)	10%	N/A
	2018 (Milestone)	70	0
	2019 (Milestone)	85	65
	2020 (Milestone)	85%	75%
	2021 (Milestone)	85%	75%
	2022 (Target)	-	10

INDICATOR STATEMENT	YEAR	BMTS	REPORTED RESULT
Number of staff retreats convened	2016 (Baseline)	0	N/A
	2018 (Milestone)	1	65
	2019 (Milestone)	1	2
	2020 (Milestone)	2	0
	2021 (Milestone)	5	0
	2022 (Target)	-	0

INDICATOR STATEMENT	YEAR	BMTS	REPORTED RESULT
Implement the Learning Dashboard and learning calendar to monitor that corporate certifications as per roles are completed within a timeframe post recruitment	2017 (Baseline)	No	N/A
	2018 (Milestone)	Yes	TRUE
	2019 (Milestone)	Yes	TRUE
	2020 (Milestone)	-	FALSE
	2021 (Milestone)	-	FALSE
	2022 (Target)	-	FALSE

INDICATOR STATEMENT	YEAR	BMTS	REPORTED RESULT
Number of field offices established	2019 (Baseline)	0	N/A
	2020 (Milestone)	5	0
	2021 (Milestone)	-	5
	2022 (Target)	-	5

INDICATOR STATEMENT	YEAR	BMTS	REPORTED RESULT
% of staff who completed the on-line mandatory courses	2019 (Baseline)	72%	N/A
	2020 (Milestone)	100%	91%
	2021 (Milestone)	100%	90%
	2022 (Target)	-	52

OUTPUT AFG_O_4.2

OUTCOME STATEMENT	INDICATOR STATEMENT	YEAR	BMTS	REPORTED RESULT
UN Women Operations reflect a culture of risk management, oversight, accountability, and harmonization of business practices Planned Budget: \$12.92 M	Number of operations business processes mapped and reviewed for simplification, automation and compliance with POM	2017 (Baseline)	5	N/A
		2018 (Milestone)	10	10
		2019 (Milestone)	8	0
		2020 (Milestone)	-	0
		2021 (Milestone)	-	0
		2022 (Target)	-	0

Actual Budget and Shortfall:
\$233.86 K

Shortfall: \$12.69 M



Expenses:
\$415.49 K

INDICATOR STATEMENT	YEAR	BMTS	REPORTED RESULT
Percentage of Implementation of ERM for effective and comprehensive risk management in line with UN-Women ERM policy and guidelines	2017 (Baseline)	80	N/A
	2018 (Milestone)	100	100
	2019 (Milestone)	100%	100
	2020 (Milestone)	-	100%
	2021 (Milestone)	-	0
	2022 (Target)	-	0

INDICATOR STATEMENT	YEAR	BMTS	REPORTED RESULT
Percentage of Implementation of Partner audit recommendations by target completion date	2017 (Baseline)	10	N/A
	2018 (Milestone)	50	30
	2019 (Milestone)	60%	50
	2020 (Milestone)	LOW	Low
	2021 (Milestone)	LOW	100
	2022 (Target)	Low	Low

INDICATOR STATEMENT	YEAR	BMTS	REPORTED RESULT
Percentage of Implementation of Business Continuity Management, issues identified during BCP testing; security mainstreaming and country level security compliance Baseline:	2017 (Baseline)	100	N/A
	2018 (Milestone)	100	80
	2019 (Milestone)	100	90
	2020 (Milestone)	100%	100
	2021 (Milestone)	100%	100%
	2022 (Target)	100%	81

INDICATOR STATEMENT	YEAR	BMTS	REPORTED RESULT
Percentage of Implementation of Partner audit recommendations and IAS audit recommendations by target completion date	2019 (Baseline)	10%	N/A
	2020 (Milestone)	90%	82%
	2021 (Milestone)	100%	95%
	2022 (Target)	100%	90