

Country-Level Data for Burundi country Outcome

XM-DAC-41146-BDI_O_4

Data as of:
18 July 2024

OUTCOME BDI_O_4 [XM-DAC-41146-BDI_O_4](#)

Improved management of financial and human resources in pursuit of results

OUTCOME DETAILS


SDG alignment



Outcome Description

Improved management of financial and human resources in pursuit of results

Impact areas

 Principled performance

Organizational outputs

Policy Marker

GENDER EQUALITY

Humanitarian Scope

No

UN System Function

Capacity development and technical assistance

Support functions

RESOURCES

\$581.17 K

Planned Budget

\$0.00

Actual Budget

PLANNED BUDGET



OUTCOME INDICATOR AND RESULTS

PLAN PERIOD : 2019-2023

OUTCOME BDI_O_4

B - Baseline M - Milestones T - Target

OUTCOME STATEMENT	INDICATOR STATEMENT	YEAR	BMTS	REPORTED RESULT
Improved management of financial and human resources in pursuit of results	Implementation rate for regular resources (Desk Review)	(Baseline)	-	N/A
		2022 (Milestone)	100	-
		2023 (Target)	-	-

INDICATOR STATEMENT	YEAR	BMTS	REPORTED RESULT
Implementation rate for other resources (Desk Review)	(Baseline)	-	N/A
	2022 (Milestone)	90	-
	2023 (Target)	-	-

INDICATOR STATEMENT	YEAR	BMTS	REPORTED RESULT
Percentage of risk units meeting Enterprise Risk Management policy and framework requirements (Desk Review)	(Baseline)	-	N/A
	2022 (Milestone)	YES	-
	2023 (Target)	-	-

INDICATOR STATEMENT	YEAR	BMTS	REPORTED RESULT
Percentage of offices compliant with a) Business continuity plans and processes b) Occupational Safety and Health requirements c) UNSMS Security policies (Desk Review)	(Baseline)	-	N/A
	2022 (Milestone)	YES	-
	2023 (Target)	-	-

INDICATOR STATEMENT	YEAR	BMTS	REPORTED RESULT
SP O_4.1 : Rating in the Aid Transparency Tracker (Derived from QCPR indicator 25) (Shared with UNFPA) (Not for country reporting)	(Baseline)	-	N/A
	2019 (Milestone)	-	-
	2020 (Milestone)	-	-
	2021 (Target)	-	-

INDICATOR STATEMENT	YEAR	BMTS	REPORTED RESULT
SP O_4.2: Percentage of donor reports submitted on time (Not for country reporting)	(Baseline)	-	N/A
	2019 (Milestone)	-	-
	2020 (Milestone)	-	-
	2021 (Target)	-	-

INDICATOR STATEMENT	YEAR	BMTS	REPORTED RESULT
SP O_4.3: Percentage of feedback received from member states on donor reports that are positive (Not for country reporting)	(Baseline)	-	N/A
	2019 (Milestone)	-	-
	2020 (Milestone)	-	-
	2021 (Target)	-	-

INDICATOR STATEMENT	YEAR	BMTS	REPORTED RESULT
SP O_4.4: Percentage of Country and Multi-Country Offices that have adopted and implemented common service lines in: i.Common procurement services ii. Common finance services iii. Common information, communication and technology (ICT) services iv. Common logistics services v.Common human resources services vi. Common facility services, including Common Premises (Derived from QCPR indicator 76c)(Similar to UNICEF and UNFPA)	(Baseline)	-	N/A
	2019 (Milestone)	-	TRUE
	2020 (Milestone)	-	TRUE
	2021 (Target)	-	TRUE

INDICATOR STATEMENT	YEAR	BMTS	REPORTED RESULT
SP O_4.5: Structured dialogue on financing with the Executive Board held annually (Derived from QCPR indicator 19)(Not for country reporting)	(Baseline)	-	N/A
	2019 (Milestone)	-	-
	2020 (Milestone)	-	-
	2021 (Target)	-	-

INDICATOR STATEMENT	YEAR	BMTS	REPORTED RESULT
SP O_4.6: Percentage of offices which have completed training on anti-fraud and accountability (Not for country reporting)	(Baseline)	-	N/A
	2019 (Milestone)	-	-
	2020 (Milestone)	-	-
	2021 (Target)	-	-

INDICATOR STATEMENT	YEAR	BMTS	REPORTED RESULT
SP O_4.7: Implementation rate for regular resources (Shared with UNFPA) (Not for country reporting)	(Baseline)	-	N/A
	2019 (Milestone)	-	-
	2020 (Milestone)	-	-
	2021 (Milestone)	-	-

INDICATOR STATEMENT	YEAR	BMTS	REPORTED RESULT
SP O_4.8: Implementation rate for other resources (Not for country reporting)	(Baseline)	-	N/A
	2019 (Milestone)	-	-
	2020 (Milestone)	-	-
	2021 (Target)	-	-

INDICATOR STATEMENT	YEAR	BMTS	REPORTED RESULT
SP O_4.9: Percentage of Country Offices reporting on Greenhouse Gas emissions for travel and operations (Similar to UNFPA and UNICEF) (Not for country reporting)	(Baseline)	-	N/A
	2019 (Milestone)	-	-
	2020 (Milestone)	-	-
	2021 (Target)	-	-

INDICATOR STATEMENT	YEAR	BMTS	REPORTED RESULT
SP O_4.10: Average turnover time for the identification of qualified candidates and complete recruitment (Not for country reporting)	(Baseline)	-	N/A
	2019 (Milestone)	-	-
	2020 (Milestone)	-	-
	2021 (Target)	-	-

INDICATOR STATEMENT	YEAR	BMTS	REPORTED RESULT
SP O_4.11: Percentage of annual performance management and development reviews completed on time (Not for country reporting)	(Baseline)	-	N/A
	2019 (Milestone)	-	-
	2020 (Milestone)	-	-
	2021 (Target)	-	-

INDICATOR STATEMENT	YEAR	BMTS	REPORTED RESULT
SP O_4.12: Percentage of staff members completing mandatory trainings (Not for country reporting)	(Baseline)	-	N/A
	2019 (Milestone)	-	-
	2020 (Milestone)	-	-
	2021 (Target)	-	-

INDICATOR STATEMENT	YEAR	BMTS	REPORTED RESULT
SP O_4.13: Percentage of internal audit recommendations implemented (Similar to UNFPA) (Not for country reporting)	(Baseline)	-	N/A
	2019 (Milestone)	-	-
	2020 (Milestone)	-	-
	2021 (Target)	-	-

INDICATOR STATEMENT	YEAR	BMTS	REPORTED RESULT
SP O_4.14: Percentage of external audit recommendations implemented (Similar to UNFPA) (Not for country reporting)	(Baseline)	-	N/A
	2019 (Milestone)	-	-
	2020 (Milestone)	-	-
	2021 (Target)	-	-

INDICATOR STATEMENT	YEAR	BMTS	REPORTED RESULT
SP O_4.15: Percentage of risk units meeting Enterprise Risk Management policy and framework requirements (Not for country reporting)	(Baseline)	-	N/A
	2019 (Milestone)	-	-
	2020 (Milestone)	-	-
	2021 (Target)	-	-

INDICATOR STATEMENT	YEAR	BMTS	REPORTED RESULT
SP O_4.16: Percentage availability and uptime of corporate ICT systems (Not for country reporting)	(Baseline)	-	N/A
	2019 (Milestone)	-	-
	2020 (Milestone)	-	-
	2021 (Target)	-	-

INDICATOR STATEMENT	YEAR	BMTS	REPORTED RESULT
SP O_4.17: Percentage of ICT platforms that fully address cyber-security issues and architecture design inputs from the ICT team (Not for country reporting)	(Baseline)	-	N/A
	2019 (Milestone)	-	-
	2020 (Milestone)	-	-
	2021 (Target)	-	-

INDICATOR STATEMENT	YEAR	BMTS	REPORTED RESULT
SP O_4.18: Percentage of offices compliant with business continuity plans and processes (Not for country reporting)	(Baseline)	-	N/A
	2019 (Milestone)	-	-
	2020 (Milestone)	-	-
	2021 (Target)	-	-

INDICATOR STATEMENT	YEAR	BMTS	REPORTED RESULT
SP O_4.19: Percentage of offices compliant with UN Security Risk Management requirements (Not for country reporting)	(Baseline)	-	N/A
	2019 (Milestone)	-	-
	2020 (Milestone)	-	-
	2021 (Target)	-	-

OUTPUT INDICATOR AND RESULTS

OUTPUT BDI_O_4.1

OUTCOME STATEMENT	INDICATOR STATEMENT	YEAR	BMTS	REPORTED RESULT
UN WOMEN Office in Burundi has the required technical management skills to ensure effective implementation of the 2022 AWP and achieve related results	Amount of non core mobilized	2010 (Baseline)	0	N/A
		2019 (Milestone)	-	30%
		2020 (Milestone)	40%	33%
		2021 (Milestone)	38	47%
		2022 (Milestone)	45	50
		2023 (Target)	60%	54

Planned Budget:
\$4.17 M



Actual Budget and Shortfall:
\$2.60 M




Expenses:
\$1.59 M



INDICATOR STATEMENT	YEAR	BMTS	REPORTED RESULT
Percentage of UN Women staff who have completed all the mandatory online courses in Agora	2018 (Baseline)	80%	N/A
	2019 (Milestone)	-	94%
	2020 (Milestone)	100	90%
	2021 (Milestone)	95	53%
	2022 (Milestone)	100	70
	2023 (Target)	100%	100

INDICATOR STATEMENT	YEAR	BMTS	REPORTED RESULT
Indicator 4.1C: Percentage of annual performance and development reviews completed on time.	2021 (Baseline)	80	N/A
	2022 (Milestone)	90	TRUE
	2023 (Target)	95	TRUE

OUTPUT BDI_O_4.2

OUTCOME STATEMENT	INDICATOR STATEMENT	YEAR	BMTS	REPORTED RESULT
UN WOMEN implements a strong culture of risk management , accountability , harmonization of practices and transparency in its financial management Planned Budget: \$41.18 K 	Percentage of implementation of the recommendations of the 2017 internal audit	2018 (Baseline)	100%	N/A
		2019 (Milestone)	-	100%
		2020 (Milestone)	100	100
		2021 (Milestone)	100	100%
		2022 (Milestone)	-	100
		2023 (Target)	100%	100

Actual Budget and Shortfall:
\$15.00 K

Shortfall: \$26.18 K




Expenses:
\$13.57 K



INDICATOR STATEMENT	YEAR	BMTS	REPORTED RESULT
Rate of budget delivery	2017 (Baseline)	90%	N/A
	2019 (Milestone)	-	100%
	2020 (Milestone)	100	80%
	2021 (Milestone)	95	82%
	2022 (Milestone)	-	73
	2023 (Target)	100%	75

INDICATOR STATEMENT	YEAR	BMTS	REPORTED RESULT
Indicator 4.2C: Number of personnel that benefit from exchange initiatives and / or participating in thematic learning opportunities through COPs and online Webinars	2021 (Baseline)	3	N/A
	2022 (Milestone)	-	TRUE
	2023 (Target)	6	TRUE

OUTPUT BDI_O_4.3

OUTCOME STATEMENT	INDICATOR STATEMENT	YEAR	BMTS	REPORTED RESULT
<p>The office's non-core resources are enhanced and diversified including those to address emerging socio-economic issues and to respond to the COVID-19 pandemic</p> <p>Planned Budget: \$49.76 K</p> 	Percentage of Non-Core funds mobilized compared to the total budget	2018 (Baseline)	100%	N/A
		2019 (Milestone)	-	33%
		2020 (Milestone)	60	71%
		2021 (Milestone)	78	78%
		2022 (Milestone)	-	92
		2023 (Target)	85%	60

Actual Budget and Shortfall:
\$5.50 K

Shortfall: \$44.26 K



Expenses:
\$466.69



OUTPUT BDI_O_4.4

OUTCOME STATEMENT	INDICATOR STATEMENT	YEAR	BMTS	REPORTED RESULT
UN Women Burundi is compliant with the corporate risk management and the anti-fraud policies	Level of compliance in the COAT reports	2018 (Baseline)	75%	N/A
		2019 (Milestone)	-	100%
		2020 (Milestone)	85	85%
		2021 (Milestone)	85	90%
		2022 (Milestone)	-	95
		2023 (Target)	90%	85

Planned Budget:
\$1.50 K



Actual Budget and Shortfall:
\$1.50 K

Shortfall: \$0.00



Expenses:
\$0.00

INDICATOR STATEMENT	YEAR	BMTS	REPORTED RESULT
overall information security and compliance level	2019 (Baseline)	medium	N/A
	2020 (Milestone)	Low	High
	2021 (Milestone)	medium	Medium
	2022 (Milestone)	-	Medium
	2023 (Target)	-	Medium