

Country-Level Data for Brazil country Outcome XM-DAC-41146-BRA_O_3

Data as of:
27 July 2024

OUTCOME BRA_O_3 [XM-DAC-41146-BRA_O_3](#)

To enhance organizational effectiveness, with a focus on management of financial and human resources in pursuit of results

OUTCOME DETAILS

SDG alignment



Outcome Description

To enhance organizational effectiveness, with a focus on management of financial and human resources in pursuit of results

Impact areas

Principled performance

Organizational outputs

Policy Marker

GENDER EQUALITY

Humanitarian Scope

No

UN System Function

Support functions

UN system coordination (discontinued)

RESOURCES

\$933.79 K

Planned Budget

\$699.76 K

Actual Budget

PLANNED BUDGET

ACTUAL BUDGET AND SHORTFALL

EXPENSES



Funding Partners

Regular resources (Core):



UN Women

\$699,755

OUTCOME INDICATOR AND RESULTS

PLAN PERIOD : 2017-2023

OUTCOME BRA_O_3

B - Baseline

M - Milestones

T - Target

OUTCOME STATEMENT	INDICATOR STATEMENT	YEAR	BMTS	REPORTED RESULT
To enhance organizational effectiveness, with a focus on management of financial and human resources in pursuit of results	Implementation rate for regular resources (Desk Review)	2021 (Baseline)	84	N/A
		2022 (Milestone)	95	-
		2023 (Target)	95	-

INDICATOR STATEMENT	YEAR	BMTS	REPORTED RESULT
Implementation rate for other resources (Desk Review)	2021 (Baseline)	72	N/A
	2022 (Milestone)	85	-
	2023 (Target)	85	-

INDICATOR STATEMENT	YEAR	BMTS	REPORTED RESULT
Percentage of risk units meeting Enterprise Risk Management policy and framework requirements (Desk Review)	2021 (Baseline)	80	N/A
	2022 (Milestone)	100	-
	2023 (Target)	100	-

INDICATOR STATEMENT	YEAR	BMTS	REPORTED RESULT
A) Percentage of agreed long outstanding internal audit recommendations B) Percentage of agreed long outstanding external audit recommendations management need to complete action (Desk Review)	2021 (Baseline)	a) No b) No	N/A
	2022 (Milestone)	a) No b) No	-
	2023 (Target)	a) No b) No	-

INDICATOR STATEMENT	YEAR	BMTS	REPORTED RESULT
Percentage of offices compliant with a) Business continuity plans and processes b) Occupational Safety and Health requirements c) UNSMS Security policies (Desk Review)	2021 (Baseline)	a) 50; b) 96; c) 100	N/A
	2022 (Milestone)	a) 100; b) 100; c) 100	-
	2023 (Target)	a) 100; b) 100; c) 100	-

INDICATOR STATEMENT	YEAR		BMTS	REPORTED RESULT
Percentage of country offices applying environmental and social standards in UN-Women programmes in line with United Nations standards (QCPR 2.3.4) (Desk Review)	2021 (Baseline)	TBD with methodological note		N/A
	2022 (Target)	TBD with methodological note		-

INDICATOR STATEMENT	YEAR	BMTS	REPORTED RESULT
SP O_4.1 : Rating in the Aid Transparency Tracker (Derived from QCPR indicator 25) (Shared with UNFPA) (Not for country reporting)	2017 (Baseline)	Not applicable	N/A
	2018 (Milestone)	Not applicable	-
	2019 (Milestone)	Not applicable	-
	2020 (Milestone)	Not applicable	-
	2021 (Target)	Not applicable	-

INDICATOR STATEMENT	YEAR	BMTS	REPORTED RESULT
SP O_4.2: Percentage of donor reports submitted on time (Not for country reporting)	2017 (Baseline)	40	N/A
	2018 (Milestone)	100	-
	2019 (Milestone)	100	-
	2020 (Milestone)	100	-
	2021 (Target)	100	-

INDICATOR STATEMENT	YEAR	BMTS	REPORTED RESULT
SP O_4.3: Percentage of feedback received from member states on donor reports that are positive (Not for country reporting)	2017 (Baseline)	Not available	N/A
	2018 (Milestone)	Not available	-
	2019 (Milestone)	Not available	-
	2020 (Milestone)	Not available	-
	2021 (Target)	Not available	-

INDICATOR STATEMENT	YEAR	BMTS	REPORTED RESULT
SP O_4.4: Percentage of Country and Multi-Country Offices that have adopted and implemented common service lines in: i.Common procurement services ii. Common finance services iii. Common information, communication and technology (ICT) services iv. Common logistics services v.Common human resources services vi. Common facility services, including Common Premises (Derived from QCPR indicator 76c)(Similar to UNICEF and UNFPA)	2017 (Baseline)	Yes	N/A
	2018 (Milestone)	Yes	-
	2019 (Milestone)	Yes	TRUE
	2020 (Milestone)	Yes	TRUE
	2021 (Target)	Yes	TRUE

INDICATOR STATEMENT	YEAR	BMTS	REPORTED RESULT
SP O_4.5: Structured dialogue on financing with the Executive Board held annually (Derived from QCPR indicator 19)(Not for country reporting)	2017 (Baseline)	Not applicable	N/A
	2018 (Milestone)	Not applicable	-
	2019 (Milestone)	Not applicable	-
	2020 (Milestone)	Not applicable	-
	2021 (Target)	Not applicable	-

INDICATOR STATEMENT	YEAR	BMTS	REPORTED RESULT
SP O_4.6: Percentage of offices which have completed training on anti-fraud and accountability (Not for country reporting)	2017 (Baseline)	No	N/A
	2018 (Milestone)	No	-
	2019 (Milestone)	Yes	-
	2020 (Milestone)	Yes	-
	2021 (Target)	Yes	-

INDICATOR STATEMENT	YEAR	BMTS	REPORTED RESULT
SP O_4.7: Implementation rate for regular resources (Shared with UNFPA) (Not for country reporting)	2017 (Baseline)	100	N/A
	2018 (Milestone)	100	-
	2019 (Milestone)	100	-
	2020 (Milestone)	100	-
	2021 (Target)	100	-

INDICATOR STATEMENT	YEAR	BMTS	REPORTED RESULT
SP O_4.8: Implementation rate for other resources (Not for country reporting)	2017 (Baseline)	82	N/A
	2018 (Milestone)	85	-
	2019 (Milestone)	85	-
	2020 (Milestone)	85	-
	2021 (Target)	85	-

INDICATOR STATEMENT	YEAR	BMTS	REPORTED RESULT
SP O_4.9: Percentage of Country Offices reporting on Greenhouse Gas emissions for travel and operations (Similar to UNFPA and UNICEF) (Not for country reporting)	2017 (Baseline)	No	N/A
	2018 (Milestone)	No	-
	2019 (Milestone)	Yes	-
	2020 (Milestone)	Yes	-
	2021 (Target)	Yes	-

INDICATOR STATEMENT	YEAR	BMTS	REPORTED RESULT
SP O_4.10: Average turnover time for the identification of qualified candidates and complete recruitment (Not for country reporting)	2019 (Baseline)	6 weeks	N/A
	2018 (Milestone)	-	-
	2019 (Milestone)	-	-
	2020 (Milestone)	6 weeks	-
	2021 (Target)	6 weeks	-

INDICATOR STATEMENT	YEAR	BMTS	REPORTED RESULT
SP O_4.11: Percentage of annual performance management and development reviews completed on time (Not for country reporting)	2017 (Baseline)	66	N/A
	2018 (Milestone)	100	-
	2019 (Milestone)	100	-
	2020 (Milestone)	100	-
	2021 (Target)	100	-

INDICATOR STATEMENT	YEAR	BMTS	REPORTED RESULT
SP O_4.12: Percentage of staff members completing mandatory trainings (Not for country reporting)	2017 (Baseline)	37	N/A
	2018 (Milestone)	100	-
	2019 (Milestone)	100	-
	2020 (Milestone)	100	-
	2021 (Target)	100	-

INDICATOR STATEMENT	YEAR	BMTS	REPORTED RESULT
SP O_4.13: Percentage of internal audit recommendations implemented (Similar to UNFPA) (Not for country reporting)	2017 (Baseline)	98	N/A
	2018 (Milestone)	90	-
	2019 (Milestone)	90	-
	2020 (Milestone)	90	-
	2021 (Target)	90	-

INDICATOR STATEMENT	YEAR	BMTS	REPORTED RESULT
SP O_4.14: Percentage of external audit recommendations implemented (Similar to UNFPA) (Not for country reporting)	2017 (Baseline)	98	N/A
	2018 (Milestone)	90	-
	2019 (Milestone)	90	-
	2020 (Milestone)	90	-
	2021 (Target)	90	-

INDICATOR STATEMENT	YEAR	BMTS	REPORTED RESULT
SP O_4.15: Percentage of risk units meeting Enterprise Risk Management policy and framework requirements (Not for country reporting)	2017 (Baseline)	Yes	N/A
	2018 (Milestone)	Yes	-
	2019 (Milestone)	Yes	-
	2020 (Milestone)	Yes	-
	2021 (Target)	Yes	-

INDICATOR STATEMENT	YEAR	BMTS	REPORTED RESULT
SP O_4.16: Percentage availability and uptime of corporate ICT systems (Not for country reporting)	2017 (Baseline)	Not applicable	N/A
	2018 (Milestone)	Not applicable	-
	2019 (Milestone)	Not applicable	-
	2020 (Milestone)	Not applicable	-
	2021 (Target)	Not applicable	-




INDICATOR STATEMENT	YEAR	BMTS	REPORTED RESULT
SP O_4.17: Percentage of ICT platforms that fully address cyber-security issues and architecture design inputs from the ICT team (Not for country reporting)	2017 (Baseline)	No	N/A
	2018 (Milestone)	No	-
	2019 (Milestone)	No	-
	2020 (Milestone)	Yes	-
	2021 (Target)	Yes	-

INDICATOR STATEMENT	YEAR	BMTS	REPORTED RESULT
SP O_4.18: Percentage of offices compliant with business continuity plans and processes (Not for country reporting)	2017 (Baseline)	Yes	N/A
	2018 (Milestone)	Yes	-
	2019 (Milestone)	Yes	-
	2020 (Milestone)	Yes	-
	2021 (Target)	Yes	-

INDICATOR STATEMENT	YEAR	BMTS	REPORTED RESULT
SP O_4.19: Percentage of offices compliant with UN Security Risk Management requirements (Not for country reporting)	2017 (Baseline)	Yes	N/A
	2018 (Milestone)	Yes	-
	2019 (Milestone)	Yes	-
	2020 (Milestone)	Yes	-
	2021 (Target)	Yes	-

OUTPUT INDICATOR AND RESULTS

OUTPUT BRA_O_3.2

OUTCOME STATEMENT	INDICATOR STATEMENT	YEAR	BMTS	REPORTED RESULT
<p>Increased capacity of UN Women CO to deliver on results</p> <p>Planned Budget: \$5.51 M</p>  <p>Actual Budget and Shortfall: \$4.40 M</p> <p>Shortfall: \$1.11 M</p>  <p>Expenses: \$4.18 M</p> 	Delivery Rate	2016 (Baseline)	89.29	N/A
		2017 (Milestone)	90	-
		2018 (Milestone)	92	
		2019 (Milestone)	92	75.46
		2020 (Milestone)	85	75.43
		2021 (Milestone)	85	84
		2022 (Milestone)	85	92
		2023 (Target)	85	91

INDICATOR STATEMENT	YEAR	BMTS	REPORTED RESULT
Percentage of Brazil CO staff members completing mandatory trainings	2019 (Baseline)	68	N/A
	2020 (Milestone)	100	97
	2021 (Milestone)	100	89
	2022 (Milestone)	100	84
	2023 (Target)	100	71

INDICATOR STATEMENT	YEAR	BMTS	REPORTED RESULT
Overall Information Security & Compliance Risk Level	2019 (Baseline)	53.7	N/A
	2020 (Milestone)	100	-
	2021 (Milestone)	100	97.33
	2022 (Milestone)	100	80
	2023 (Target)	100	100

OUTPUT BRA_O_3.3

OUTCOME STATEMENT	INDICATOR STATEMENT	YEAR	BMTS	REPORTED RESULT
Increased capacity of UN Women CO for risk management, accountability, harmonization of business practices and transparency in its operations Planned Budget: \$0.00	Percentage of staff that completed/updated BSITF II course	2016 (Baseline)	100	N/A
		2017 (Milestone)	100	-
		2018 (Milestone)	100	
		2019 (Milestone)	100	97%
		2020 (Milestone)	100	-
		2021 (Target)	100	-

Actual Budget and Shortfall:
\$1.35 K

Shortfall: \$0.00

Expenses:

\$10.97 K



INDICATOR STATEMENT	YEAR	BMTS	REPORTED RESULT
Percentage of assets updated in Atlas	2016 (Baseline)	100	N/A
	2017 (Milestone)	100	-
	2018 (Milestone)	100	
	2019 (Milestone)	100	100
	2020 (Milestone)	100	-
	2021 (Target)	100	-

INDICATOR STATEMENT	YEAR	BMTS	REPORTED RESULT
Percentage of Brazil CO compliance with UN Security Management System	2016 (Baseline)	98	N/A
	2017 (Milestone)	100	-
	2018 (Milestone)	100	
	2019 (Milestone)	100	83%
	2020 (Milestone)	100	92
	2021 (Milestone)	100	99.7
	2022 (Milestone)	100	99.7
	2023 (Target)	100	100

INDICATOR STATEMENT	YEAR	BMTS	REPORTED RESULT
Percentage of Brazil CO adoption of common services on procurement, HR and IT [QCPR]	2016 (Baseline)	60	N/A
	2017 (Milestone)	60	-
	2018 (Milestone)	70	
	2019 (Milestone)	80	75%
	2020 (Milestone)	100	100
	2021 (Milestone)	100	100
	2022 (Milestone)	100	100
	2023 (Target)	100	100