

# Country-Level Data for Cameroon country Outcome

## XM-DAC-41146-CMR\_D\_1.2

OUTCOME CMR\_D\_1.2 [XM-DAC-41146-CMR\\_D\\_1.2](#)

By 2026, gaps in key socio-economic indicators are reduced, reflecting greater gender equality and progress in the empowerment of youth, women and girls, and other vulnerable groups, including in humanitarian contexts. (Outcome 2.2 /UNSDCF)

### OUTCOME DETAILS

#### SDG alignment



#### Outcome Description

#### Impact areas



Governance and participation in public life



Women's economic empowerment



Women, peace and security, humanitarian action and disaster risk reduction


#### Organizational outputs





Norms, laws, policies and institutions




Financing for gender equality

 Positive social norms

 Access to services, goods and resources

 Women's voice, leadership and agency

 UN system coordination

### **Policy Marker**

GENDER EQUALITY

### **Humanitarian Scope**

No

### **UN System Function**

Advocacy, communications and social mobilization

Capacity development and technical assistance

Direct support and service delivery

Integrated policy advice and thought leadership

Support functions

UN system coordination (discontinued)

# RESOURCES

\$4.08 M

Planned Budget

\$746.09 K

Actual Budget

PLANNED BUDGET

ACTUAL BUDGET AND SHORTFALL

EXPENSES



## Funding Partners

Other resources (Non-Core)/ Funding Partners:



Multi-Partner Trust Fund Office  
\$119,597



International Fund for  
Agricultural Development (IFAD)  
\$9,852



Cameroon \$0



African Development Bank  
\$24,116



Office for the Coordination of  
Humanitarian Affairs (UNOCHA)  
\$590,303



UN AIDS  
\$2,222

TOTAL OTHER RESOURCES (NON-CORE)

\$746,089

OUTCOME CMR\_D\_1.2

B - Baseline      M - Milestones      T - Target

OUTCOME STATEMENT	INDICATOR STATEMENT	YEAR	BMTS	REPORTED RESULT
By 2026, gaps in key socio-economic indicators are reduced, reflecting greater gender equality and progress in the empowerment of youth, women and girls, and other vulnerable groups, including in humanitarian contexts. (Outcome 2.2 /UNSDCF)	Narrowing the gender gap in financial inclusion	2017 (Baseline)	5.8	N/A
		2022 (Milestone)	-	30
		2023 (Milestone)	-	5.8
		2024 (Milestone)	-	-
		2025 (Milestone)	-	-
		2026 (Target)	3	-

INDICATOR STATEMENT	YEAR	BMTS	REPORTED RESULT
Number of national and/or local (multi) sectoral strategies, policies and/or action plans that are adopted with a focus on gender equality (CO)	(Baseline)	-	N/A
	2022 (Milestone)	-	6
	2023 (Milestone)	-	4
	2024 (Milestone)	-	
	2025 (Milestone)	10	-
	2026 (Target)	-	-

INDICATOR STATEMENT	YEAR	BMTS	REPORTED RESULT
Number of legal and policy frameworks that promote gender balance in decision making institutions and processes (CO)	(Baseline)	-	N/A
	2024 (Milestone)	-	
	2025 (Milestone)	-	-
	2026 (Target)	-	-

INDICATOR STATEMENT	YEAR	BMTS	REPORTED RESULT
Number of institutions putting in places policies and practices to address gender-based discrimination and/or combat gender stereotypes (CO)	2021 (Baseline)	5	N/A
	2022 (Milestone)	-	1
	2023 (Milestone)	-	0
	2024 (Milestone)	-	-
	2025 (Milestone)	10	-
	2026 (Target)	-	-

INDICATOR STATEMENT	YEAR	BMTS	REPORTED RESULT
Number of countries where multi-sectoral systems, strategies or programs are implemented to advance women's equal access to and use of services, goods and/resources, including social protection (CO)	(Baseline)	-	N/A
	2022 (Milestone)	-	TRUE
	2023 (Milestone)	-	TRUE
	2024 (Milestone)	-	-
	2025 (Milestone)	-	-
	2026 (Target)	-	-



INDICATOR STATEMENT	YEAR	BMTS	REPORTED RESULT
Level of influence of civil society organizations working on gender equality and women's empowerment, including women's organizations, in key normative, policy and peace processes (CO, RO, HQ)	2021 (Baseline)	Weak	N/A
	2022 (Milestone)	-	3
	2023 (Milestone)	-	2
	2024 (Milestone)	-	
	2025 (Milestone)	High	-
	2026 (Target)	-	-

INDICATOR STATEMENT	YEAR	BMTS	REPORTED RESULT
Percentage of UNCTs that conducted the comprehensive UNCT-SWAP Gender Equality Scorecard in the past four years, and met or exceeded requirements for at least 60% of UNCT-SWAP standards (derived from QCPR indicator 1.4.15) (Desk Review)	(Baseline)	-	N/A
	2022 (Milestone)	-	-
	2023 (Milestone)	-	-
	2024 (Milestone)	-	-
	2025 (Milestone)	Yes	-
	2026 (Target)	-	-

INDICATOR STATEMENT	YEAR	BMTS	REPORTED RESULT
Percentage of UN Sustainable Development Cooperation Frameworks that have: a) a dedicated gender equality outcome; and/or b) that mainstream gender equality perspectives across Cooperation Framework outcomes (derived from QCPR indicator 1.4.16) (Desk Review)	(Baseline)	-	N/A
	2022 (Milestone)	-	-
	2023 (Milestone)	-	-
	2024 (Milestone)	-	-
	2025 (Milestone)	-	-
	2026 (Target)	Yes	-

INDICATOR STATEMENT	YEAR	BMTS	REPORTED RESULT
Percentage of HCT response plans and strategies that demonstrate the integration of gender equality (Desk Review)	2020 (Baseline)	50	N/A
	2022 (Milestone)	-	-
	2023 (Milestone)	-	-
	2024 (Milestone)	-	-
	2025 (Milestone)	-	-
	2026 (Target)	100	-

INDICATOR STATEMENT	YEAR	BMTS	REPORTED RESULT
Number of UNCTs implementing UN-system commitments and advocacy on women's equal participation in elections and temporary special measures in their support to Member States (CO)	(Baseline)	-	N/A
	2022 (Milestone)	-	TRUE
	2023 (Milestone)	-	TRUE
	2024 (Milestone)	-	
	2025 (Milestone)	Yes	-
	2026 (Target)	-	-

INDICATOR STATEMENT	YEAR	BMTS	REPORTED RESULT
SDG 5.5.1: Proportion of seats held by women in (a) national parliaments, (b) local governments and (c) executive positions/ministers (cabinets) held by women (Desk Review)	(Baseline)	-	N/A
	2022 (Milestone)	-	-
	2023 (Milestone)	-	-
	2024 (Milestone)	-	-
	2025 (Milestone)	-	-
	2026 (Target)	-	-

INDICATOR STATEMENT	YEAR	BMTS	REPORTED RESULT
SDG 5.2.1: Proportion of ever-partnered women and girls aged 15 years and older subjected to physical, sexual, or psychological violence by a current or former intimate partner in the previous 12 months, by form of violence and by age (Desk Review)	(Baseline)	-	N/A
	2022 (Milestone)	-	-
	2023 (Milestone)	-	-
	2024 (Milestone)	-	-
	2025 (Milestone)	-	-
	2026 (Target)	-	-

INDICATOR STATEMENT	YEAR	BMTS	REPORTED RESULT
Percentage of women and girls as direct beneficiaries in coordinated humanitarian responses (Not for unit reporting)	(Baseline)	-	N/A
	2022 (Milestone)	-	0
	2023 (Milestone)	-	0
	2024 (Milestone)	-	-
	2025 (Milestone)	-	-
	2026 (Target)	-	-

## STRATEGIC NOTE OUTCOME PROGRESS NOTE

SHOWING DATA OF: **2023**

**By 2026, gaps in key socio-economic indicators are reduced, reflecting greater gender equality and progress in the empowerment of youth, women and girls, and other vulnerable groups, including in humanitarian contexts. (Outcome 2.2 /UNSDCF)**

Until 2023, UN Women, thanks to its donors, has contributed to reducing the gap in key socio-economic indicators through advocacy with the Cameroonian government for the adoption of a law against gender-based violence, through actions to support women in capacity building to facilitate their access to income-generating activities; indeed, by 2023, UN Women has trained 27 women's cooperatives in business plan development and techniques for accessing finance. In addition, through the Women Count project, UN Women is working closely with government partners to improve the production, analysis, dissemination and use of gender statistics. The availability of such data will make it possible to advocate for a reduction in the various gaps.