

Country-Level Data for Colombia country Outcome

XM-DAC-41146-COL_D_2.1

OUTCOME COL_D_2.1 [XM-DAC-41146-COL_D_2.1](#)


Women and girls in Venezuela's migrant population, returned Colombian population and host communities receive humanitarian care in an integrated, differential, coordinated and quality manner; enjoy enabling environments; access quality and differentiated services; and access the labour market and entrepreneurship opportunities expeditiously and massively; in the framework of the combined action of state institutions, relevant non-governmental actors and other actors, with UN Women's contribution to the efforts of the National Government and in coordination with the UN Country Team (UNSDCF 2.1, 2.2, 2.3, 2.4)

OUTCOME DETAILS


SDG alignment




Impact areas

 Ending violence against women

Organizational outputs

 Financing for gender equality

 Positive social norms

Outcome Description

UN Partners

UNAIDS

 UNDP

 UNFPA

UNICEF

WHO



Access to services, goods and resources

Policy Marker

GENDER EQUALITY

Humanitarian Scope

No

UN System Function

Capacity development and technical assistance

Direct support and service delivery

Support functions

RESOURCES

\$1.95 M

Planned Budget

\$2.15 M

Actual Budget

PLANNED BUDGET

ACTUAL BUDGET AND SHORTFALL

EXPENSES




Funding Partners

Regular resources (Core):

 UN Women
\$8,000

Other resources (Non-Core)/ Funding Partners:

 United States of America
\$2,137,091

TOTAL OTHER RESOURCES (NON-CORE)

\$2,137,091

OUTCOME COL_D_2.1

B - Baseline M - Milestones T - Target

OUTCOME STATEMENT	INDICATOR STATEMENT	YEAR	BMTS	REPORTED RESULT
<p>Women and girls in Venezuela's migrant population, returned Colombian population and host communities receive humanitarian care in an integrated, differential, coordinated and quality manner; enjoy enabling environments; access quality and differentiated services; and access the labour market and entrepreneurship opportunities expeditiously and massively; in the framework of the combined action of state institutions, relevant non-governmental actors and other actors, with UN Women's contribution to the efforts of the National Government and in coordination with the UN Country Team (UNSDCF 2.1, 2.2, 2.3, 2.4)</p>	<p>Number of prioritized municipalities that have designed and implemented citizen coexistence and security actions that promote favourable environments with a gender and differential approach.</p>	2021 (Baseline)	4	N/A
		2022 (Milestone)	3	4
		2023 (Milestone)	3	15
		2024 (Target)	2	

INDICATOR STATEMENT	YEAR	BMTS	REPORTED RESULT
Number of income generation strategies (employability and entrepreneurship) for migrant women from Venezuela and the host population implemented and/or adjusted according to the context of the prioritized municipalities and the gender perspective.	2021 (Baseline)	0	N/A
	2022 (Milestone)	3	4
	2023 (Milestone)	2	1
	2024 (Target)	2	

INDICATOR STATEMENT	YEAR	BMTS	REPORTED RESULT
SDG Indicator 5.c.1: Proportion of countries with systems to track and make public allocations to gender equality and women's empowerment (Desk Review)	(Baseline)	-	N/A
	2022 (Milestone)	-	-
	2023 (Milestone)	N/A	-
	2024 (Target)	-	-

INDICATOR STATEMENT	YEAR	BMTS	REPORTED RESULT
Number of institutions putting in places policies and practices to address gender-based discrimination and/or combat gender stereotypes (CO)	2021 (Baseline)	15	N/A
	2022 (Milestone)	10	8
	2023 (Milestone)	10	5
	2024 (Target)	10	

INDICATOR STATEMENT	YEAR	BMTS	REPORTED RESULT
Number of countries where multi-sectoral systems, strategies or programs are implemented to advance women's equal access to and use of services, goods and/resources, including social protection (CO)	(Baseline)	-	N/A
	2022 (Milestone)	-	FALSE
	2023 (Milestone)	Yes	TRUE
	2024 (Target)	-	

OUTPUT INDICATOR AND RESULTS

OUTPUT COL_D_2.1.1

OUTCOME STATEMENT	INDICATOR STATEMENT	YEAR	BMTS	REPORTED RESULT
Relevant institutions and non-governmental actors implement timely and quality referral pathways and strategies for prioritized populations. (UNSDCF Output 2.1.1) Planned Budget: \$5.25 M	Indicator 2.1.1.A.: Entities and / or multi-sectoral actors strengthened with technical support from UN Women, in National Gender Equality Policy (PPNEG) programs and initiatives that contribute to the economic empowerment of women.	2015 (Baseline)	0	N/A
		2022 (Milestone)	7	8
		2023 (Milestone)	3	10
		2024 (Target)	9	

Actual Budget and Shortfall:
\$3.31 M

Shortfall: \$1.94 M

Expenses:
\$2.27 M

INDICATOR STATEMENT	YEAR	BMTS	REPORTED RESULT
Indicator 2.1.1.B.: Number of technical inputs developed to support state entities or other relevant actors in the implementation of public policy on gender equality in relation to the economic empowerment of women.	2015 (Baseline)	1	N/A
	2024 (Target)	-	-

INDICATOR STATEMENT	YEAR	BMTS	REPORTED RESULT
Number of women's organizations with increased capacities to deliver and/or monitor the quality of services, resources and goods for women in humanitarian and development settings (CO, HQ)	2021 (Baseline)	2	N/A
	2022 (Milestone)	6	4
	2023 (Milestone)	8	78
	2024 (Target)	-	

INDICATOR STATEMENT	YEAR	BMTS	REPORTED RESULT
Number of women accessing information, goods, resources and/or services through UNW supported platforms and programs in humanitarian and development settings (CO, HQ)	2021 (Baseline)	400	N/A
	2022 (Milestone)	800	8621
	2023 (Milestone)	800	10886
	2024 (Target)	-	

OUTPUT COL_D_2.1.2

OUTCOME STATEMENT	INDICATOR STATEMENT	YEAR	BMTS	REPORTED RESULT
Strategies to boost local economies that create job opportunities for women and girls in prioritized areas. (UNSDCF Output 2.3.1)	Number of projects underway aimed at productive sectors to generate entrepreneurship and/or job opportunities for women in prioritized populations.	2021 (Baseline)	2	N/A
		2022 (Milestone)	5	4
		2023 (Milestone)	3	3
		2024 (Target)	5	

Planned Budget:
\$1.94 M

Actual Budget and Shortfall:
\$1.84 M

Shortfall: \$101.58 K

Expenses:
\$1.46 M



INDICATOR STATEMENT	YEAR	BMTS	REPORTED RESULT
Number of national partners with capacities to apply Gender Responsive Budgeting tools in the budget cycle (CO)	2021 (Baseline)	5	N/A
	2022 (Milestone)	10	10
	2023 (Milestone)	10	1
	2024 (Target)	-	

OUTPUT COL_D_2.1.3

OUTCOME STATEMENT	INDICATOR STATEMENT	YEAR	BMTS	REPORTED RESULT
Relevant institutions and non-governmental actors have anti-xenophobia and social integration pedagogical and communication strategies for migrant populations and host communities to be developed and implemented in the areas prioritized by the national government. (UNSDCF Output 2.4.3)	Indicator 2.1.3.: Number of strategies and initiatives supported by UN Women for the articulation between the public sector, private sector and women's organizations to promote the economic and social empowerment of women.	2015 (Baseline)	0	N/A
		2022 (Milestone)	8	4
		2023 (Milestone)	9	1
		2024 (Target)	9	

Planned Budget:

\$3.53 M



Actual Budget and Shortfall:

\$1.50 M

Shortfall: \$2.03 M



Expenses:

\$1.16 M



INDICATOR STATEMENT	YEAR	BMTS	REPORTED RESULT
Number of people participating in activities that promote social cohesion, disaggregated by sex.	2021 (Baseline)	566	N/A
	2022 (Milestone)	1000	1046
	2023 (Milestone)	1000	10961
	2024 (Target)	2160	

INDICATOR STATEMENT	YEAR	BMTS	REPORTED RESULT
Number of organizations/institutions with increased capacities to identify and/or address discriminatory behaviour and/or social/gender norms change (CO)	2021 (Baseline)	1	N/A
	2022 (Milestone)	3	0
	2023 (Milestone)	3	8
	2024 (Target)	-	

STRATEGIC NOTE OUTCOME PROGRESS NOTE

SHOWING DATA OF: **2022**

Women and girls in Venezuela's migrant population, returned Colombian population and host communities receive humanitarian care in an integrated, differential, coordinated and quality manner; enjoy enabling environments; access quality and differentiated services; and access the labour market and entrepreneurship opportunities expeditiously and massively; in the framework of the combined action of state institutions, relevant non-governmental actors and other actors, with UN Women's contribution to the efforts of the National Government and in coordination with the UN Country Team (UNSDCF 2.1, 2.2, 2.3, 2.4)

In 2022, UN Women Colombia made significant progress on outcome 2.1 (on track). Thanks to UN Women contribution, an innovative model of a comprehensive response to the migrant population and host communities was consolidated. UN Women supported the integration of migrant Venezuelan women, returned Colombian women, and host communities with a model for their socioeconomic integration, where it was urgent to act against GBV and xenophobia in coordination with local public authorities. This included advocacy actions to position key messages in favor of women's rights and the promotion of alternatives to improve their access to livelihoods through the commercialization of their entrepreneurship products and strengthening of their soft and hard skills. The model allowed the regularization of 4,015 migrants (64% girls and women), the promotion of leadership of 1,014 women, the strengthening of 11 local organizations, care of 87 cases of GBV, employability and entrepreneurship programs for 955 women, and support to 48 enterprises. The model is implemented within the Venezuelan Migration Response Plan (RMRP) coordinated by the regional platform designated by the Secretary General (Response for Venezuelan Migration - R4V), which includes several UN and other cooperation agencies. In addition, UN Women continued with the provision of inputs and advocacy for the inclusion of the gender approach and the importance of the prevention of sexual exploitation and abuse with GIFMM partners.