

Country-Level Data for Ecuador country Outcome

XM-DAC-41146-ECU_D_2.1

OUTCOME ECU_D_2.1 [XM-DAC-41146-ECU_D_2.1](#)


In 2026, the State improves public management and increases the protection and guarantee of rights, gender equality and social cohesion, while reducing threats to human security and promoting the eradication of all forms of violence. (UNSDCF Outcome 4)


OUTCOME DETAILS

SDG alignment




Impact areas

 Governance and participation in public life

 Ending violence against women

Organizational outputs

 Norms, laws, policies and institutions

 Positive social norms

 Access to services, goods and resources

Outcome Description

UN Women's ECO contributions to achieve Outcome 2 are designed around four intermediate outputs: Output 2.1. The participation of women in women's spaces in decision-making spaces at the national and local levels is strengthened; Output 2.2. Increase social awareness of gender equality, reducing social tolerance against discrimination, racism, xenophobia and violence against women; Output 2.3. Capacities of public officials for the prevention, care and punishment of violence against women are strengthened; Output 2.4. Local mechanisms for prevention, protection against gender violence and structural violence to promote peace and social cohesion are strengthened.

UN Partners

UNAIDS



UNDP



UNFPA

Policy Marker

GENDER EQUALITY

Humanitarian Scope

No

UN System Function

Advocacy, communications and social mobilization

Capacity development and technical assistance

Comprehensive and disaggregated data (discontinued)

Integrated policy advice and thought leadership

Support functions

RESOURCES

\$2.10 M

Planned Budget

\$0.00

Actual Budget

PLANNED BUDGET

OUTCOME INDICATOR AND RESULTS

PLAN PERIOD : **2023-2026**

OUTCOME ECU_D_2.1

B - Baseline

M - Milestones

T - Target

OUTCOME STATEMENT

INDICATOR STATEMENT

YEAR

BMTS

REPORTED RESULT

In 2026, the State improves public management and increases the protection and guarantee of rights, gender equality and social cohesion, while reducing threats to human security and promoting the eradication of all forms of violence. (UNSDCF Outcome 4)

Femicide rate per 100,000 women

2021 (Baseline)

0.87

N/A

2023 (Milestone)

0.87

1.11

2024 (Milestone)

0.87

-

2025 (Milestone)

0.8

-

2026 (Target)

0.8

-

INDICATOR STATEMENT	YEAR	BMTS	REPORTED RESULT
Women who have experienced some type of gender violence throughout their lives	2021 (Baseline)	64.9	N/A
	2023 (Milestone)	64.9	64.9
	2024 (Milestone)	64.9	-
	2025 (Milestone)	64.9	-
	2026 (Target)	62.6	-

INDICATOR STATEMENT	YEAR	BMTS	REPORTED RESULT
Number of laws that were adopted, revised or repealed to advance gender equality and women's empowerment (CO)	2021 (Baseline)	4	N/A
	2023 (Milestone)	2	2
	2024 (Milestone)	2	-
	2025 (Milestone)	2	-
	2026 (Target)	2	-

INDICATOR STATEMENT	YEAR	BMTS	REPORTED RESULT
Number of national and/or local (multi) sectoral strategies, policies and/or action plans that are adopted with a focus on gender equality (CO)	2021 (Baseline)	14	N/A
	2023 (Milestone)	3	1
	2024 (Milestone)	3	-
	2025 (Milestone)	3	-
	2026 (Target)	3	-

INDICATOR STATEMENT	YEAR	BMTS	REPORTED RESULT
Number of legal and policy frameworks that promote gender balance in decision making institutions and processes (CO)	2022 (Baseline)	Yes	N/A
	2023 (Milestone)	Yes	FALSE
	2024 (Milestone)	Yes	-
	2025 (Milestone)	Yes	-
	2026 (Target)	Yes	-

INDICATOR STATEMENT	YEAR	BMTS	REPORTED RESULT
Number of adopted National Action Plans on Women, Peace and Security with monitoring indicators (CO)	2022 (Baseline)	Yes	N/A
	2023 (Milestone)	Yes	FALSE
	2024 (Milestone)	Yes	-
	2025 (Milestone)	Yes	-
	2026 (Target)	Yes	-

INDICATOR STATEMENT	YEAR	BMTS	REPORTED RESULT
Number of countries and/or other actors with comprehensive and coordinated VAW prevention strategy (CO)	2022 (Baseline)	Yes	N/A
	2023 (Milestone)	Yes	TRUE
	2024 (Milestone)	Yes	-
	2025 (Milestone)	Yes	-
	2026 (Target)	Yes	-

INDICATOR STATEMENT	YEAR	BMTS	REPORTED RESULT
Number of countries where there has been an increase in the number of women who access services after experiencing violence or discrimination (CO)	2021 (Baseline)	Yes	N/A
	2023 (Milestone)	Yes	TRUE
	2024 (Milestone)	Yes	-
	2025 (Milestone)	Yes	-
	2026 (Target)	Yes	-

INDICATOR STATEMENT	YEAR	BMTS	REPORTED RESULT
Number of countries demonstrating use of gender statistics, analysis, and policy relevant research (CO, RO, HQ)	2022 (Baseline)	1	N/A
	2023 (Milestone)	1	0
	2024 (Milestone)	1	-
	2025 (Milestone)	1	-
	2026 (Target)	1	-

INDICATOR STATEMENT	YEAR	BMTS	REPORTED RESULT
Percentage of UNCTs meeting/exceeding requirements in preventing and eliminating all forms of violence and discrimination against women and girls through multisectoral and coordinated approaches (derived from QCPR indicator 1.4.22) (Desk Review)	2022 (Baseline)	Yes	N/A
	2023 (Milestone)	Yes	-
	2024 (Milestone)	Yes	-
	2025 (Milestone)	Yes	-
	2026 (Target)	Yes	-

INDICATOR STATEMENT	YEAR	BMTS	REPORTED RESULT
Number of UNCTs implementing UN-system commitments and advocacy on women's equal participation in elections and temporary special measures in their support to Member States (CO)	2022 (Baseline)	Yes	N/A
	2023 (Milestone)	Yes	TRUE
	2024 (Milestone)	Yes	-
	2025 (Milestone)	Yes	-
	2026 (Target)	Yes	-

OUTPUT INDICATOR AND RESULTS

OUTPUT ECU_D_2.1.1

OUTCOME STATEMENT	INDICATOR STATEMENT	YEAR	BMTS	REPORTED RESULT
The participation of women in decision-making spaces at the national and local levels is strengthened. Planned Budget: \$3.36 M	Senior executive positions held by women. ((UNSDCF I.4.3.2 indicator)	2023 (Baseline)	25	N/A
		2023 (Milestone)	25	43
		2024 (Milestone)	25	-
		2025 (Milestone)	25	-
		2026 (Target)	30	-

Actual Budget and Shortfall:

\$1.28 M

Shortfall: \$2.08 M

Expenses:

\$1.28 M

INDICATOR STATEMENT	YEAR	BMTS	REPORTED RESULT
Number of national institutions supported to design and implement macroeconomic policies that promote decent work and social protection for women.	2018 (Baseline)	1	N/A
	2024 (Milestone)	-	-
	2025 (Milestone)	-	-
	2026 (Target)	-	-

INDICATOR STATEMENT	YEAR	BMTS	REPORTED RESULT
Number of civil servants with capacities to develop proposals focusing on women's economic empowerment	2016 (Baseline)	0	N/A
	2024 (Milestone)	-	-
	2025 (Milestone)	-	-
	2026 (Target)	-	-

INDICATOR STATEMENT	YEAR	BMTS	REPORTED RESULT
Number of local governments proposals to empower women that includes care and environmental perspectives	2017 (Baseline)	1	N/A
	2024 (Milestone)	-	-
	2025 (Milestone)	-	-
	2026 (Target)	-	-

INDICATOR STATEMENT	YEAR	BMTS	REPORTED RESULT
Number of partners that have increased capacities to promote/influence gender responsive legislation (CO, HQ)	2022 (Baseline)	TBD	N/A
	2024 (Milestone)	-	-
	2025 (Milestone)	-	-
	2026 (Target)	-	-

INDICATOR STATEMENT	YEAR	BMTS	REPORTED RESULT
Number of partners that have increased capacities to advance gender equality and women's empowerment through national and/or local (multi) sectoral strategies, policies and/or action plans (CO, HQ)	2022 (Baseline)	TBD	N/A
	2024 (Milestone)	-	-
	2025 (Milestone)	-	-
	2026 (Target)	-	-

INDICATOR STATEMENT	YEAR	BMTS	REPORTED RESULT
Number of gender financing assessments conducted by government partners (CO)	2022 (Baseline)	TBD	N/A
	2024 (Milestone)	-	-
	2025 (Milestone)	-	-
	2026 (Target)	-	-

INDICATOR STATEMENT	YEAR	BMTS	REPORTED RESULT
Number of tools introduced that support innovative financing and accountability, including related to digital financing, for gender equality (CO)	2022 (Baseline)	TBD	N/A
	2024 (Milestone)	-	-
	2025 (Milestone)	-	-
	2026 (Target)	-	-

INDICATOR STATEMENT	YEAR	BMTS	REPORTED RESULT
Number of institutions with strengthened capacities to improve the provision of essential services, goods and/or resources for women (CO, RO, HQ)	2022 (Baseline)	TBD	N/A
	2024 (Milestone)	-	-
	2025 (Milestone)	-	-
	2026 (Target)	-	-

INDICATOR STATEMENT	YEAR	BMTS	REPORTED RESULT
Number of initiatives developed and implemented to prevent, monitor and mitigate violence against women in politics (VAWP) and in public life (including gender equality advocates in civil society organizations working on gender equality and women's empowerment, especially women's organizations) (CO, RO, HQ)	2021 (Baseline)	5	N/A
	2023 (Milestone)	2	2
	2024 (Milestone)	2	-
	2025 (Milestone)	2	-
	2026 (Target)	2	-

INDICATOR STATEMENT	YEAR	BMTS	REPORTED RESULT
Number of gender statistics and sex-disaggregated data collection initiatives, including in emerging areas conducted or analyzed (CO)	2022 (Baseline)	TBD	N/A
	2024 (Milestone)	-	-
	2025 (Milestone)	-	-
	2026 (Target)	-	-

OUTPUT ECU_D_2.1.3

OUTCOME STATEMENT	INDICATOR STATEMENT	YEAR	BMTS	REPORTED RESULT
Capacities of public officials for the prevention, care and punishment of violence against women are strengthened. Planned Budget: \$3.03 M	Percentage of women's led economic initiatives which improve productivity	2016 (Baseline)	0	N/A
		2024 (Milestone)	-	-
		2025 (Milestone)	-	-
		2026 (Target)	-	-



Actual Budget and Shortfall:
\$280.02 K

Shortfall: \$2.75 M



Expenses:
\$234.98 K



INDICATOR STATEMENT	YEAR	BMTS	REPORTED RESULT
Number of women producers that access resources and knowledge to generate sustainable economic initiatives	2017 (Baseline)	170	N/A
	2024 (Milestone)	-	-
	2025 (Milestone)	-	-
	2026 (Target)	-	-

INDICATOR STATEMENT	YEAR	BMTS	REPORTED RESULT
Number of governments that undertake national review processes in response to global intergovernmental outcomes (CO)	2020 (Baseline)	Yes	N/A
	2023 (Milestone)	No	FALSE
	2024 (Milestone)	Yes	-
	2025 (Milestone)	No	-
	2026 (Target)	No	-

INDICATOR STATEMENT	YEAR	BMTS	REPORTED RESULT
Number of countries supported to develop and/or implement guidelines, protocols and standard operating procedures to strengthen EVAWG services in line with the Essential Services Package (CO)	2022 (Baseline)	Yes	N/A
	2023 (Milestone)	Yes	TRUE
	2024 (Milestone)	Yes	-
	2025 (Milestone)	Yes	-
	2026 (Target)	Yes	-

OUTPUT ECU_D_2.1.2

OUTCOME STATEMENT	INDICATOR STATEMENT	YEAR	BMTS	REPORTED RESULT
Increased social awareness of gender equality, reducing social tolerance against discrimination, racism, xenophobia, and violence against women and girls.	Number of women, strengthened to advocate for national and local policies, plans and budgets that promote decent work and social protection for women	2018 (Baseline)	15	N/A
		2024 (Milestone)	-	-
		2025 (Milestone)	-	-
		2026 (Target)	-	-
		Planned Budget: \$1.28 M		



Actual Budget and Shortfall:
\$443.99 K

Shortfall: \$835.97 K



Expenses:

\$388.64 K



INDICATOR STATEMENT	YEAR	BMTS	REPORTED RESULT
Number of women's organizations and women's networks strengthened to advocate for national and local policies, plans and budgets that promote decent work and social protection for women	2018 (Baseline)	1	N/A
	2024 (Milestone)	-	-
	2025 (Milestone)	-	-
	2026 (Target)	-	-

INDICATOR STATEMENT	YEAR	BMTS	REPORTED RESULT
Number of women's organizations involved in coordination mechanisms and developing advocacy proposals and plans aimed to promote women's decent work and social protection.	2018 (Baseline)	0	N/A
	2024 (Milestone)	-	-
	2025 (Milestone)	-	-
	2026 (Target)	-	-

INDICATOR STATEMENT	YEAR	BMTS	REPORTED RESULT
Number of legal, regulatory and/or policy frameworks in support of gender-responsive social protection systems that are developed and/or being implemented with support from UN-Women	2018 (Baseline)	0	N/A
	2024 (Milestone)	-	-
	2025 (Milestone)	-	-
	2026 (Target)	-	-

INDICATOR STATEMENT	YEAR	BMTS	REPORTED RESULT
Number of women accessing information, goods, resources and/or services through UNW supported platforms and programs in humanitarian and development settings (CO, HQ)	2010 (Baseline)	400	N/A
	2023 (Milestone)	400	343
	2024 (Milestone)	100	-
	2025 (Milestone)	200	-
	2026 (Target)	200	-

INDICATOR STATEMENT	YEAR	BMTS	REPORTED RESULT
Number of dialogues, mechanisms, platforms and/or coalitions created and sustained that enable meaningful and safe participation and engagement by gender equality advocates and civil society organizations working on gender equality and women's empowerment, especially women's organizations, in decision-making (CO, RO, HQ)	2022 (Baseline)	TBD	N/A
	2024 (Milestone)	-	-
	2025 (Milestone)	-	-
	2026 (Target)	-	-

INDICATOR STATEMENT	YEAR	BMTS	REPORTED RESULT
Number of civil society organizations working on gender equality and women's empowerment, especially women's organizations, that have strengthened capacity to exercise their leadership role towards the achievement of gender equality and women's empowerment (CO, RO, HQ)	2022 (Baseline)	TBD	N/A
	2024 (Milestone)	-	-
	2025 (Milestone)	-	-
	2026 (Target)	-	-

OUTPUT ECU_D_2.1.4

OUTCOME STATEMENT	INDICATOR STATEMENT	YEAR	BMTS	REPORTED RESULT
Local mechanisms for prevention, protection against gender violence and structural violence to promote peace and social cohesion are strengthened.	Number of designed models of economic recovery and improved access to livelihoods that guarantee the participation of women's priority groups and women affected by humanitarian crisis.	2018 (Baseline)	1	N/A
		2023 (Milestone)	4	49
		2024 (Milestone)	2	-
		2025 (Milestone)	2	-
		2026 (Target)	2	-

Planned Budget:
\$4.51 M

Actual Budget and Shortfall:
\$1.30 M

Shortfall: \$3.21 M





Expenses:
\$1.08 M



INDICATOR STATEMENT	YEAR	BMTS	REPORTED RESULT
Number of implemented models of economic recovery and improved access to livelihoods that guarantee the participation of women's priority groups and women affected by humanitarian crisis.	2018 (Baseline)	1	N/A
	2023 (Milestone)	No	FALSE
	2024 (Milestone)	Yes	-
	2025 (Milestone)	No	-
	2026 (Target)	Yes	-

INDICATOR STATEMENT	YEAR	BMTS	REPORTED RESULT
Number of partners that have increased capacities to promote/influence gender responsive legislation (CO, HQ)	2021 (Baseline)	10	N/A
	2023 (Milestone)	7	10
	2024 (Milestone)	2	-
	2025 (Milestone)	2	-
	2026 (Target)	2	-

INDICATOR STATEMENT	YEAR	BMTS	REPORTED RESULT
Number of partners that have increased capacities to advance gender equality and women's empowerment through national and/or local (multi) sectoral strategies, policies and/or action plans (CO, HQ)	2010 (Baseline)	23	N/A
	2023 (Milestone)	4	7
	2024 (Milestone)	2	-
	2025 (Milestone)	2	-
	2026 (Target)	2	-

INDICATOR STATEMENT	YEAR	BMTS	REPORTED RESULT
Number of institutions that have increased capacities to design and implement institutional reforms/strategies/policies that promote gender equality and women's empowerment (CO)	2010 (Baseline)	16	N/A
	2023 (Milestone)	7	2
	2024 (Milestone)	2	-
	2025 (Milestone)	2	-
	2026 (Target)	2	-

INDICATOR STATEMENT	YEAR	BMTS	REPORTED RESULT
Number of multi-stakeholder dialogue processes to promote engagement of governments with civil society and other partners to advance gender equality and women's empowerment (CO, RO, HQ)	2022 (Baseline)	17	N/A
	2023 (Milestone)	1	3
	2024 (Milestone)	0	-
	2025 (Milestone)	1	-
	2026 (Target)	0	-

INDICATOR STATEMENT	YEAR	BMTS	REPORTED RESULT
Number of women's organizations with increased capacities to deliver and/or monitor the quality of services, resources and goods for women in humanitarian and development settings (CO, HQ)	2010 (Baseline)	12	N/A
	2023 (Milestone)	3	21
	2024 (Milestone)	3	-
	2025 (Milestone)	3	-
	2026 (Target)	3	-

INDICATOR STATEMENT	YEAR	BMTS	REPORTED RESULT
Number of women accessing information, goods, resources and/or services through UNW supported platforms and programs in humanitarian and development settings (CO, HQ)	2022 (Baseline)	TBD	N/A
	2024 (Milestone)	-	-
	2025 (Milestone)	-	-
	2026 (Target)	-	-

INDICATOR STATEMENT	YEAR	BMTS	REPORTED RESULT
Number of countries with multi stakeholder initiatives in place to prevent and respond to sexual violence including sexual harassment in public and/or private spaces (CO, HQ)	2022 (Baseline)	1	N/A
	2023 (Milestone)	1	6
	2024 (Milestone)	1	-
	2025 (Milestone)	1	-
	2026 (Target)	1	-

STRATEGIC NOTE OUTCOME PROGRESS NOTE

SHOWING DATA OF : **2023**

In 2026, the State improves public management and increases the protection and guarantee of rights, gender equality and social cohesion, while reducing threats to human security and promoting the eradication of all forms of violence. (UNSDCF Outcome 4)

In 2023, significant achievements were made on several fronts. In the political sphere, during the electoral processes, the parity rule was implemented, resulting in a 19% increase in the presence of women in mayoral offices and 7% in Parliament, totaling 43%. In addition, the cabinet of President-elect Daniel Noboa has a 47% representation of women. UN Women's outstanding contribution was evident in 2023, contributing with the Political Parity Index and presenting key proposals that strengthened women's political participation. In the area of Women, Peace and Security, progress was made in the construction of the National Action Plan for Resolution 1325, with institutional diagnoses and analysis for Ecuador's Peace and Security Agenda. The leadership of UN Women, in collaboration with the Ministry of Foreign Affairs, set the tone for the development of the plan. In 2023, supported by the UN Women Regional Office, trainings were conducted with an international expert, in which key actors such as the Ministry of the Interior, National Police, Armed Forces, Ministry of Women, Prosecutor's Office and Judicial Council participated. In the prevention and eradication of violence against women, progress was made in sports and universities. The Ministry of Sports approved and implemented the Protocol for action in cases of gender violence in the Ecuadorian sports system. Club Deportivo Aucas also adopted a code of ethics that incorporates the Protocol for the Prevention of Gender-Based Violence. Likewise, Cuenca State University approved a comprehensive protocol for prevention and action in cases of harassment, discrimination and violence based on gender, gender identity and sexual orientation. UN Women provided technical assistance for the development of all these instruments. 29 cities, including Quito, Ibarra, and Guayas, have endorsed the Quito Declaration in the battle against violence targeting women and girls. The Safe Cities Program achieved alliance consolidation at the local level with the successful Sixth Global Forum and Fourth World Meeting of Mayors. UN Women played a significant role in gathering data on technical violence and sexual harassment in human mobility, enabling the development of effective strategies. Tools were devised in the field of public administration to tackle the issues of sexual harassment and violence, encompassing both physical and online environments.

Furthermore, four diagnoses were conducted on instances of sexual harassment encountered by women in the context of human migration. Additionally, a methodological guide was developed, outlining strategies to foster safe cities, with a particular focus on individuals in situations of human mobility. New scenarios and intervention strategies were developed to address sexual harassment in public spaces, including interventions in public transportation, the Quito subway, local politics, the cyber realm and exploration of new areas such as safe tourism for women, among others.