

Country-Level Data for Fiji country Outcome XM-DAC-41146-FIJ_O_3

[OUTCOME FIJ_O_3](#) [XM-DAC-41146-FIJ_O_3](#)

High quality of programmes through knowledge, innovation, RBM and evaluation

OUTCOME DETAILS

SDG alignment



Outcome Description

High quality of programmes through knowledge, innovation, RBM and evaluation

Impact areas



Products, services and processes

Organizational outputs

Policy Marker

GENDER EQUALITY

Humanitarian Scope

No

UN System Function

Capacity development and technical assistance

Direct support and service delivery

RESOURCES

\$318.16 K

Planned Budget

\$113.16 K

Actual Budget

PLANNED BUDGET

ACTUAL BUDGET AND SHORTFALL

EXPENSES



Funding Partners

Regular resources (Core):

 UN Women
\$113,162

OUTCOME FIJ_O_3

B - Baseline M - Milestones T - Target

OUTCOME STATEMENT	INDICATOR STATEMENT	YEAR	BMTS	REPORTED RESULT
High quality of programmes through knowledge, innovation, RBM and evaluation	SP O_3.1: Number of initiatives implemented in partnership with the private sector to scale up innovations that address the challenges faced by women and girls (Not for country reporting)	2010 (Baseline)	N/A	N/A
		2018 (Milestone)	-	-
		2019 (Milestone)	-	-
		2020 (Milestone)	1	-
		2021 (Milestone)	2	-
		2022 (Target)	3	-

INDICATOR STATEMENT	YEAR	BMTS	REPORTED RESULT
SP O_3.2: Number of UN-Women offices and units that pilot or scale up digital innovations (Not for country reporting)	2019 (Baseline)	0	N/A
	2018 (Milestone)	-	-
	2019 (Milestone)	-	-
	2020 (Milestone)	0	-
	2021 (Milestone)	0	-
	2022 (Target)	0	-

INDICATOR STATEMENT	YEAR	BMTS	REPORTED RESULT
SP O_3.3: Percentage of UN-Women field offices indicating that UN-Women has undertaken activities in the country to support south-south, north-south or triangular cooperation (Derived from QCPR indicator 43d) (Similar to UNICEF)	2019 (Baseline)	0	N/A
	2018 (Milestone)	-	-
	2019 (Milestone)	-	1
	2020 (Milestone)	0	1
	2021 (Milestone)	0	0
	2022 (Target)	0	-

INDICATOR STATEMENT	YEAR	BMTS	REPORTED RESULT
SP O_3.4: Number of countries that have a UN-Women-led national gender equality profile based on gender data sets available, disaggregated by relevant characteristics	2019 (Baseline)	No	N/A
	2018 (Milestone)	-	-
	2019 (Milestone)	-	NA
	2020 (Milestone)	No	NA
	2021 (Milestone)	No	0
	2022 (Target)	No	-

INDICATOR STATEMENT	YEAR	BMTS	REPORTED RESULT
SP O_3.5: Number of participants trained on gender-equality related topics via the Training Centre, disaggregated by sex and type of organization (Not for country reporting)	2022 (Baseline)	1	N/A
	2018 (Milestone)	-	-
	2019 (Milestone)	-	-
	2020 (Milestone)	10	-
	2021 (Milestone)	30	-
	2022 (Target)	50	-

INDICATOR STATEMENT	YEAR	BMTS	REPORTED RESULT
SP O_3.6: Number of thematic communities of practice with systems for capturing, storing and sharing knowledge	2019 (Baseline)	0	N/A
	2018 (Milestone)	-	-
	2019 (Milestone)	-	2
	2020 (Milestone)	0	3
	2021 (Milestone)	0	3
	2022 (Target)	0	-

INDICATOR STATEMENT	YEAR	BMTS	REPORTED RESULT
SP O_3.7: a. Number of citations of UN-Women's global reports (Progress of the World 's Women, World Survey on the Role of Women in Development, SDGs and Gender Report) (Not for country reporting)	2022 (Baseline)	83%	N/A
	2018 (Milestone)	-	-
	2019 (Milestone)	-	-
	2020 (Milestone)	0	-
	2021 (Milestone)	0	-
	2022 (Target)	0	-

INDICATOR STATEMENT	YEAR	BMTS	REPORTED RESULT
SP O_3.7: b. Number of downloads of UN-Women's knowledge products (Not for country reporting)	2019 (Baseline)	0	N/A
	2018 (Milestone)	-	-
	2019 (Milestone)	-	-
	2020 (Milestone)	0	-
	2021 (Milestone)	0	-
	2022 (Target)	0	-

INDICATOR STATEMENT	YEAR	BMTS	REPORTED RESULT
SP O_3.8: Percentage of Strategic Notes and Annual Reports that meet quality standards in results-based management (Not for country reporting)	2019 (Baseline)	70%	N/A
	2018 (Milestone)	-	100%
	2019 (Milestone)	-	80
	2020 (Milestone)	75%	-
	2021 (Milestone)	80%	-
	2022 (Target)	85%	-

INDICATOR STATEMENT	YEAR	BMTS	REPORTED RESULT
SP O_3.9: Percentage of programme staff trained on results based management (Not for country reporting)	2019 (Baseline)	25%	N/A
	2018 (Milestone)	-	-
	2019 (Milestone)	-	-
	2020 (Milestone)	40%	-
	2021 (Milestone)	50%	-
	2022 (Target)	60%	-

INDICATOR STATEMENT	YEAR	BMTS	REPORTED RESULT
SP O_3.10: Percentage of planned evaluations being conducted (Similar to UNICEF and UNFPA) (Not for country reporting)	2019 (Baseline)	85%	N/A
	2018 (Milestone)	-	-
	2019 (Milestone)	-	-
	2020 (Milestone)	85%	-
	2021 (Milestone)	85%	-
	2022 (Target)	85%	-

INDICATOR STATEMENT	YEAR	BMTS	REPORTED RESULT
SP O_3.11: Percentage of evaluations rated "good and above" (Similar to UNICEF and UNFPA) (Not for country reporting)	2018 (Baseline)	100%	N/A
	2018 (Milestone)	-	-
	2019 (Milestone)	-	-
	2020 (Milestone)	100%	-
	2021 (Milestone)	100%	-
	2022 (Target)	100%	-

INDICATOR STATEMENT	YEAR	BMTS	REPORTED RESULT
Percentage of non-core funding that is directly applied towards the Strategic Note (Desk Review)	2021 (Baseline)	TBD	N/A
	2022 (Target)	TBD	-




INDICATOR STATEMENT	YEAR	BMTS	REPORTED RESULT
Percentage of evaluations rated "good and above" (Desk Review)	2021 (Baseline)	TBD	N/A
	2022 (Target)	TBD	-

INDICATOR STATEMENT	YEAR	BMTS	REPORTED RESULT
Number of (i) joint evaluations; (ii) independent system-wide evaluations (QCPR 5.4.3) (Desk Review)	2021 (Baseline)	TBD	N/A
	2022 (Target)	TBD	-

INDICATOR STATEMENT	YEAR	BMTS	REPORTED RESULT
Percentage of (i) joint evaluations; (ii) independent system-wide evaluations in which UN-Women engaged (QCPR 5.4.3) (Desk Review)	2021 (Baseline)	TBD	N/A
	2022 (Target)	TBD	

OUTPUT INDICATOR AND RESULTS

OUTPUT FIJ_O_3.1

OUTCOME STATEMENT	INDICATOR STATEMENT	YEAR	BMTS	REPORTED RESULT
<p>A culture of accountability and results-based management is promoted in the Fiji MCO and its PPs</p> <p>Planned Budget: \$2.58 M</p>  <p>Actual Budget and Shortfall: \$1.04 M</p> <p>Shortfall: \$1.54 M</p>  <p>Expenses: \$1.07 M</p> 	<p>Percentage of programme managers and CPC monthly reports submitted in a timely manner</p>	2017 (Baseline)	60%	N/A
		2018 (Milestone)	-	
		2019 (Milestone)	100%	100%
		2020 (Milestone)	100%	100%
		2021 (Milestone)	100%	100%
		2022 (Target)	100%	100

INDICATOR STATEMENT	YEAR	BMTS	REPORTED RESULT
Percentage of evaluations rated "satisfactory" and above	2017 (Baseline)	100%	N/A
	2018 (Milestone)	-	
	2019 (Milestone)	0	100%
	2020 (Milestone)	100%	0
	2021 (Milestone)	100%	100%
	2022 (Target)	100%	0