

# Country-Level Data for Georgia country Outcome XM-DAC-41146-GEO\_D\_1.1

Data as of:  
27 July 2024

OUTCOME GEO\_D\_1.1 [XM-DAC-41146-GEO\\_D\\_1.1](#)

By 2025, all people in Georgia enjoy improved good governance, more open, resilient and accountable institutions, rule of law, equal access to justice, human rights, and increased representation and participation of women in decision making (UNSDCF Outcome1)

## OUTCOME DETAILS

### SDG alignment



### Impact areas



Governance and participation in public life

### Organizational outputs



Norms, laws, policies and institutions



Financing for gender equality



Access to services, goods and resources



Women's voice, leadership and agency

### Outcome Description

This result statement is identical to UNSDCF Outcome 1 and contributes UN Women SP 2018–2021 Outcome 2: Women lead, participate in and benefit equally from governance systems and SP 2022–2025 Impact 1: governance & participation in public life (G&PPL)

### UN Partners

UNAIDS



UNDP



UNFPA

UNICEF

WHO



women's voice, leadership and agency



Gender statistics



UN system coordination

### **Policy Marker**

GENDER EQUALITY

### **Humanitarian Scope**

No

### **UN System Function**

Advocacy, communications and social mobilization

Capacity development and technical assistance

Comprehensive and disaggregated data (discontinued)

Intergovernmental Normative Support

RESOURCES

\$767.61 K

Planned Budget

\$855.95 K

Actual Budget

PLANNED BUDGET

ACTUAL BUDGET AND SHORTFALL

EXPENSES




Funding Partners

Regular resources (Core):

 UN Women  
\$24,576

Other resources (Non-Core)/ Funding Partners:

 Norway  
\$823,023

 Multi-Partner Trust Fund Office  
\$8,350

TOTAL OTHER RESOURCES (NON-CORE)  
\$831,373

## OUTCOME GEO\_D\_1.1

B – Baseline M – Milestones T – Target

OUTCOME STATEMENT	INDICATOR STATEMENT	YEAR	BMTS	REPORTED RESULT
By 2025, all people in Georgia enjoy improved good governance, more open, resilient and accountable institutions, rule of law, equal access to justice, human rights, and increased representation and participation of women in decision making (UNSDCF Outcome1)	Proportion of women in I and II rank positions (country-specific indicator 5.5.2.1) (GT 5.5) – UNSDCF indicator 1.6	2020 (Baseline)	39	N/A
		2021 (Milestone)	-	44%
		2022 (Milestone)	Of I and II rank managerial positions, 45% are held by women, and 55% are held by men	41
		2023 (Milestone)	Of I and II rank managerial positions, 45% are held by women, and 55% are held by men	43
		2024 (Milestone)	45	
		2025 (Target)	Close to 50/50	-

INDICATOR STATEMENT	YEAR	BMTS	REPORTED RESULT
System to track and make public allocations for gender equality and women's empowerment (SDG Indicator 5.c.1)	2020 (Baseline)	No	N/A
	2021 (Milestone)	-	TRUE
	2022 (Milestone)	No	FALSE
	2023 (Milestone)	Yes	FALSE
	2024 (Milestone)	Yes	
	2025 (Target)	Yes	-

INDICATOR STATEMENT	YEAR	BMTS	REPORTED RESULT
Number of gender equality initiatives developed and/or being implemented by parliamentary bodies (Legislative Parliamentary Committees/ Gender Equality Council of the Parliament), with UN-Women's support (SP 2.4.3)	2020 (Baseline)	2	N/A
	2021 (Milestone)	Yes	5
	2022 (Milestone)	3 new	4
	2023 (Milestone)	2 new	3
	2024 (Milestone)	5	
	2025 (Target)	5 (altogether 7)	-

INDICATOR STATEMENT	YEAR	BMTS	REPORTED RESULT
Number of laws that were adopted, revised or repealed to advance gender equality and women's empowerment (CO)	2021 (Baseline)	0	N/A
	2022 (Milestone)	3	4
	2023 (Milestone)	5	1
	2024 (Milestone)	7	
	2025 (Target)	8	-

INDICATOR STATEMENT	YEAR	BMTS	REPORTED RESULT
Number of national and/or local (multi) sectoral strategies, policies and/or action plans that are adopted with a focus on gender equality (CO)	2020 (Baseline)	0	N/A
	2021 (Milestone)	1	-
	2022 (Milestone)	2	2
	2023 (Milestone)	3	2
	2024 (Milestone)	4	
	2025 (Target)	5	-



INDICATOR STATEMENT	YEAR	BMTS	REPORTED RESULT
Number of institutions putting in places policies and practices to address gender-based discrimination and/or combat gender stereotypes (CO)	2021 (Baseline)	19	N/A
	2022 (Milestone)	21	9
	2023 (Milestone)	24	4
	2024 (Milestone)	78	
	2025 (Target)	81	-

INDICATOR STATEMENT	YEAR	BMTS	REPORTED RESULT
Number of national plans and strategies that integrate gender statistics as an objective or strategy (CO, RO, HQ)	2021 (Baseline)	1	N/A
	2022 (Milestone)	1	1
	2023 (Milestone)	1	1
	2024 (Milestone)	1	
	2025 (Target)	1	-

INDICATOR STATEMENT	YEAR	BMTS	REPORTED RESULT
Percentage of ratings of reporting entities that meet or exceed UN-SWAP standards (derived from QCPR indicator 1.4.13) (Desk Review)	2021 (Baseline)	1	N/A
	2022 (Milestone)	1	-
	2023 (Milestone)	1	-
	2024 (Milestone)	1	-
	2025 (Target)	1	-

INDICATOR STATEMENT	YEAR	BMTS	REPORTED RESULT
Percentage of UNCTs that conducted the comprehensive UNCT-SWAP Gender Equality Scorecard in the past four years, and met or exceeded requirements for at least 60% of UNCT-SWAP standards (derived from QCPR indicator 1.4.15) (Desk Review)	2021 (Baseline)	1	N/A
	2022 (Milestone)	1	-
	2023 (Milestone)	1	-
	2024 (Milestone)	1	-
	2025 (Target)	1	-

INDICATOR STATEMENT	YEAR	BMTS	REPORTED RESULT
SP 2.5.1a: Number of high-quality national gender equality action plans developed, costed and/or being implemented with UN-Women's support	2020 (Baseline)	No	N/A
	2021 (Milestone)	Yes	FALSE
	2024 (Milestone)	-	-
	2025 (Target)	-	-

INDICATOR STATEMENT	YEAR	BMTS	REPORTED RESULT
SP 2.5.2: Number of finance ministries with capacities to integrate gender-responsive budgeting (GRB) in public finance management systems with UN-Women's support	2020 (Baseline)	No	N/A
	2021 (Milestone)	Yes	FALSE
	2024 (Milestone)	-	-
	2025 (Target)	-	-

INDICATOR STATEMENT	YEAR	BMTS	REPORTED RESULT
SP 2.5.3: Number of national AIDS coordinating bodies and/or relevant sectoral ministries that have strengthened capacity to integrate gender-responsive actions into national HIV strategies, with UN-Women's support	2020 (Baseline)	No	N/A
	2021 (Milestone)	No	FALSE
	2024 (Milestone)	-	-
	2025 (Target)	-	-

INDICATOR STATEMENT	YEAR	BMTS	REPORTED RESULT
SP 2.5.4a: Number of national women's machineries and women's organizations with capacities to advocate for gender-responsive budgets with UN-Women's support	2020 (Baseline)	No	N/A
	2021 (Milestone)	Yes	FALSE
	2024 (Milestone)	-	-
	2025 (Target)	-	-




INDICATOR STATEMENT	YEAR	BMTS	REPORTED RESULT
SP 2.5.4b: Number of national women's machineries and women's organizations with capacities to advocate for gender-responsive budgets with UN-Women's support	2020 (Baseline)	0	N/A
	2021 (Milestone)	15	10
	2024 (Milestone)	-	-
	2025 (Target)	-	-

INDICATOR STATEMENT	YEAR	BMTS	REPORTED RESULT
SP 2.5.1b: Number of high-quality national gender equality action plans developed, costed and/or being implemented with UN-Women's support	2020 (Baseline)	No	N/A
	2021 (Milestone)	Yes	FALSE
	2024 (Milestone)	-	-
	2025 (Target)	-	-

OUTPUT INDICATOR AND RESULTS

OUTPUT GEO\_D\_1.1.1

OUTCOME STATEMENT	INDICATOR STATEMENT	YEAR	BMTS	REPORTED RESULT
<p>Laws, policies and capacities for women’s political empowerment and for gender mainstreaming are developed and sustained at the national and local levels</p> <p>Planned Budget: <b>\$4.69 M</b></p> 	<p>Number of internal policies/procedures submitted for adoption/endorcement to the government of Georgia that aim at improvement of institutionalization of gender equality and gender mainstreaming</p>	2018 (Baseline)	0	N/A
		2021 (Milestone)	-	TRUE
		2022 (Milestone)	2 additional	TRUE
		2023 (Milestone)	2 additional	TRUE
		2024 (Milestone)	-	
		2025 (Target)	3 additional	-

Actual Budget and Shortfall:  
**\$2.68 M**

Shortfall: \$2.01 M



Expenses:  
**\$2.62 M**



INDICATOR STATEMENT	YEAR	BMTS	REPORTED RESULT
Independent monitoring of institutionalization of gender equality and gender mainstreaming obligations by government at all levels	2018 (Baseline)	No	N/A
	2021 (Milestone)	-	TRUE
	2022 (Milestone)	Yes	TRUE
	2023 (Milestone)	Yes	TRUE
	2024 (Milestone)	Yes	
	2025 (Target)	Yes	-

INDICATOR STATEMENT	YEAR	BMTS	REPORTED RESULT
Number of public servants outreached by gender mainstreaming capacity development interventions of the project	2012 (Baseline)	0	N/A
	2021 (Milestone)	-	TRUE
	2022 (Milestone)	150	710
	2023 (Milestone)	200	313
	2024 (Milestone)	400	
	2025 (Target)	500	-

INDICATOR STATEMENT	YEAR	BMTS	REPORTED RESULT
Number of educational tools on gender mainstreaming produced with technical support of the project	2018 (Baseline)	0	N/A
	2021 (Milestone)	-	30%
	2022 (Milestone)	30%	87
	2023 (Milestone)	40%	35
	2024 (Milestone)	35	
	2025 (Target)	40%	-

INDICATOR STATEMENT	YEAR	BMTS	REPORTED RESULT
Share of PGA recommendations implemented by the audited entities	2018 (Baseline)	0	N/A
	2022 (Milestone)	40%	2
	2023 (Milestone)	-	7
	2024 (Milestone)	0	
	2025 (Target)	1	-

INDICATOR STATEMENT	YEAR	BMTS	REPORTED RESULT
Number of partners that have increased capacities to promote/influence gender responsive legislation (CO, HQ)	2020 (Baseline)	1	N/A
	2022 (Milestone)	2 additional partners	3
	2023 (Milestone)	2 additional partners	4
	2024 (Milestone)	1	
	2025 (Target)	1	-



INDICATOR STATEMENT	YEAR	BMTS	REPORTED RESULT
Number of partners that have increased capacities to advance gender equality and women's empowerment through national and/or local (multi) sectoral strategies, policies and/or action plans (CO, HQ)	2021 (Baseline)	1 partner entity	N/A
	2022 (Milestone)	3 additional partners	15
	2023 (Milestone)	3 additional partners	6
	2024 (Milestone)	2	
	2025 (Target)	2	-

INDICATOR STATEMENT	YEAR	BMTS	REPORTED RESULT
Number of institutions that have increased capacities to design and implement institutional reforms/strategies/policies that promote gender equality and women's empowerment (CO)	2020 (Baseline)	2 institutions	N/A
	2022 (Milestone)	4 new institutions	8
	2023 (Milestone)	9 institutions (including 2020 baseline)	16
	2024 (Milestone)	9	
	2025 (Target)	10	-

INDICATOR STATEMENT	YEAR	BMTS	REPORTED RESULT
Number of multi-stakeholder dialogue processes to promote engagement of governments with civil society and other partners to advance gender equality and women's empowerment (CO, RO, HQ)	2021 (Baseline)	5 dialogue processes	N/A
	2022 (Milestone)	Maintain existing 5 processes	6
	2023 (Milestone)	1 additional to existing 5	5
	2024 (Milestone)	-	
	2025 (Target)	-	-

INDICATOR STATEMENT	YEAR	BMTS	REPORTED RESULT
Number of partners with capacities to integrate gender equality into fiscal laws/policies/standards (CO, RO, HQ)	2020 (Baseline)	0	N/A
	2022 (Milestone)	15 partners	3
	2023 (Milestone)	15 partners (the same as in 2022)	4
	2024 (Milestone)	-	
	2025 (Target)	-	-

INDICATOR STATEMENT	YEAR	BMTS	REPORTED RESULT
Number of gender financing assessments conducted by government partners (CO)	2021 (Baseline)	0	N/A
	2022 (Milestone)	1	1
	2023 (Milestone)	1	0
	2024 (Milestone)	-	-
	2025 (Target)	-	-

INDICATOR STATEMENT	YEAR	BMTS	REPORTED RESULT
Number of national partners with capacities to apply Gender Responsive Budgeting tools in the budget cycle (CO)	2020 (Baseline)	0	N/A
	2022 (Milestone)	15 partners	75
	2023 (Milestone)	15 partners (the same as in 2022)	18
	2024 (Milestone)	-	
	2025 (Target)	-	-


INDICATOR STATEMENT	YEAR	BMTS	REPORTED RESULT
Number of thematic interagency mechanisms/teams that effectively address gender mainstreaming in priority areas (CO, RO, HQ)	2020 (Baseline)	0	N/A
	2022 (Milestone)	1	6
	2023 (Milestone)	2	6
	2024 (Milestone)	-	
	2025 (Target)	-	-

INDICATOR STATEMENT	YEAR	BMTS	REPORTED RESULT
GLOBAL/UNIT: Number of UN System coordination mechanisms in which UN-Women is actively engaged that drive progress on gender mainstreaming mandates and commitments at global, regional and country levels	2021 (Baseline)	1	N/A
	2022 (Milestone)	1	4
	2023 (Milestone)	1	4
	2024 (Milestone)	1	
	2025 (Target)	1	-



INDICATOR STATEMENT	YEAR	BMTS	REPORTED RESULT
Percentage of UN Joint-Programmes with a focus on gender equality in which UN-Women participates as a Participating United Nations Organization (derived from QCPR indicator 1.4.17) (CO, RO)	2021 (Baseline)	6	N/A
	2022 (Milestone)	7	8
	2023 (Milestone)	7	7
	2024 (Milestone)	-	
	2025 (Target)	-	-

## OUTPUT GEO\_D\_1.1.2

OUTCOME STATEMENT	INDICATOR STATEMENT	YEAR	BMTS	REPORTED RESULT
<p>More and better-quality data and analysis are available to promote and track the progress of gender equality and women's empowerment</p> <p>Planned Budget: <b>\$975.40 K</b></p> 	Number of data producers and users with strengthened capacities in the collection, analysis, dissemination and use of gender statistics, including in improving Tier II and Tier III SDGs gender	2018 (Baseline)	0	N/A
		2021 (Milestone)	70	122
		2022 (Milestone)	100	114
		2023 (Milestone)	200	36
		2024 (Milestone)	25	
		2025 (Target)	200	-

Actual Budget and Shortfall:  
**\$427.48 K**

Shortfall: \$547.93 K



Expenses:

\$477.08 K



INDICATOR STATEMENT	YEAR	BMTS	REPORTED RESULT
Time use survey carried out	2018 (Baseline)	No	N/A
	2021 (Milestone)	-	TRUE
	2022 (Milestone)	Yes	TRUE
	2023 (Milestone)	Yes	TRUE
	2024 (Milestone)	Yes	
	2025 (Target)	Yes	-

INDICATOR STATEMENT	YEAR	BMTS	REPORTED RESULT
The second national VAW survey carried out	2020 (Baseline)	No	N/A
	2021 (Milestone)	-	TRUE
	2022 (Milestone)	Yes	TRUE
	2023 (Milestone)	Yes	TRUE
	2024 (Milestone)	Yes	
	2025 (Target)	Yes	-

INDICATOR STATEMENT	YEAR	BMTS	REPORTED RESULT
National Strategy for Gender Statistics developed or implemented with UN-Women's support (complements to SP 2.6.1)	2020 (Baseline)	No	N/A
	2021 (Milestone)	Yes	TRUE
	2022 (Milestone)	Yes	TRUE
	2023 (Milestone)	Yes	TRUE
	2024 (Milestone)	Yes	
	2025 (Target)	130	-

INDICATOR STATEMENT	YEAR	BMTS	REPORTED RESULT
National framework on gender indicators to measure progress on GEWE is finalized and approved	2020 (Baseline)	No	N/A
	2021 (Milestone)	-	TRUE
	2022 (Milestone)	No	TRUE
	2023 (Milestone)	Yes	TRUE
	2024 (Milestone)	Yes	
	2025 (Target)	Yes	-

INDICATOR STATEMENT	YEAR	BMTS	REPORTED RESULT
Data and analysis promoting and tracking progress of gender equality and women's political empowerment is used for the development of policy and legislative frameworks	2020 (Baseline)	No	N/A
	2022 (Milestone)	No	TRUE
	2023 (Milestone)	No	TRUE
	2024 (Milestone)	Yes	
	2025 (Target)	Yes	-

INDICATOR STATEMENT	YEAR	BMTS	REPORTED RESULT
Number of inter-agency coordination mechanisms governing the production of multi-level disaggregated gender statistics and sex-disaggregated data, established or strengthened (CO, RO, HQ)	2020 (Baseline)	0	N/A
	2021 (Milestone)	1	-
	2022 (Milestone)	3	2
	2023 (Milestone)	3	1
	2024 (Milestone)	4	
	2025 (Target)	4	-

INDICATOR STATEMENT	YEAR	BMTS	REPORTED RESULT
Number of data producers and users with strengthened capacities in the collection, analysis, dissemination and use of gender statistics (CO)	2020 (Baseline)	20	N/A
	2022 (Milestone)	100	153
	2023 (Milestone)	200 (including baseline)	67
	2024 (Milestone)	100	
	2025 (Target)	50	-




INDICATOR STATEMENT	YEAR	BMTS	REPORTED RESULT
Number of gender statistics and sex-disaggregated data collection initiatives, including in emerging areas conducted or analyzed (CO)	2021 (Baseline)	3	N/A
	2022 (Milestone)	2 new	3
	2023 (Milestone)	6 including the baseline	2
	2024 (Milestone)	2	
	2025 (Target)	1	-

INDICATOR STATEMENT	YEAR	BMTS	REPORTED RESULT
Number of platforms/web-based databases for dissemination of multi-level disaggregated gender statistics, sex-disaggregated data and knowledge developed (CO)	2021 (Baseline)	1	N/A
	2022 (Milestone)	1 (the same as baseline)	1
	2023 (Milestone)	1 (the same as baseline)	1
	2024 (Milestone)	3	
	2025 (Target)	3	-

INDICATOR STATEMENT	YEAR	BMTS	REPORTED RESULT
Number of countries with institutionalized user-producer dialogues to increase accessibility, quality and demand for multi-level disaggregated gender statistics, sex-disaggregated data and knowledge (CO)	2021 (Baseline)	No	N/A
	2022 (Milestone)	Yes	TRUE
	2023 (Milestone)	Yes	TRUE
	2024 (Milestone)	Yes	
	2025 (Target)	Yes	-

INDICATOR STATEMENT	YEAR	BMTS	REPORTED RESULT
Number of countries with national gender equality profiles developed and published with UN Women support and informing national priorities (CO)	2020 (Baseline)	Yes	N/A
	2021 (Milestone)	Yes	-
	2022 (Milestone)	Yes	FALSE
	2023 (Milestone)	Yes	FALSE
	2024 (Milestone)	No	
	2025 (Target)	Yes	-

### OUTPUT GEO\_D\_1.1.3

OUTCOME STATEMENT	INDICATOR STATEMENT	YEAR	BMTS	REPORTED RESULT
<p>Women and their organizations in all their diversity are empowered to engage in and influence political life and decision-making at all levels in Georgia</p> <p>Planned Budget: <b>\$1.28 M</b></p> 	Number of civil society organizations, especially women's organizations, working on gender equality and women's empowerment that have strengthened capacities to exercise their leadership role towards the achievement of gender equality and women's empowerment	2022 (Baseline)	0	N/A
		2022 (Milestone)	-	0
		2023 (Milestone)	5	50
		2024 (Milestone)	10	
		2025 (Target)	15	-

Actual Budget and Shortfall:  
**\$0.00**

Shortfall: \$1.28 M



Expenses:  
\$0.00

INDICATOR STATEMENT	YEAR	BMTS	REPORTED RESULT
Number of multi-stakeholder dialogue processes to promote engagement of governments with civil society partners to advance gender equality and women's empowerment	2022 (Baseline)	0	N/A
	2022 (Milestone)	-	0
	2023 (Milestone)	1	4
	2024 (Milestone)	2	
	2025 (Target)	3	-

INDICATOR STATEMENT	YEAR	BMTS	REPORTED RESULT
Number of women from LNOB groups who directly benefit from UN Women work reducing exclusion, discrimination, and inequality	2022 (Baseline)	0	N/A
	2022 (Milestone)	-	0
	2023 (Milestone)	30	0
	2024 (Milestone)	100	
	2025 (Target)	170	-

INDICATOR STATEMENT	YEAR	BMTS	REPORTED RESULT
Evidence of women and their organizations exercising leadership and showcasing active engagement in political decision-making processes / multi-stakeholder dialogue processes	2022 (Baseline)	0 human stories/stories of success of CSO work	N/A
	2022 (Milestone)	-	0
	2023 (Milestone)	3	0
	2024 (Milestone)	8	
	2025 (Target)	11	-

INDICATOR STATEMENT	YEAR	BMTS	REPORTED RESULT
Number of partners that have increased capacities to promote/influence gender responsive legislation (CO, HQ)	2022 (Baseline)	0	N/A
	2022 (Milestone)	-	3
	2023 (Milestone)	5	4
	2024 (Milestone)	10	
	2025 (Target)	15	-



INDICATOR STATEMENT	YEAR	BMTS	REPORTED RESULT
Number of multi-stakeholder dialogue processes to promote engagement of governments with civil society and other partners to advance gender equality and women's empowerment (CO, RO, HQ)	2022 (Baseline)	0	N/A
	2022 (Milestone)	-	6
	2023 (Milestone)	1	5
	2024 (Milestone)	2	
	2025 (Target)	3	-

INDICATOR STATEMENT	YEAR	BMTS	REPORTED RESULT
Number of women's organizations with increased capacities to deliver and/or monitor the quality of services, resources and goods for women in humanitarian and development settings (CO, HQ)	2022 (Baseline)	0	N/A
	2022 (Milestone)	-	5
	2023 (Milestone)	2	5
	2024 (Milestone)	4	
	2025 (Target)	6	-

INDICATOR STATEMENT	YEAR	BMTS	REPORTED RESULT
Number of women accessing information, goods, resources and/or services through UNW supported platforms and programs in humanitarian and development settings (CO, HQ)	2022 (Baseline)	0	N/A
	2022 (Milestone)	30	4360
	2023 (Milestone)	-	4259
	2024 (Milestone)	100	
	2025 (Target)	170	-

INDICATOR STATEMENT	YEAR	BMTS	REPORTED RESULT
Number of dialogues, mechanisms, platforms and/or coalitions created and sustained that enable meaningful and safe participation and engagement by gender equality advocates and civil society organizations working on gender equality and women's empowerment, especially women's organizations, in decision-making (CO, RO, HQ)	2022 (Baseline)	1	N/A
	2022 (Milestone)	-	4
	2023 (Milestone)	1	4
	2024 (Milestone)	2	
	2025 (Target)	3	-

## STRATEGIC NOTE OUTCOME PROGRESS NOTE

SHOWING DATA OF : **2022**

**By 2025, all people in Georgia enjoy improved good governance, more open, resilient and accountable institutions, rule of law, equal access to justice, human rights, and increased representation and participation of women in decision making (UNSDCF Outcome1)**

UN Women has made strong progress towards achieving this outcome in 2022. Georgia has in place a new framework policy to address gender equality and the empowerment of women. The State Concept on Gender Equality was adopted in December 2022 to replace the 2006 Concept. The new Concept is aligned with Georgia's international and national commitments; namely, it prioritizes the achievement of substantive equality (as stipulated by Article 11 of the Constitution), gender mainstreaming in the policymaking process as well as in the education sector, combating violence against women and girls and strengthening the Women, Peace and Security agenda, among others. UN Women provided technical support in the development of the draft of the Concept that was initiated in the Parliament and fully met international standards. However, the final adopted version, reworked through the parliamentary process, uses a heteronormative definition of gender equality and fails to embrace sexual orientation and gender identity issues. Gender Impact Assessments have become an integral part of law-making in Georgia. The Parliament adopted amendments to the Organic Law of Georgia on Normative Acts that add a set of questions to the justification note to be submitted along with the legislative bill, assessing the impact of the bill on gender equality, including questions on the impact of the bill on women's access to resources and decision-making. The legislative package was developed with UN Women's technical support in partnership with the Gender Equality Council of the Parliament. Important groundwork has been laid for the institutionalization of gender-responsive budgeting (GRB) in Georgia. UN

Women supported the Ministry of Finance in conducting the Public Expenditure and Financial Accountability's (PEFA) Gender Responsive Public Finance Management (GRPFM) assessment. The GRPFM report was validated by the PEFA Secretariat, housed under the World Bank, at the end of 2022. The assessment evaluates the degree to which Georgia's public finance management (PFM) system is gender responsive. The assessment results are expected to facilitate the measurement of progress and to inform a broader strategy for the Government of Georgia on improving the PFM system and institutionalizing GRB. This policy-level advocacy work around GRB is paired with capacity development efforts around GRB; UN Women's responsible partner, the Academy of the Ministry of Finance of Georgia, trained 363 civil servants (248 women, 115 men) representing the central and local governments on GRB in 2022. ? Representatives of local government are equipped with tools and knowledge to localize national gender equality policies at the municipal level. UN Women together with the National Association of Local Authorities of Georgia (NALAG) continued providing active support to the municipalities for the development and implementation of gender equality policies at the local level. As of December 2022, 44 municipalities have developed and approved local gender equality action plans aligned with the "Guidelines on the Development of Municipal Gender Equality Action Plans" by UN Women and NALAG. The above-listed results became possible through the UN Women cost-share project "Good Governance for Gender Equality in Georgia" (GG4GEG) supported by the Government of Norway. Positive steps are being taken in terms of the production and use of gender data. The National Statistics Office of Georgia (Geostat) in partnership with UN Women implemented Georgia's first-ever Time Use Survey (GTUS). The GTUS generated internationally comparable time use data for Georgia and filled important gap in gender statistics, specifically in reporting on SDG indicator 5.4.1. The study was implemented within the framework of the GG4GEG project funded by the Government of Norway with co-funding from UN Women's flagship programme Making Every Woman and Girl Count. On 9 December 2022, a public presentation of the GTUS findings was held, attended by around 80 representatives of the legislative and executive branches of the Government, development partners, civil society organizations and academia. Two reports were presented to the audience: a general statistical report and a thematic report on unpaid care work. Both reports as well as a separate issue brief on unpaid care work have been made available on UN Women Georgia's website. Additionally, detailed statistical tables from the GTUS were published on Geostat's website. The GTUS generated substantial public attention and was covered by 45 media outlets within the first four days of its launch. In 2022, in total, 29 new indicators were added to the Gender Data Portal, while all of the other (99) existing indicators were updated with 2021 data. In addition, Geostat with UN Women's support developed the 2022 edition of its annual publication "Women and Men in Georgia" in Georgian and in English. For the first time, the publication captures the main findings of the Time Use Survey, including data on unpaid domestic and care work and SDG indicator 5.4.1. UN Women has further supported Geostat in improving its gender statistics products based on a user satisfaction assessment. Based on the progress made to date, the original strategy and theory of change for this outcome is largely still applicable. If, as expected, this strategy is successful, then the legislative initiatives, tools and mechanisms put in place by the CO would within a few years start having a real impact on the lives of women and girls in Georgia by making governance systems, state institutions and policy-making more gender sensitive and also enabling for greater participation of women in decision-making processes.