

Country-Level Data for Indonesia country Outcome

XM-DAC-41146-IDN_D_3.1

OUTCOME IDN_D_3.1 [XM-DAC-41146-IDN_D_3.1](#)

People living in Indonesia, especially those at risk of being left furthest behind, are empowered to fulfil their human development potential as members of a pluralistic, tolerant, inclusive, and just society, free of gender and all other forms of discrimination, and violence against women

OUTCOME DETAILS


SDG alignment




Impact areas

 Ending violence against women

Organizational outputs

 Positive social norms

 Access to services, goods and resources

Policy Marker

GENDER EQUALITY

Humanitarian Scope

Outcome Description

UNSCDF Outcome 1: People living in Indonesia, especially those at risk of being left furthest behind, are empowered to fulfil their human development potential as members of a pluralistic, tolerant, inclusive, and just society, free of gender and all other forms of discrimination

UN Partners

UNAIDS



UNDP



UNFPA

No

UN System Function

Advocacy, communications and social mobilization

Capacity development and technical assistance

Comprehensive and disaggregated data (discontinued)

Integrated policy advice and thought leadership

RESOURCES

\$1.18 M

Planned Budget

\$552.18 K

Actual Budget

PLANNED BUDGET

ACTUAL BUDGET AND SHORTFALL

EXPENSES



Funding Partners

Regular resources (Core):

 UN Women
\$40,000

Other resources (Non-Core)/ Funding Partners:

 UN AIDS
\$87,460

 Multi-Partner Trust Fund Office
\$424,716

TOTAL OTHER RESOURCES (NON-CORE)

\$512,176

OUTCOME IDN_D_3.1

B - Baseline M - Milestones T - Target

OUTCOME STATEMENT	INDICATOR STATEMENT	YEAR	BMTS	REPORTED RESULT
People living in Indonesia, especially those at risk of being left furthest behind, are empowered to fulfil their human development potential as members of a pluralistic, tolerant, inclusive, and just society, free of gender and all other forms of discrimination, and violence against women	Availability of data on the proportion of ever-partnered women and girls 15 and older subjected to violence by a current or former intimate partner in the previous 12 months (SP Impact Indicator 3, SDG 5.2.1, UNSDCF outcome 1 indicator)	2020 (Baseline)	No	N/A
		2021 (Milestone)	-	FALSE
		2022 (Milestone)	-	FALSE
		2023 (Milestone)	-	TRUE
		2024 (Milestone)	Yes	
		2025 (Target)	Yes	-

INDICATOR STATEMENT	YEAR	BMTS	REPORTED RESULT
Percentage of women, aged 15 to 64 years old, had experienced physical and/or sexual violence in her lifetime	2017 (Baseline)	33	N/A
	2021 (Milestone)	-	33
	2022 (Milestone)	-	26.1
	2023 (Milestone)	-	26
	2024 (Milestone)	30	
	2025 (Target)	30	-

INDICATOR STATEMENT	YEAR	BMTS	REPORTED RESULT
Number of countries and/or other actors with comprehensive and coordinated VAW prevention strategy (CO)	2021 (Baseline)	No	N/A
	2022 (Milestone)	No	TRUE
	2023 (Milestone)	No	TRUE
	2024 (Milestone)	No	
	2025 (Target)	Yes	-

INDICATOR STATEMENT	YEAR	BMTS	REPORTED RESULT
Number of countries where there has been an increase in the number of women who access services after experiencing violence or discrimination (CO)	2021 (Baseline)	Yes	N/A
	2022 (Milestone)	Yes	TRUE
	2023 (Milestone)	Yes	TRUE
	2024 (Milestone)	Yes	
	2025 (Target)	Yes	-

INDICATOR STATEMENT	YEAR	BMTS	REPORTED RESULT
SP 4.11.1: Number of National Action Plans and Strategies to end violence against women that have a component that addresses social norms, attitudes, and behavior transformation, developed with UN-Women's support	2020 (Baseline)	No	N/A
	2021 (Milestone)	No	FALSE
	2024 (Milestone)	-	-
	2025 (Target)	-	-

INDICATOR STATEMENT	YEAR	BMTS	REPORTED RESULT
SP 4.11.2a: Number of countries that have, with UN Women's support, (1) conducted community activities with women and men, boys and girls on gender equality and respectful relationships and (2) developed national informal or formal education curricula on gender and violence against women in primary and/or secondary schools.	2020 (Baseline)	No	N/A
	2021 (Milestone)	yes	NA
	2024 (Milestone)	-	-
	2025 (Target)	-	-

INDICATOR STATEMENT	YEAR	BMTS	REPORTED RESULT
SP 4.11.3: Number of countries supported by UN-Women to improve guidelines, protocols, standard operating procedures (in line with best practices) on the provision of quality services for victims and survivors	2020 (Baseline)	No	N/A
	2021 (Milestone)	yes	TRUE
	2024 (Milestone)	-	-
	2025 (Target)	-	-

INDICATOR STATEMENT	YEAR	BMTS	REPORTED RESULT
SP 4.11.4: Number of countries that provide information about women's rights to access quality essential services for victims and survivors of violence, with UN-Women's support	2020 (Baseline)	No	N/A
	2021 (Milestone)	yes	TRUE
	2024 (Milestone)	-	-
	2025 (Target)	-	-

INDICATOR STATEMENT	YEAR	BMTS	REPORTED RESULT
SP 4.11.2b: Number of countries that have, with UN Women's support, (1) conducted community activities with women and men, boys and girls on gender equality and respectful relationships and (2) developed national informal or formal education curricula on gender and violence against women in primary and/or secondary schools.	2020 (Baseline)	No	N/A
	2021 (Milestone)	yes	NA
	2024 (Milestone)	-	-
	2025 (Target)	-	-

INDICATOR STATEMENT	YEAR	BMTS	REPORTED RESULT
SP 4.11.6a: Number of countries that have, with UN Women's support, put in place measures to address gender-based violence (GBV) during the COVID-19 pandemic, which a) integrate violence prevention and response into COVID- 19 response plans, b), c), d), e)	2020 (Baseline)	No	N/A
	2021 (Milestone)	yes	TRUE
	2024 (Milestone)	-	-
	2025 (Target)	-	-

INDICATOR STATEMENT	YEAR	BMTS	REPORTED RESULT
SP 4.11.6b: Number of countries that have, with UN Women's support, put in place measures to address gender-based violence (GBV) during the COVID-19 pandemic, which a) , b) raise awareness through advocacy and campaigns, with targeted messages to both women and men, c), d), e)	2020 (Baseline)	No	N/A
	2021 (Milestone)	yes	TRUE
	2024 (Milestone)	-	-
	2025 (Target)	-	-

INDICATOR STATEMENT	YEAR	BMTS	REPORTED RESULT
SP 4.11.6c: Number of countries that have, with UN Women's support, put in place measures to address gender-based violence (GBV) during the COVID-19 pandemic, which a) , b) , c) provide options for women to report abuse and seek help without alerting perpetrators, d), e)	2020 (Baseline)	No	N/A
	2021 (Milestone)	yes	FALSE
	2024 (Milestone)	-	-
	2025 (Target)	-	-

INDICATOR STATEMENT	YEAR	BMTS	REPORTED RESULT
SP 4.11.6d: Number of countries that have, with UN Women's support, put in place measures to address gender-based violence (GBV) during the COVID-19 pandemic, which a) , b) , c), d) ensure continued functioning of shelters for victims of violence and expand their capacity, e)	2020 (Baseline)	No	N/A
	2021 (Milestone)	yes	TRUE
	2024 (Milestone)	-	-
	2025 (Target)	-	-

INDICATOR STATEMENT	YEAR	BMTS	REPORTED RESULT
SP 4.11.6e: Number of countries that have, with UN Women's support, put in place measures to address gender-based violence (GBV) during the COVID-19 pandemic, which a) , b) , c), d), e) ensure women's access to justice through police and justice response to address impunity of perpetrators and protect women and their children	2020 (Baseline)	No	N/A
	2021 (Milestone)	yes	NA
	2024 (Milestone)	-	-
	2025 (Target)	-	-

INDICATOR STATEMENT	YEAR	BMTS	REPORTED RESULT
SP 4.11.7. Number of women's organizations with increased capacities to respond to and mitigate the pandemic, fight against COVID-19 related gender-based violence, racism, xenophobia, stigma, and other forms of discrimination, prevent and remedy human rights abuses, and ensure longer-term recovery	2020 (Baseline)	0	N/A
	2021 (Milestone)	5	16
	2024 (Milestone)	-	-
	2025 (Target)	-	-

OUTPUT INDICATOR AND RESULTS

OUTPUT IDN_D_3.1.1

OUTCOME STATEMENT	INDICATOR STATEMENT	YEAR	BMTS	REPORTED RESULT
Government has capacity to develop, implement, and monitor laws, policies, and practices on prevention and response to VAW using rights-based and survivor-centered approaches. Planned Budget: \$1.94 M	Indicator: Number of evidence-based reports on prevention, safety and security of women and girls including in public spaces to inform initiative and policy produced and made accessible with UN Women support	2017 (Baseline)	1	N/A
		2021 (Milestone)	2	0
		2022 (Milestone)	3	1
		2023 (Milestone)	4	2
		2024 (Milestone)	5	
		2025 (Target)	6	-

Actual Budget and Shortfall:
\$1.17 M

Shortfall: \$768.13 K

Expenses:
\$989.38 K

INDICATOR STATEMENT	YEAR	BMTS	REPORTED RESULT
Existence of an internal ministerial guidance document on VAWG prevention in pre-deployment processes and returnee services	2018 (Baseline)	No	N/A
	2021 (Milestone)	-	TRUE
	2022 (Milestone)	no	FALSE
	2023 (Milestone)	no	TRUE
	2024 (Milestone)	no	
	2025 (Target)	yes	-

INDICATOR STATEMENT	YEAR	BMTS	REPORTED RESULT
Number of UN Women and ILO supported initiatives aiming to assist authorities to ensure decent work and violence free environment for women migrant workers	2018 (Baseline)	0	N/A
	2022 (Milestone)	-	0
	2023 (Milestone)	1	1
	2024 (Milestone)	1	
	2025 (Target)	1	-

INDICATOR STATEMENT	YEAR	BMTS	REPORTED RESULT
Number of women migrants who receive assistance from frontline service providers.	2018 (Baseline)	0	N/A
	2024 (Milestone)	-	-
	2025 (Target)	-	-

INDICATOR STATEMENT	YEAR	BMTS	REPORTED RESULT
Number of women migrants who are provided with information by networks	2018 (Baseline)	0	N/A
	2024 (Milestone)	-	-
	2025 (Target)	-	-

INDICATOR STATEMENT	YEAR	BMTS	REPORTED RESULT
Number persons reached through campaigns to address VAW, trafficking and gender based discrimination of women migrant workers	2018 (Baseline)	0	N/A
	2024 (Milestone)	-	-
	2025 (Target)	-	-

INDICATOR STATEMENT	YEAR	BMTS	REPORTED RESULT
Number of organizations collecting data on violence against migrant women (administrative or prevalence data)	2018 (Baseline)	0	N/A
	2024 (Milestone)	-	-
	2025 (Target)	-	-

INDICATOR STATEMENT	YEAR	BMTS	REPORTED RESULT
Number of users of community-based and women-led networks supported by UN Women active in preventing VAW and trafficking.	2018 (Baseline)	0	N/A
	2024 (Milestone)	-	-
	2025 (Target)	-	-

INDICATOR STATEMENT	YEAR	BMTS	REPORTED RESULT
Number of front-line service providers trained to handle women's protection/trafficking issues in a coordinated manner	2018 (Baseline)	0	N/A
	2024 (Milestone)	-	-
	2025 (Target)	-	-

INDICATOR STATEMENT	YEAR	BMTS	REPORTED RESULT
Number of national AIDS coordinating bodies and/or national multi-sectoral HIV programmes that have strengthened capacity to integrate gender-responsive actions into national HIV strategies (CO)	2021 (Baseline)	Yes	N/A
	2022 (Milestone)	Yes	TRUE
	2023 (Milestone)	Yes	TRUE
	2024 (Milestone)	Yes	
	2025 (Target)	Yes	-

OUTPUT IDN_D_3.1.2

OUTCOME STATEMENT	INDICATOR STATEMENT	YEAR	BMTS	REPORTED RESULT
Government has increased capacity to coordinate multi-sectoral GBV service provision for women and girls subjected to violence, including COVID 19 response and recovery.	Number of recruitment agencies which received support by UN Women in integrating information on VAWG prevention in their recruitment processes	2018 (Baseline)	0	N/A
		2024 (Milestone)	-	-
		2025 (Target)	-	-

Planned Budget:

\$1.18 M



Actual Budget and Shortfall:

\$692.10 K

Shortfall: \$489.03 K



Expenses:
\$523.39 K



INDICATOR STATEMENT	YEAR	BMTS	REPORTED RESULT
Indicator: Draft Laws on Sexual Violence that incorporate inputs from women living with HIV network.	2017 (Baseline)	0	N/A
	2021 (Milestone)	2	2
	2022 (Milestone)	3	10
	2023 (Milestone)	4	2
	2024 (Milestone)	5	
	2025 (Target)	6	-

INDICATOR STATEMENT	YEAR	BMTS	REPORTED RESULT
# of guidelines, protocols, SOPs on the provision of quality services for survivors developed with UN Women support (SP indicator 4.11.3)	2020 (Baseline)	1	N/A
	2021 (Milestone)	2	8
	2022 (Milestone)	3	1
	2023 (Milestone)	4	2
	2024 (Milestone)	5	
	2025 (Target)	6	-

INDICATOR STATEMENT	YEAR	BMTS	REPORTED RESULT
Number of women migrants who receive assistance from front-line service providers	2018 (Baseline)	0	N/A
	2024 (Milestone)	-	-
	2025 (Target)	-	-


INDICATOR STATEMENT	YEAR	BMTS	REPORTED RESULT
Number of front-line service providers trained to handle women's protection/trafficking issues in a coordinated manner	2018 (Baseline)	0	N/A
	2024 (Milestone)	-	-
	2025 (Target)	-	-

INDICATOR STATEMENT	YEAR	BMTS	REPORTED RESULT
Number of countries with a process to design and implement VAW prevention strategies, or with VAW prevention interventions based on global norms and standards (CO)	2021 (Baseline)	Yes	N/A
	2022 (Milestone)	Yes	TRUE
	2023 (Milestone)	No	TRUE
	2024 (Milestone)	Yes	
	2025 (Target)	Yes	-

INDICATOR STATEMENT	YEAR	BMTS	REPORTED RESULT
Number of countries supported to develop and/or implement guidelines, protocols and standard operating procedures to strengthen EAWG services in line with the Essential Services Package (CO)	2021 (Baseline)	Yes	N/A
	2022 (Milestone)	Yes	TRUE
	2023 (Milestone)	Yes	TRUE
	2024 (Milestone)	Yes	
	2025 (Target)	Yes	-



INDICATOR STATEMENT	YEAR	BMTS	REPORTED RESULT
Number of inter-agency coordination mechanisms governing the production of multi-level disaggregated gender statistics and sex-disaggregated data, established or strengthened (CO, RO, HQ)	2021 (Baseline)	0	N/A
	2022 (Milestone)	1	1
	2023 (Milestone)	1	0
	2024 (Milestone)	1	
	2025 (Target)	1	-

OUTPUT IDN_D_3.1.3

OUTCOME STATEMENT	INDICATOR STATEMENT	YEAR	BMTS	REPORTED RESULT
<p>Women's groups, CSOs, and labour unions have capacity to mobilize for the prevention of violence and trafficking in women, including in the migration cycle.</p> <p>Planned Budget: \$720.57 K</p> 	<p>1. laws, policies, plans and strategies that are in-line with the normative frameworks on prevention and response to violence against women. 2. Quality of service outcomes for WMWs experiencing VAW. 3. Government of Indonesia and civil society organizations implementing activities to protect the rights of WMWs.</p>	2017 (Baseline)	0	N/A
		2021 (Milestone)	200	2885
		2022 (Milestone)	400	2134
		2023 (Milestone)	450	219
		2024 (Milestone)	500	
		2025 (Target)	550	-

Actual Budget and Shortfall:
\$519.25 K

Shortfall: \$201.32 K

Expenses:

\$535.06 K



INDICATOR STATEMENT	YEAR	BMTS	REPORTED RESULT
# of women who are provided with information about women's right to access quality essential services for survivors with UN Women support (disaggregated by migrants, and other target groups) (SP indicator 4.11.4)	2019 (Baseline)	1000	N/A
	2021 (Milestone)	1600	7277
	2022 (Milestone)	2100	4000
	2023 (Milestone)	2300	265
	2024 (Milestone)	2500	
	2025 (Target)	2700	-

INDICATOR STATEMENT	YEAR	BMTS	REPORTED RESULT
Number of women's organizations with increased capacities to deliver and/or monitor the quality of services, resources and goods for women in humanitarian and development settings (CO, HQ)	2021 (Baseline)	7	N/A
	2022 (Milestone)	3	8
	2023 (Milestone)	4	6
	2024 (Milestone)	5	
	2025 (Target)	6	-

INDICATOR STATEMENT	YEAR	BMTS	REPORTED RESULT
Number of civil society organizations working on gender equality and women's empowerment, especially women's organizations, that have strengthened capacity to exercise their leadership role towards the achievement of gender equality and women's empowerment (CO, RO, HQ)	2021 (Baseline)	8	N/A
	2022 (Milestone)	7	8
	2023 (Milestone)	4	7
	2024 (Milestone)	4	
	2025 (Target)	4	-

OUTPUT IDN_D_3.1.4

OUTCOME STATEMENT	INDICATOR STATEMENT	YEAR	BMTS	REPORTED RESULT
Service providers have increased capacity to respond to the needs of women experiencing violence and/or trafficking.	Number of guideline on gender responsive budgeting in the national level	2017 (Baseline)	N/A	N/A
		2021 (Milestone)	400	289
		2022 (Milestone)	450	873
		2023 (Milestone)	500	899
		2024 (Milestone)	550	
		2025 (Target)	600	-

Planned Budget:
\$1.54 M



Actual Budget and Shortfall:
\$735.08 K

Shortfall: \$803.31 K



Expenses:
\$691.19 K

INDICATOR STATEMENT	YEAR	BMTS	REPORTED RESULT
Number of government initiatives/documents to which the supported women's groups contribute advocacy information on the role of VAWG in HIV prevention	2018 (Baseline)	1	N/A
	2021 (Milestone)	280	539
	2022 (Milestone)	330	666
	2023 (Milestone)	380	456
	2024 (Milestone)	430	
	2025 (Target)	480	-

INDICATOR STATEMENT	YEAR	BMTS	REPORTED RESULT
Number of women and marginalized groups participate in planning and budgeting processes at the sub-national level	2017 (Baseline)	0	N/A
	2021 (Milestone)	2	6
	2022 (Milestone)	4	0
	2023 (Milestone)	5	1
	2024 (Milestone)	6	
	2025 (Target)	7	-

INDICATOR STATEMENT	YEAR	BMTS	REPORTED RESULT
# of formal justice actors and informal justice adjudicators participate in dialogues and agree on practical steps to enhance women's access to justice.	2022 (Baseline)	0	N/A
	2022 (Milestone)	-	151
	2023 (Milestone)	30	40
	2024 (Milestone)	30	
	2025 (Target)	30	-

INDICATOR STATEMENT	YEAR	BMTS	REPORTED RESULT
Number of countries with multi stakeholder initiatives in place to prevent and respond to sexual violence including sexual harassment in public and/or private spaces (CO, HQ)	2010 (Baseline)	1	N/A
	2022 (Milestone)	1	1
	2023 (Milestone)	0	1
	2024 (Milestone)	1	
	2025 (Target)	1	-

INDICATOR STATEMENT	YEAR	BMTS	REPORTED RESULT
Number of women and girls, including women and girls living with and/or affected by HIV, with increased capacities to participate in public life and exercise leadership (CO, RO, HQ)	2021 (Baseline)	25	N/A
	2022 (Milestone)	25	30
	2023 (Milestone)	25	28
	2024 (Milestone)	25	
	2025 (Target)	25	-

OUTPUT IDN_D_3.1.5

OUTCOME STATEMENT	INDICATOR STATEMENT	YEAR	BMTS	REPORTED RESULT
National statistics office and relevant line ministries are able to produce and apply policy-relevant official data and analysis relating to violence against women and women's labor migration	Number of law enforcement personnel utilizing knowledge on the domestic law in line with International Human Rights Law, number of women's advocates utilizing knowledge to advocate for the change of laws that discriminate against women, policy briefs provided to the legislatives and/or key government officials, reports from monitoring/evaluating domestic laws in Indonesia .	2017 (Baseline)	28	N/A
		2021 (Milestone)	2	2
		2022 (Milestone)	3	3
		2023 (Milestone)	4	2
		2024 (Milestone)	5	
		2025 (Target)	6	-

Planned Budget:
\$255.67 K



Actual Budget and Shortfall:
\$161.85 K

Shortfall: \$93.82 K



Expenses:
\$196.19 K



INDICATOR STATEMENT	YEAR	BMTS	REPORTED RESULT
Number of urban plans produced with UN Women support that address safety issues for women and girls	2018 (Baseline)	0	N/A
	2024 (Milestone)	-	-
	2025 (Target)	-	-

INDICATOR STATEMENT	YEAR	BMTS	REPORTED RESULT
# of new collection methods, tools, data sets developed with UN Women support on VAW, including VAW migrant workers and those living with HIV	2020 (Baseline)	1	N/A
	2021 (Milestone)	2	2
	2022 (Milestone)	3	1
	2023 (Milestone)	4	0
	2024 (Milestone)	5	
	2025 (Target)	6	-

INDICATOR STATEMENT	YEAR	BMTS	REPORTED RESULT
Number of data producers and users with strengthened capacities in the collection, analysis, dissemination and use of gender statistics (CO)	2021 (Baseline)	0	N/A
	2022 (Milestone)	0	20
	2023 (Milestone)	1	2
	2024 (Milestone)	1	
	2025 (Target)	2	-

OUTPUT IDN_D_3.1.6

OUTCOME STATEMENT	INDICATOR STATEMENT	YEAR	BMTS	REPORTED RESULT
Public campaigns to change attitudes and behaviors, and address VAW and gender based discrimination of women, including migrant workers, are implemented	# of campaigns supported by UN Women to address VAW, trafficking and gender based discrimination of women in total, out of which # of campaigns focusing on migrant workers, HIV persons, PWDs, etc	2020 (Baseline)	2	N/A
		2021 (Milestone)	4	12
		2022 (Milestone)	5	6
		2023 (Milestone)	6	4
		2024 (Milestone)	7	
		2025 (Target)	8	-

Planned Budget:
\$133.31 K

Actual Budget and Shortfall:
\$72.59 K

Shortfall: \$60.72 K

Expenses:

\$86.83 K



INDICATOR STATEMENT	YEAR	BMTS	REPORTED RESULT
# of persons reached through campaigns to address VAW, trafficking and gender based discrimination of women	2020 (Baseline)	4000	N/A
	2021 (Milestone)	5000	9500
	2022 (Milestone)	6000	18597
	2023 (Milestone)	6500	790
	2024 (Milestone)	7000	
	2025 (Target)	7500	-

INDICATOR STATEMENT	YEAR	BMTS	REPORTED RESULT
Number of women accessing information, goods, resources and/or services through UNW supported platforms and programs in humanitarian and development settings (CO, HQ)	2021 (Baseline)	500	N/A
	2022 (Milestone)	1000	4500
	2023 (Milestone)	1500	265
	2024 (Milestone)	2000	
	2025 (Target)	2500	-

STRATEGIC NOTE OUTCOME PROGRESS NOTE

SHOWING DATA OF : **2022**

People living in Indonesia, especially those at risk of being left furthest behind, are empowered to fulfil their human development potential as members of a pluralistic, tolerant, inclusive, and just society, free of gender and all other forms of discrimination, and violence against women

Policies and regulations that promote a victim-centered approach to ensure coordinated quality services continue to be advocated at the National and sub-national level to ensure that women victims of violence have equal and better access to services. There has been an increased cases documented by Komnas Perempuan in 2021. It recorded 338.506 cases in 2021, 50% increase of the previous year (2020) with 226.062 cases. This is due to broader access for women to report their cases, particularly through the use of technology. There is no data yet on VAW prevalence in 2022, the prevalence data uses the last survey by MOWECP in 2021, mentioning that 1 out of 4 women aged 15-64 years have experienced physical and/or sexual violence perpetrated by a partner or non-partner during their lifetime. This figure is lower than 2016 (1 out of 3). UN Women, partnering with women machineries, such as Komnas Perempuan and women CSOs, conducted a series of activities, including public dialog, consultation meetings, FGDs and training to discuss the development, amendment and update of policy/regulation/SOPs of service provision for women victims of VAW, including women migrant workers and women living with HIV. During the reporting period, UN Women supported women CSOs (Women Crisis Centers) to provide hotline and psychosocial support to women victims of VAW and trafficking. With Indonesian Association of Women Living with HIV (IPPI), for example, UN Women has been strengthening IPPI's role as intermediary organization and its online reporting system (DELILA), so women with HIV/AIDS and key population who are victims of VAW and discrimination have greater access to services that ensure their safety and rights. UN Women has also been supporting Komnas Perempuan to enhance its capacity to collect and analyze VAW administrative data by providing equipment, tools, software for data collection as well as adding more human resources to strengthen its reporting and referral unit (unit) in handling cases.