

Country-Level Data for Indonesia country Outcome

XM-DAC-41146-IDN_O_3

[OUTCOME IDN_O_3](#) [XM-DAC-41146-IDN_O_3](#)

High quality of programmes through knowledge, innovation, results-based management and evaluation

OUTCOME DETAILS

SDG alignment



Impact areas



Business transformation

Organizational outputs

Policy Marker

GENDER EQUALITY

Humanitarian Scope

No

UN System Function

Capacity development and technical assistance

Direct support and service delivery

Outcome Description

High quality of programmes through knowledge, innovation, results-based management and evaluation

RESOURCES

\$120.33 K

Planned Budget

\$180.33 K

Actual Budget

PLANNED BUDGET


ACTUAL BUDGET AND SHORTFALL

EXPENSES



Funding Partners

Regular resources (Core):

 UN Women
\$180,333

OUTCOME IDN_O_3

B - Baseline M - Milestones T - Target

OUTCOME STATEMENT	INDICATOR STATEMENT	YEAR	BMTS	REPORTED RESULT
High quality of programmes through knowledge, innovation, results-based management and evaluation	SP O_3.1: Number of initiatives implemented in partnership with the private sector to scale up innovations that address the challenges faced by women and girls (Not for country reporting)	(Baseline)	-	N/A
		2021 (Milestone)	-	-
		2024 (Milestone)	-	-
		2025 (Target)	-	-

INDICATOR STATEMENT	YEAR	BMTS	REPORTED RESULT
SP O_3.2: Number of UN-Women offices and units that pilot or scale up digital innovations (Not for country reporting)	(Baseline)	-	N/A
	2021 (Milestone)	-	-
	2024 (Milestone)	-	-
	2025 (Target)	-	-

INDICATOR STATEMENT	YEAR	BMTS	REPORTED RESULT
SP O_3.3: Percentage of UN-Women field offices indicating that UN-Women has undertaken activities in the country to support south-south, north-south or triangular cooperation (Derived from QCPR indicator 43d) (Similar to UNICEF)	2020 (Baseline)	0	N/A
	2021 (Milestone)	0	NA
	2024 (Milestone)	-	-
	2025 (Target)	-	-

INDICATOR STATEMENT	YEAR	BMTS	REPORTED RESULT
SP O_3.4: Number of countries that have a UN-Women-led national gender equality profile based on gender data sets available, disaggregated by relevant characteristics	2020 (Baseline)	0	N/A
	2021 (Milestone)	0	NA
	2024 (Milestone)	-	-
	2025 (Target)	-	-

INDICATOR STATEMENT	YEAR	BMTS	REPORTED RESULT
SP O_3.5: Number of participants trained on gender-equality related topics via the Training Centre, disaggregated by sex and type of organization (Not for country reporting)	2021 (Baseline)	0	N/A
	2021 (Milestone)	-	-
	2022 (Milestone)	1	1
	2023 (Milestone)	1	0
	2024 (Milestone)	1	
	2025 (Target)	1	-

INDICATOR STATEMENT	YEAR	BMTS	REPORTED RESULT
SP O_3.6: Number of thematic communities of practice with systems for capturing, storing and sharing knowledge	2020 (Baseline)	0	N/A
	2021 (Milestone)	0	NA
	2024 (Milestone)	-	-
	2025 (Target)	-	-

INDICATOR STATEMENT	YEAR	BMTS	REPORTED RESULT
SP O_3.7: a. Number of citations of UN-Women's global reports (Progress of the World 's Women, World Survey on the Role of Women in Development, SDGs and Gender Report) (Not for country reporting)	(Baseline)	-	N/A
	2021 (Milestone)	-	-
	2024 (Milestone)	-	-
	2025 (Target)	-	-

INDICATOR STATEMENT	YEAR	BMTS	REPORTED RESULT
SP O_3.7: b. Number of downloads of UN-Women's knowledge products (Not for country reporting)	(Baseline)	-	N/A
	2021 (Milestone)	-	-
	2024 (Milestone)	-	-
	2025 (Target)	-	-

INDICATOR STATEMENT	YEAR	BMTS	REPORTED RESULT
SP O_3.8: Percentage of Strategic Notes and Annual Reports that meet quality standards in results-based management (Not for country reporting)	(Baseline)	-	N/A
	2021 (Milestone)	-	-
	2024 (Milestone)	-	-
	2025 (Target)	-	-


INDICATOR STATEMENT	YEAR	BMTS	REPORTED RESULT
SP O_3.9: Percentage of programme staff trained on results based management (Not for country reporting)	(Baseline)	-	N/A
	2021 (Milestone)	-	-
	2024 (Milestone)	-	-
	2025 (Target)	-	-

INDICATOR STATEMENT	YEAR	BMTS	REPORTED RESULT
SP O_3.10: Percentage of planned evaluations being conducted (Similar to UNICEF and UNFPA) (Not for country reporting)	(Baseline)	-	N/A
	2021 (Milestone)	-	-
	2024 (Milestone)	-	-
	2025 (Target)	-	-

INDICATOR STATEMENT	YEAR	BMTS	REPORTED RESULT
SP O_3.11: Percentage of evaluations rated "good and above" (Similar to UNICEF and UNFPA) (Not for country reporting)	(Baseline)	-	N/A
	2021 (Milestone)	-	-
	2024 (Milestone)	-	-
	2025 (Target)	-	-

OUTPUT INDICATOR AND RESULTS

OUTPUT IDN_O_3.1

OUTCOME STATEMENT	INDICATOR STATEMENT	YEAR	BMTS	REPORTED RESULT
UN Women generates, manages and uses knowledge for high-quality programming Planned Budget: \$622.57 K  Actual Budget and Shortfall: \$395.78 K	Programme Delivery Percentages	2017 (Baseline)	100%	N/A
		2021 (Milestone)	1	1
		2022 (Milestone)	2	5
		2023 (Milestone)	3	1
		2024 (Milestone)	4	
		2025 (Target)	5	-

Shortfall: \$226.79 K



Expenses:
\$394.77 K



INDICATOR STATEMENT	YEAR	BMTS	REPORTED RESULT
Existence of a regularly updated repository of knowledge/analysis/information produced by the office	2018 (Baseline)	0	N/A
	2021 (Milestone)	Yes	TRUE
	2022 (Milestone)	Yes	TRUE
	2023 (Milestone)	Yes	TRUE
	2024 (Milestone)	Yes	
	2025 (Target)	Yes	-

INDICATOR STATEMENT	YEAR	BMTS	REPORTED RESULT
Number of instances when the analysis/mapping/reviews were used to inform UN Women programming	2018 (Baseline)	3	N/A
	2022 (Milestone)	-	TRUE
	2023 (Milestone)	2	TRUE
	2024 (Milestone)	2	
	2025 (Target)	2	-

INDICATOR STATEMENT	YEAR	BMTS	REPORTED RESULT
Number of mid-term review and final evaluations with specific focus on UN Women Indonesia (as opposed to regional projects evaluations where Indonesia is a part of the programme intervention).	2022 (Baseline)	2	N/A
	2022 (Milestone)	3	TRUE
	2023 (Milestone)	3	TRUE
	2024 (Milestone)	1	
	2025 (Target)	1	-

OUTPUT IDN_O_3.2

OUTCOME STATEMENT	INDICATOR STATEMENT	YEAR	BMTS	REPORTED RESULT
UN Women develops and thoroughly implements mechanisms to improve business process and well informed decision using RBM. Planned Budget: \$111.00 K	Existence of the intra-office SOP on standards of monitoring/programme feedback - monitoring activities their timing/frequency, tools, roles of individual staff members, preparatory documents, etc.	2018 (Baseline)	0	N/A
		2021 (Milestone)	Yes	TRUE
		2022 (Milestone)	Yes	FALSE
		2023 (Milestone)	Yes	FALSE
		2024 (Milestone)	Yes	
		2025 (Target)	Yes	-

Actual Budget and Shortfall:
\$49.50 K

Shortfall: \$61.50 K



Expenses:

\$34.68 K




INDICATOR STATEMENT	YEAR	BMTS	REPORTED RESULT
Number of internal learning interventions held and documented (team retreats with feedback/learning components, after-action reviews, impact studies, internal coaching by staff for staff, brown bag lunches, etc.)	2018 (Baseline)	2	N/A
	2021 (Milestone)	3	1
	2022 (Milestone)	5	2
	2023 (Milestone)	7	2
	2024 (Milestone)	9	
	2025 (Target)	11	-

INDICATOR STATEMENT	YEAR	BMTS	REPORTED RESULT
Number of documented achievements and lessons learned produced from project implementation	2020 (Baseline)	2	N/A
	2021 (Milestone)	3	1
	2022 (Milestone)	4	TRUE
	2023 (Milestone)	5	TRUE
	2024 (Milestone)	6	
	2025 (Target)	7	-

INDICATOR STATEMENT	YEAR	BMTS	REPORTED RESULT
Number of mid-term review and final evaluations with specific focus on UN Women Indonesia (as opposed to regional projects evaluations where Indonesia is a part of the programme intervention).	2020 (Baseline)	0	N/A
	2021 (Milestone)	2	0
	2022 (Milestone)	2	-
	2023 (Milestone)	4	-
	2024 (Milestone)	5	-
	2025 (Target)	6	-

OUTPUT IDN_O_3.3

OUTCOME STATEMENT	INDICATOR STATEMENT	YEAR	BMTS	REPORTED RESULT
High-quality reporting supports delivery of results and financial stability. Planned Budget: \$478.98 K 	Percentage of donor reports submitted on time	2018 (Baseline)	100%	N/A
		2021 (Milestone)	80%	100%
		2022 (Milestone)	90%	100
		2023 (Milestone)	100%	100
		2024 (Milestone)	100%	
		2025 (Target)	100%	-

Actual Budget and Shortfall:
\$173.83 K

Shortfall: \$305.15 K



Expenses:

\$103.42 K



INDICATOR STATEMENT	YEAR	BMTS	REPORTED RESULT
Percentage of donor reports receiving good quality rating from donors	2018 (Baseline)	100%	N/A
	2021 (Milestone)	Yes	1
	2022 (Milestone)	Yes	-
	2023 (Milestone)	Yes	-
	2024 (Milestone)	Yes	-
	2025 (Target)	Yes	-

INDICATOR STATEMENT	YEAR	BMTS	REPORTED RESULT
Rating of corporate annual report based on the annual assessment of SNs and ARs	2018 (Baseline)	0	N/A
	2021 (Milestone)	80%	80%
	2022 (Milestone)	85%	100
	2023 (Milestone)	90%	100
	2024 (Milestone)	95%	
	2025 (Target)	100%	-