

Country-Level Data for Jordan country Outcome XM-DAC-41146-JOR_D_2.1

Data as of:
27 July 2024

OUTCOME JOR_D_2.1 XM-DAC-41146-JOR_D_2.1

More policies promoting access to decent work and social protection for vulnerable Jordanian women are implemented.

OUTCOME DETAILS


SDG alignment



Impact areas

 Women's economic empowerment

Organizational outputs

 Positive social norms

Policy Marker

GENDER EQUALITY

Humanitarian Scope

No

UN System Function

Capacity development and technical assistance

Outcome Description

UN Women will convene policy dialogues and conduct research on key issues related to women's labour market participation

UN Partners

- FAO
- ILO
- UNAIDS
-  UNDP
-  UNFPA
- UNICEF

RESOURCES

\$1.01 M

Planned Budget

\$561.97 K

Actual Budget

PLANNED BUDGET



ACTUAL BUDGET AND SHORTFALL



EXPENSES



Funding Partners

Other resources (Non-Core)/ Funding Partners:

UN Women as Administrative
Agent for Joint Programmes
\$561,965



TOTAL OTHER RESOURCES (NON-CORE)
\$561,965

OUTCOME JOR_D_2.1

B – Baseline M – Milestones T – Target

OUTCOME STATEMENT	INDICATOR STATEMENT	YEAR	BMTS	REPORTED RESULT	
More policies promoting access to decent work and social protection for vulnerable Jordanian women are implemented.	Proportion of time spent by women in Jordan on unpaid domestic and care work, by sex, age and location	2022 (Baseline)	14.3	N/A	
		2018 (Milestone)	-	0	
		2019 (Milestone)	TBD	0	
		2020 (Milestone)	-	17	
		2021 (Milestone)	To be set according to baseline		17
		2022 (Target)	-	0	

INDICATOR STATEMENT	YEAR	BMTS	REPORTED RESULT
Number of legal, regulatory and/or policy frameworks aligned with international standards that create decent work for women	2017 (Baseline)	0	N/A
	2018 (Milestone)	-	4
	2019 (Milestone)	-	6
	2020 (Milestone)	-	2
	2021 (Milestone)	-	5
	2022 (Target)	5	2

INDICATOR STATEMENT	YEAR	BMTS	REPORTED RESULT
Number of institutions putting in places policies and practices to address gender-based discrimination and/or combat gender stereotypes (CO)	2016 (Baseline)	9	N/A
	2022 (Target)	-	0

INDICATOR STATEMENT	YEAR	BMTS	REPORTED RESULT
SP 3.8.1: Number of legal, regulatory and/or policy frameworks aligned with international standards that create decent work for women developed and/or being implemented with support from UN-Women	(Baseline)	-	N/A
	2018 (Milestone)	1	4
	2019 (Milestone)	-	3
	2020 (Milestone)	-	2
	2021 (Target)	-	4

INDICATOR STATEMENT	YEAR	BMTS	REPORTED RESULT
SP 3.8.2: Number of gender-responsive macroeconomic policies (including fiscal, monetary and trade) developed and/or being implemented with support from UN-Women	(Baseline)	-	N/A
	2018 (Milestone)	-	2
	2019 (Milestone)	-	3
	2020 (Milestone)	-	3
	2021 (Target)	-	1

INDICATOR STATEMENT	YEAR	BMTS	REPORTED RESULT
SP 3.8.3: Number of legal, regulatory and/or policy frameworks in support of gender-responsive social protection systems that are developed and/or being implemented with support from UN-Women	(Baseline)	-	N/A
	2018 (Milestone)	-	2
	2019 (Milestone)	-	6
	2020 (Milestone)	-	4
	2021 (Target)	-	5

INDICATOR STATEMENT	YEAR	BMTS	REPORTED RESULT
SP 3.8.4: Number of legal, regulatory and/or policy frameworks that address unpaid care work developed and/or being implemented with support from UN-Women	(Baseline)	-	N/A
	2018 (Milestone)	1	2
	2019 (Milestone)	-	0
	2020 (Milestone)	-	3
	2021 (Target)	-	0


INDICATOR STATEMENT	YEAR	BMTS	REPORTED RESULT
SP 3.8.5: Number of countries with strengthened capacities to undertake gender-responsive socio-economic impact assessments in response to the COVID-19 crisis, with a focus on at-risk populations	(Baseline)	-	N/A
	2020 (Milestone)	-	NA
	2021 (Target)	-	TRUE

INDICATOR STATEMENT	YEAR	BMTS	REPORTED RESULT
SP 3.8.6: Number of countries with strengthened capacities to implement women's empowerment policies, informed by socio-economic impact assessment, focused on at-risk populations	(Baseline)	-	N/A
	2020 (Milestone)	-	NA
	2021 (Target)	-	FALSE

INDICATOR STATEMENT	YEAR	BMTS	REPORTED RESULT
SDG 1.3.1: Proportion of population covered by social protection floors/systems, by sex, distinguishing children, unemployed persons, older persons, persons with disabilities, pregnant women, newborns, work-injury victims and the poor and the vulnerable (Desk Review)	(Baseline)	-	N/A
	2022 (Milestone)	-	-
	2023 (Target)	-	-

OUTPUT INDICATOR AND RESULTS

OUTPUT JOR_D_2.1.1

OUTCOME STATEMENT	INDICATOR STATEMENT	YEAR	BMTS	REPORTED RESULT
Evidence based policy dialogue is facilitated on impact of investments on barriers to women's employment and participation in economic growth. Planned Budget: \$2.01 M 	Government-produced quantitative data and analysis on barriers to women's employment, including time use in the home	2016 (Baseline)	0	N/A
		2018 (Milestone)	-	0
		2019 (Milestone)	-	6
		2020 (Milestone)	-	8
		2021 (Milestone)	-	4
		2022 (Target)	5	0

Actual Budget and Shortfall:
\$72.26 K

Shortfall: \$1.94 M



Expenses:
\$259.95 K




INDICATOR STATEMENT	YEAR	BMTS	REPORTED RESULT
Number of partners that have increased capacities to promote/influence gender responsive legislation (CO, HQ)	2022 (Baseline)	0	N/A

INDICATOR STATEMENT	YEAR	BMTS	REPORTED RESULT
Number of partners that have increased capacities to advance gender equality and women's empowerment through national and/or local (multi) sectoral strategies, policies and/or action plans (CO, HQ)	2022 (Baseline)	0	N/A

INDICATOR STATEMENT	YEAR	BMTS	REPORTED RESULT
Number of institutions that have increased capacities to design and implement institutional reforms/strategies/policies that promote gender equality and women's empowerment (CO)	2022 (Baseline)	0	N/A

INDICATOR STATEMENT	YEAR	BMTS	REPORTED RESULT
Number of partners with capacities to integrate gender equality into fiscal laws/policies/standards (CO, RO, HQ)	(Baseline)	-	N/A
	2022 (Target)	-	7

OUTPUT JOR_D_2.1.3

OUTCOME STATEMENT	INDICATOR STATEMENT	YEAR	BMTS	REPORTED RESULT
<p>Women's economic empowerment in the Arab States region is enhanced through gender-responsive policy frameworks</p> <p>Planned Budget: \$2.87 M</p> 	# of public debates on the legislature on gender equality and employment	2018 (Baseline)	0	N/A
		2019 (Milestone)	-	2
		2020 (Milestone)	3	2
		2021 (Milestone)	3	1
		2022 (Target)	-	0

Actual Budget and Shortfall:
\$1.17 M

Shortfall: \$1.70 M



Expenses:
\$727.49 K





INDICATOR STATEMENT	YEAR	BMTS	REPORTED RESULT
number of companies engaging in promotion of GEWE through WEPs initiative	2018 (Baseline)	0	N/A
	2019 (Milestone)	-	-
	2020 (Milestone)	5	11
	2021 (Milestone)	5	74
	2022 (Target)	-	53

INDICATOR STATEMENT	YEAR	BMTS	REPORTED RESULT
Number of partners with capacities to integrate gender equality into fiscal laws/policies/standards (CO, RO, HQ)	(Baseline)	-	N/A
	2022 (Target)	-	6

INDICATOR STATEMENT	YEAR	BMTS	REPORTED RESULT
Number of tools introduced that support innovative financing and accountability, including related to digital financing, for gender equality (CO)	2022 (Baseline)	0	N/A

STRATEGIC NOTE OUTCOME PROGRESS NOTE

SHOWING DATA OF : 2022

More policies promoting access to decent work and social protection for vulnerable Jordanian women are implemented.

The outcome was not achieved; however the office made important progress. In the reporting year, some progress has been made promoting access to decent work. UN Women worked closely with the Ministry of Labor (MoL) and the Social Security Council (SSC) to develop gender responsive policy frameworks. The support provided by UN Women included support to conduct a gender reality assessment within both institutions to identify gender gaps. Based on the results of the assessment, an initial draft policy framework has been developed with MoL followed by consultations with relevant staff within the ministry. This has resulted in further revisions applied to the draft policy which is expected to be finalized in 2023. As for SSC, work on the gender responsive policy will commence in 2023 following the assessment findings.