

Country-Level Data for Cambodia country Outcome

XM-DAC-41146-KHM_D_3.2

OUTCOME KHM_D_3.2 [XM-DAC-41146-KHM_D_3.2](#)

Women, girls and LGBTIQ persons who experience violence are empowered to use available, accessible and quality essential services and recover from violence. [UN Women SP 2018–2021 Output 11]

OUTCOME DETAILS


SDG alignment




Impact areas

 Ending violence against women

Organizational outputs

 Positive social norms

 Access to services, goods and resources

Policy Marker

GENDER EQUALITY

Humanitarian Scope

Outcome Description

The outcome 3.2 concentrates on capacity development for service providers (justice, police, health and social affairs) to implement essential services, strengthen coordination and referral services, empowering women migrant workers to strengthen local women networks, and advocacy and campaign.

UN Partners

UNAIDS

 UNFPA

UNICEF

No

UN System Function

Advocacy, communications and social mobilization

Capacity development and technical assistance

RESOURCES

\$697.65 K

Planned Budget

\$469.78 K

Actual Budget

PLANNED BUDGET


ACTUAL BUDGET AND SHORTFALL


EXPENSES



Funding Partners

Other resources (Non-Core)/ Funding Partners:

 Multi-Partner Trust Fund Office  Japan \$86,414
\$307,052

 CowaterSogema International  Australia \$71,313
\$5,000

TOTAL OTHER RESOURCES (NON-CORE)
\$469,779

OUTCOME KHM_D_3.2

B – Baseline M – Milestones T – Target

OUTCOME STATEMENT	INDICATOR STATEMENT	YEAR	BMTS	REPORTED RESULT
Women, girls and LGBTIQ persons who experience violence are empowered to use available, accessible and quality essential services and recover from violence. [UN Women SP 2018-2021 Output 11]	Proportion of women age 15-49 who have ever experienced physical and sexual violence who seek services.	2015 (Baseline)	10	N/A
		2019 (Milestone)	-	0
		2020 (Milestone)	10%	0
		2021 (Milestone)	-	0
		2022 (Milestone)	10%	0
		2023 (Target)	10	54

INDICATOR STATEMENT	YEAR	BMTS	REPORTED RESULT
Extent of bias in gender equality attitudes and/or gender social norms among individuals (CO)	(Baseline)	-	N/A
	2022 (Target)	-	No

INDICATOR STATEMENT	YEAR	BMTS	REPORTED RESULT
Number of countries where there has been an increase in the number of women who access services after experiencing violence or discrimination (CO)	2010 (Baseline)	Yes	N/A
	2022 (Milestone)	-	TRUE
	2023 (Target)	Yes	TRUE

INDICATOR STATEMENT	YEAR	BMTS	REPORTED RESULT
Number of countries where multi-sectoral systems, strategies or programs are implemented to advance women's equal access to and use of services, goods and/resources, including social protection (CO)	2010 (Baseline)	Yes	N/A
	2022 (Milestone)	-	TRUE
	2023 (Target)	Yes	FALSE

INDICATOR STATEMENT	YEAR	BMTS	REPORTED RESULT
SP 4.11.1: Number of National Action Plans and Strategies to end violence against women that have a component that addresses social norms, attitudes, and behavior transformation, developed with UN-Women's support	2020 (Baseline)	yes	N/A
	2019 (Milestone)	-	TRUE
	2020 (Milestone)	-	TRUE
	2021 (Target)	no	FALSE

INDICATOR STATEMENT	YEAR	BMTS	REPORTED RESULT
SP 4.11.2a: Number of countries that have, with UN Women's support, (1) conducted community activities with women and men, boys and girls on gender equality and respectful relationships and (2) developed national informal or formal education curricula on gender and violence against women in primary and/or secondary schools.	2020 (Baseline)	yes	N/A
	2019 (Milestone)	-	FALSE
	2020 (Milestone)	-	FALSE
	2021 (Target)	Yes	NA

INDICATOR STATEMENT	YEAR	BMTS	REPORTED RESULT
SP 4.11.3: Number of countries supported by UN-Women to improve guidelines, protocols, standard operating procedures (in line with best practices) on the provision of quality services for victims and survivors	2020 (Baseline)	no	N/A
	2019 (Milestone)	-	TRUE
	2020 (Milestone)	-	TRUE
	2021 (Target)	yes	TRUE

INDICATOR STATEMENT	YEAR	BMTS	REPORTED RESULT
SP 4.11.4: Number of countries that provide information about women's rights to access quality essential services for victims and survivors of violence, with UN-Women's support	2020 (Baseline)	yes	N/A
	2019 (Milestone)	-	TRUE
	2020 (Milestone)	-	TRUE
	2021 (Target)	yes	TRUE

INDICATOR STATEMENT	YEAR	BMTS	REPORTED RESULT
SP 4.11.2b: Number of countries that have, with UN Women's support, (1) conducted community activities with women and men, boys and girls on gender equality and respectful relationships and (2) developed national informal or formal education curricula on gender and violence against women in primary and/or secondary schools.	2020 (Baseline)	yes	N/A
	2019 (Milestone)	-	FALSE
	2020 (Milestone)	-	NA
	2021 (Target)	yes	NA

INDICATOR STATEMENT	YEAR	BMTS	REPORTED RESULT
SP 4.11.6a: Number of countries that have, with UN Women's support, put in place measures to address gender-based violence (GBV) during the COVID-19 pandemic, which a) integrate violence prevention and response into COVID- 19 response plans, b), c), d), e)	2020 (Baseline)	No	N/A
	2020 (Milestone)	-	NA
	2021 (Target)	No	NA

INDICATOR STATEMENT	YEAR	BMTS	REPORTED RESULT
SP 4.11.6b: Number of countries that have, with UN Women's support, put in place measures to address gender-based violence (GBV) during the COVID-19 pandemic, which a) , b) raise awareness through advocacy and campaigns, with targeted messages to both women and men, c), d), e)	2020 (Baseline)	yes	N/A
	2020 (Milestone)	-	TRUE
	2021 (Target)	yes	NA

INDICATOR STATEMENT	YEAR	BMTS	REPORTED RESULT
SP 4.11.6c: Number of countries that have, with UN Women's support, put in place measures to address gender-based violence (GBV) during the COVID-19 pandemic, which a) , b) , c) provide options for women to report abuse and seek help without alerting perpetrators, d), e)	2020 (Baseline)	No	N/A
	2020 (Milestone)	-	FALSE
	2021 (Target)	No	TRUE

INDICATOR STATEMENT	YEAR	BMTS	REPORTED RESULT
SP 4.11.6d: Number of countries that have, with UN Women’s support, put in place measures to address gender-based violence (GBV) during the COVID-19 pandemic, which a) , b) , c), d) ensure continued functioning of shelters for victims of violence and expand their capacity, e)	2020 (Baseline)	No	N/A
	2020 (Milestone)	-	NA
	2021 (Target)	No	NA

INDICATOR STATEMENT	YEAR	BMTS	REPORTED RESULT
SP 4.11.6e: Number of countries that have, with UN Women's support, put in place measures to address gender-based violence (GBV) during the COVID-19 pandemic, which a) , b) , c), d), e) ensure women's access to justice through police and justice response to address impunity of perpetrators and protect women and their children	2020 (Baseline)	No	N/A
	2020 (Milestone)	-	NA
	2021 (Target)	No	NA

INDICATOR STATEMENT	YEAR	BMTS	REPORTED RESULT
SP 4.11.7. Number of women's organizations with increased capacities to respond to and mitigate the pandemic, fight against COVID-19 related gender-based violence, racism, xenophobia, stigma, and other forms of discrimination, prevent and remedy human rights abuses, and ensure longer-term recovery	2020 (Baseline)	2	N/A
	2020 (Milestone)	-	2
	2021 (Target)	2	2

OUTPUT INDICATOR AND RESULTS

OUTPUT KHM_D_3.2.1

OUTCOME STATEMENT

INDICATOR STATEMENT

YEAR

BMTS

REPORTED RESULT

GBV service providers (Health, Police, Justice, and Social Services) have capacity to deliver inclusive, quality and accessible essential services to survivors, including marginalised women and LGBTIQ persons.

Percentage of trained GBV service providers (Health, Police, Justice, and Social Services) with increased knowledge to deliver inclusive quality and accessible essential services to survivors, including marginalised women and LGBTIQ. [UN Women SP 2018-2021 Output 11.4]

2017 (Baseline)

35%

N/A

2019 (Milestone)

50%

75%

2020 (Milestone)

55%

65%

2021 (Milestone)

65%

84%

2022 (Milestone)

85%

92.5

2023 (Target)

65%

-

Planned Budget:

\$539.62 K

Actual Budget and Shortfall:

\$325.43 K

Shortfall: \$214.19 K

Expenses:

\$368.10 K

INDICATOR STATEMENT	YEAR	BMTS	REPORTED RESULT
Percentage of trained judiciary and police with strengthened capacity to deliver justice for survivors of GBV in the formal and informal justice systems. [UN Women SP 2018–2021 Output 11.4]	2017 (Baseline)	77%	N/A
	2019 (Milestone)	83%	75%
	2020 (Milestone)	90%	0
	2021 (Milestone)	25%	0
	2022 (Target)	25%	25

INDICATOR STATEMENT	YEAR	BMTS	REPORTED RESULT
Percentage of GBV survivors in target areas with increased knowledge of referral procedures and available services. [UN Women SP 2018-2021 Output 11.4]	2018 (Baseline)	0%	N/A
	2019 (Milestone)	20%	0
	2020 (Milestone)	20%	0
	2021 (Milestone)	40%	71%
	2022 (Target)	-	0

INDICATOR STATEMENT	YEAR	BMTS	REPORTED RESULT
Number of institutions with strengthened capacities to improve the provision of essential services, goods and/or resources for women (CO, RO, HQ)	(Baseline)	-	N/A
	2022 (Target)	-	3

INDICATOR STATEMENT	YEAR	BMTS	REPORTED RESULT
Number of countries supported to develop and/or implement guidelines, protocols and standard operating procedures to strengthen EVAWG services in line with the Essential Services Package (CO)	(Baseline)	-	N/A
	2022 (Target)	-	TRUE

OUTPUT KHM_D_3.2.2

OUTCOME STATEMENT	INDICATOR STATEMENT	YEAR	BMTS	REPORTED RESULT
Ministry of Women's Affairs (MOWA), Ministry of Labour and Vocational Training (MOLVT) and relevant line ministries effectively supports referral and coordination networks at national and sub-national level.	Number of national and sub-national working groups on multi-sectoral service response to GBV established and strengthened. [UN Women SP 2018-2021 Output 11.4]	2018 (Baseline)	7	N/A
		2019 (Milestone)	2	7
		2020 (Milestone)	4	9
		2021 (Milestone)	9	9
		2022 (Target)	9	9

Planned Budget:
\$249.75 K

Actual Budget and Shortfall:
\$62.22 K

Shortfall: \$187.53 K



Expenses:
\$45.74 K



INDICATOR STATEMENT	YEAR	BMTS	REPORTED RESULT
Percentage of sub-national working group members on multi-sectoral service response to GBV reporting an increased understanding on service coordination, referral, case management and documenting VAW administrative data. [UN Women SP 2018-2021 Output 11.4]	2018 (Baseline)	0%	N/A
	2019 (Milestone)	70%	97%
	2020 (Milestone)	80%	85%
	2021 (Milestone)	70%	96%
	2022 (Target)	-	0

INDICATOR STATEMENT	YEAR	BMTS	REPORTED RESULT
(Inactivate) Increased percentage of GBV cases managed multi-sectorally according to Case Management Guidelines [UN Women SP 2018-2021 Output 11.4]	2020 (Baseline)	20%	N/A
	2019 (Milestone)	10%	14%
	2020 (Milestone)	20%	19.30%
	2021 (Milestone)	30%	96%
	2022 (Target)	-	0

INDICATOR STATEMENT	YEAR	BMTS	REPORTED RESULT
Percentage of GBV group members with capacity to manage cases multi-sectorally according to minimum service standard	2021 (Baseline)	0%	N/A
	2022 (Target)	10%	25

INDICATOR STATEMENT	YEAR	BMTS	REPORTED RESULT
Number of institutions with strengthened capacities to improve the provision of essential services, goods and/or resources for women (CO, RO, HQ)	(Baseline)	-	N/A
	2022 (Target)	-	3

INDICATOR STATEMENT	YEAR	BMTS	REPORTED RESULT
Number of countries supported to develop and/or implement guidelines, protocols and standard operating procedures to strengthen EVAWG services in line with the Essential Services Package (CO)	(Baseline)	-	N/A
	2022 (Target)	-	TRUE

OUTPUT KHM_D_3.2.3

OUTCOME STATEMENT	INDICATOR STATEMENT	YEAR	BMTS	REPORTED RESULT
Frontline service providers (health, social, and criminal justice), community based women peer networks and young gender advocates have capacity to implement and monitor policies and programmes in order to prevent and respond to GBV against women migrant workers through evidence-based practice.	Number of women migrants who access support services (Health, Police, Justice, and Social Services) for survivors of violence and trafficking. [UN Women SP 2018-2021 Output 11.4]	2018 (Baseline)	0	N/A
		2019 (Milestone)	100	0
		2020 (Milestone)	300	5
		2021 (Milestone)	100	11
		2022 (Milestone)	100	11
		2023 (Target)	250	175

Planned Budget:
\$1.84 M

Actual Budget and Shortfall:

\$1.36 M

Shortfall: \$477.67 K



Expenses:
\$1.31 M



INDICATOR STATEMENT	YEAR	BMTS	REPORTED RESULT
# of laws and policies adopted or amended with UN Women inputs on rights-based and survivor-centred approaches.	2018 (Baseline)	0	N/A
	2019 (Milestone)	1	0
	2020 (Milestone)	1	0
	2021 (Milestone)	1	0
	2022 (Milestone)	0	0
	2023 (Target)	0	0

INDICATOR STATEMENT	YEAR	BMTS	REPORTED RESULT
# of countries with dedicated national strategies/action plans on eliminating VAW, which include women migrants.	2018 (Baseline)	0	N/A
	2019 (Milestone)	0	-
	2020 (Milestone)	1	1
	2021 (Milestone)	1	0
	2022 (Target)	0	0

INDICATOR STATEMENT	YEAR	BMTS	REPORTED RESULT
# of information systems strengthened for women migrants who access support services (health, welfare, police, justice) for survivors of violence and trafficking.	2018 (Baseline)	0	N/A
	2019 (Milestone)	0	-
	2020 (Milestone)	1	0
	2021 (Milestone)	1	1
	2022 (Milestone)	2	1
	2023 (Target)	1	1

INDICATOR STATEMENT	YEAR	BMTS	REPORTED RESULT
# of referral mechanisms for follow-up services for women migrants by front-line service providers.	2018 (Baseline)	0	N/A
	2019 (Milestone)	0	-
	2020 (Milestone)	1	0
	2021 (Milestone)	1	1
	2022 (Target)	2	1

INDICATOR STATEMENT	YEAR	BMTS	REPORTED RESULT
# of users of community-based and women-led networks supported by UN Women active in preventing VAW and trafficking	2018 (Baseline)	0	N/A
	2019 (Milestone)	30	-
	2020 (Milestone)	90	672
	2021 (Milestone)	100	654
	2022 (Target)	50	232

INDICATOR STATEMENT	YEAR	BMTS	REPORTED RESULT
Spotlight-Number of women migrants who are provided with information by networks.	2018 (Baseline)	0	N/A
	2019 (Milestone)	200	-
	2020 (Milestone)	450	403
	2021 (Milestone)	400	1897
	2022 (Milestone)	500	1704
	2023 (Target)	1200	992

INDICATOR STATEMENT	YEAR	BMTS	REPORTED RESULT
# of women migrants who receive assistance from front-line service providers	2018 (Baseline)	0	N/A
	2019 (Milestone)	100	-
	2020 (Milestone)	300	25
	2021 (Milestone)	145	105
	2022 (Milestone)	50	11
	2023 (Target)	50	17

INDICATOR STATEMENT	YEAR	BMTS	REPORTED RESULT
Spotlight- of front-line service providers trained to handle women's protection/trafficking issues in a coordinated manner	2020 (Baseline)	100	N/A
	2019 (Milestone)	30	-
	2020 (Milestone)	60	102
	2021 (Milestone)	0	88
	2022 (Milestone)	98	111
	2023 (Target)	25	47

INDICATOR STATEMENT	YEAR	BMTS	REPORTED RESULT
# of joint task forces (linking, for example, criminal justice, labour, immigration and VAW) established on women's protection/trafficking.	2018 (Baseline)	0	N/A
	2019 (Milestone)	2	-
	2020 (Milestone)	2	0
	2021 (Milestone)	2	0
	2022 (Milestone)	0	0
	2023 (Target)	0	0

INDICATOR STATEMENT	YEAR	BMTS	REPORTED RESULT
Spotlight-Number of research studies and knowledge materials produced focusing on safe and fair labour migration, and violence against migrant women	2020 (Baseline)	2	N/A
	2019 (Milestone)	2	-
	2020 (Milestone)	2	3
	2021 (Milestone)	2	1
	2022 (Milestone)	2	1
	2023 (Target)	1	4

INDICATOR STATEMENT	YEAR	BMTS	REPORTED RESULT
# of ASEAN countries collecting data on violence against migrant women (administrative or prevalence data)	2018 (Baseline)	0	N/A
	2019 (Milestone)	0	-
	2020 (Milestone)	0	0
	2021 (Milestone)	0	0
	2022 (Milestone)	0	0
	2023 (Target)	0	0

INDICATOR STATEMENT	YEAR	BMTS	REPORTED RESULT
Spotlight-Number of persons reached through campaigns to address VAW, trafficking and gender based discrimination of women migrant workers.	2020 (Baseline)	5000	N/A
	2019 (Milestone)	2000	-
	2020 (Milestone)	2000	141190
	2021 (Milestone)	5000	72547
	2022 (Milestone)	2000	540175
	2023 (Target)	20000	20000

INDICATOR STATEMENT	YEAR	BMTS	REPORTED RESULT
Number of women beneficiaries who reported benefit from GBV protection and prevention services	2022 (Baseline)	200	N/A
	2022 (Milestone)	-	166
	2023 (Target)	500	777

INDICATOR STATEMENT	YEAR	BMTS	REPORTED RESULT
Number of women beneficiaries in JLO project target communities who reported benefit from life-saving information and resources.	2022 (Baseline)	200	N/A
	2023 (Target)	600	876

INDICATOR STATEMENT	YEAR	BMTS	REPORTED RESULT
Number of countries with a process to design and implement VAW prevention strategies, or with VAW prevention interventions based on global norms and standards (CO)	(Baseline)	-	N/A
	2022 (Milestone)	-	TRUE
	2023 (Target)	Yes	TRUE

INDICATOR STATEMENT	YEAR	BMTS	REPORTED RESULT
Number of institutions with strengthened capacities to improve the provision of essential services, goods and/or resources for women (CO, RO, HQ)	(Baseline)	-	N/A
	2022 (Milestone)	-	3
	2023 (Target)	3	3

INDICATOR STATEMENT	YEAR	BMTS	REPORTED RESULT
Number of countries supported to develop and/or implement guidelines, protocols and standard operating procedures to strengthen EAWG services in line with the Essential Services Package (CO)	2019 (Baseline)	Yes	N/A
	2022 (Milestone)	-	TRUE
	2023 (Target)	Yes	TRUE

INDICATOR STATEMENT	YEAR	BMTS	REPORTED RESULT
Number of people who have access to justice and the proportion of whom are women (CO, HQ)	2021 (Baseline)	671	N/A
	2022 (Milestone)	-	0
	2023 (Target)	738	0

STRATEGIC NOTE OUTCOME PROGRESS NOTE

SHOWING DATA OF : **2022**

Women, girls and LGBTIQ persons who experience violence are empowered to use available, accessible and quality essential services and recover from violence. [UN Women SP 2018-2021 Output 11]

During the reporting year, UN Women made significant achievements for this outcome. Women migrant returnees, potential women migrant workers and their family members now have greater access to reliable information related to migration that is relevant, more accessible, and more convenient through the My Journey Mobile App which has been downloaded onto 1,799 devices. In addition, with UN Women's support community led women's networks in target areas have demonstrated an increase in confidence and soft skills (i.e., community mobilisation, organisation and facilitation of community awareness raising events and communication for positive interaction) that are seen as an asset to sustain some of the network activities and grassroots movement for women supporting women migrant workers. According to narrative progress reports, participants attending the community women led network activities, awareness campaign and using My Journey Mobile App have improved knowledge on risks to violence against women and its consequences, service information, safe migration practices, contributions of women migrant workers for family livelihoods and the communities, the positive migration experiences of women, and COVID-19 risk mitigation as well. They would be able to tell where and how to seek for help if gender-based violence reported, key documents needed for working overseas and key measures for preventing COVID-19 infection. Women also have improved access to information, referral to essential services and COVID-19 life-saving information as well as resources. UN Women's support to the Helplines of the Ministry of Women's (MoWA) and the Child Helpline Cambodia (CHC) has contributed to improve access to services for women survivors, including women migrant workers. In 2022, 150 out of 152 cases reported via the MoWA and CHC Helpline are gender-based violence (GBV). Ten out of GBV reported cases are related to women migrant workers. This indicates helplines are relevant and accessible services that has encouraged women and their family members report and seek for services. MOWA has also recognised UN Women's support to strengthening the capacity of government service providers and upgrading helplines which has contributed to enhancing delivering coordinated quality services for ending violence against women migrant workers. UN Women made strong progress in supporting the Ministry of Women's Affairs to strengthen the coordination and functioning of multi-sectoral gender-based violence coordination groups both at the national and sub-national levels. At the national level, regular meeting of Technical Working Group on Gender-

Gender Based Violence (TWGG-GBV) have maintained. This serves as a significant national platform to monitor and follow up the implementation of the 3rd National Action Plan to Prevent Violence against Women (NAPVAW) by line ministries and Civil Society Organisation members. UN Women has collaborated with UNFPA contributed significantly to strengthening the capacity of Forensic Committees for Sexual Violence on the updated Forensic Medicine Protocol/Form on sexual violence from three target provinces of UN Women and eight target provinces of UNFPA. Strengthened national coordination together with joint work between UN Women and UNFPA seems to contribute to strengthening coordinated services. As such, from January to June 2022, 218 rape cases were reported to health services and 133 forensic examinations for rape/sexual violence cases were conducted and reports sent to the courts. At the sub-national levels, nine Gender Based Violence Working Groups were strengthened through quality meetings to follow up and monitor reported GBV cases in UN Women's target provinces. It was observed that there is an increase of collaborative coordination among chairs, secretariats, and members of the GBV Working Groups on the GBV case reporting. There was a request to the Ministry of Women's Affairs to provide a simplified reporting template for the members to record the case for quarterly reporting. The GBV Working Group meeting a space for each member to share challenges and seek alternative solutions from their line supervision at the provincial and district levels in dealing cases that were viewed as beyond their capacity or roles. Another significant progress made during this reporting year is the kick-off for the final evaluation of the 3rd NAPVAW. UN Women has made strong progress in providing technical expertise for the Ministry of Women's Affairs to conduct the evaluation of the 3rd National Action Plan to Prevent Violence against Women. The purpose of the evaluation was to collect information and evidence from key stakeholders including women survivors and marginalized groups of women, CSOs, development partners, and government agencies on the successes and challenges when implementing the 3rd NAPVAW against its targets and strategies in the results framework, and to provide recommendations for the 4th NAPVAW. UN Women has ensured that participatory approaches are applied, and the evaluation follows UN Women's evaluation policy and principles. By December 2022, the evaluation team had met with/interviewed a total of 28 persons from 13 different organisations from December 8 to 27 including team members from The Australia-Cambodia Cooperation for Equitable Sustainable Services (ACCESS), UNFPA, Bar Association of Kingdom of Cambodia (AKC) and Expert on Gender Based Violence, and 9 relevant Non-Governmental Organisations. The consultant team plans to conduct the interviews with national and sub-national stakeholders in January and the preliminary findings will be consolidated in the next quarter. Based on results observed above, the original strategy and Theory of Change for this outcome remain strongly applicable. The joint work between UN Women and UNFPA to strengthen forensic service with gender lens is seen as an effective approach in delivering minimum services for survivors of gender-based violence. Further, national, and sub-national coordination has continued to play a significant role to bring relevant line ministries to be accountable for the implementation of the National Action Plan to Prevent Violence Against Women (NAPVAW). Community women led networks are the important actors to expand access to information and provide immediate support for their members. At the same time, the networks seem to sustain when new skills and knowledge obtained from UN Women's support are utilised for information dissemination and grassroots advocacy.