

Country-Level Data for Americas & the Caribbean RO

country Outcome XM-DAC-41146-LAC_O_2

OUTCOME LAC_O_2 [XM-DAC-41146-LAC_O_2](#)

High-end thematic advisory services and technical assistance to country teams are delivered for more effective programmes

OUTCOME DETAILS

SDG alignment



Outcome Description

High-end thematic advisory services and technical assistance to country teams are delivered for more effective programmes

Impact areas



Products, services and processes

Organizational outputs

Policy Marker

GENDER EQUALITY

Humanitarian Scope

No

UN System Function

Advocacy, communications and social mobilization

Capacity development and technical assistance

Integrated policy advice and thought leadership

RESOURCES

\$3.31 M

Planned Budget

\$554.22 K

Actual Budget

PLANNED BUDGET


ACTUAL BUDGET AND SHORTFALL

EXPENSES





Funding Partners

Regular resources (Core):


 UN Women
\$262,542

Other resources (Non-Core)/ Funding Partners:

 Multi-Partner Trust Fund Office
\$184,851

 Intendencia de Montevideo,
Uruguay \$24,917

 European Commission \$40,939

 City Government of Canelones,
Uruguay (Gobierno de
Canelones) \$40,971

TOTAL OTHER RESOURCES (NON-CORE)

\$291,678

OUTCOME LAC_O_2

B - Baseline M - Milestones T - Target

OUTCOME STATEMENT	INDICATOR STATEMENT	YEAR	BMTS	REPORTED RESULT
High-end thematic advisory services and technical assistance to country teams are delivered for more effective programmes	SP O_3.1: Number of initiatives implemented in partnership with the private sector to scale up innovations that address the challenges faced by women and girls (Not for country reporting)	(Baseline)	-	N/A
		2019 (Milestone)	-	-
		2020 (Milestone)	-	-
		2021 (Target)	-	-

INDICATOR STATEMENT	YEAR	BMTS	REPORTED RESULT
SP O_3.2: Number of UN-Women offices and units that pilot or scale up digital innovations (Not for country reporting)	(Baseline)	-	N/A
	2019 (Milestone)	-	-
	2020 (Milestone)	-	-
	2021 (Target)	-	-

INDICATOR STATEMENT	YEAR	BMTS	REPORTED RESULT
SP O_3.3: Percentage of UN-Women field offices indicating that UN-Women has undertaken activities in the country to support south-south, north-south or triangular cooperation (Derived from QCPR indicator 43d) (Similar to UNICEF)	2020 (Baseline)	1	N/A
	2019 (Milestone)	-	75
	2020 (Milestone)	-	1
	2021 (Target)	1	1

INDICATOR STATEMENT	YEAR	BMTS	REPORTED RESULT
SP O_3.4: Number of countries that have a UN-Women-led national gender equality profile based on gender data sets available, disaggregated by relevant characteristics	2020 (Baseline)	4	N/A
	2019 (Milestone)	-	25
	2020 (Milestone)	-	1
	2021 (Target)	4	0

INDICATOR STATEMENT	YEAR	BMTS	REPORTED RESULT
SP O_3.5: Number of participants trained on gender-equality related topics via the Training Centre, disaggregated by sex and type of organization (Not for country reporting)	(Baseline)	-	N/A
	2019 (Milestone)	-	-
	2020 (Milestone)	-	-
	2021 (Target)	-	-

INDICATOR STATEMENT	YEAR	BMTS	REPORTED RESULT
SP O_3.6: Number of thematic communities of practice with systems for capturing, storing and sharing knowledge	2020 (Baseline)	10	N/A
	2019 (Milestone)	-	4
	2020 (Milestone)	-	14
	2021 (Target)	5	3

INDICATOR STATEMENT	YEAR	BMTS	REPORTED RESULT
SP O_3.7: a. Number of citations of UN-Women's global reports (Progress of the World 's Women, World Survey on the Role of Women in Development, SDGs and Gender Report) (Not for country reporting)	(Baseline)	-	N/A
	2019 (Milestone)	-	-
	2020 (Milestone)	-	-
	2021 (Target)	-	-

INDICATOR STATEMENT	YEAR	BMTS	REPORTED RESULT
SP O_3.7: b. Number of downloads of UN-Women's knowledge products (Not for country reporting)	(Baseline)	-	N/A
	2019 (Milestone)	-	-
	2020 (Milestone)	-	-
	2021 (Target)	-	-

INDICATOR STATEMENT	YEAR	BMTS	REPORTED RESULT
SP O_3.8: Percentage of Strategic Notes and Annual Reports that meet quality standards in results-based management (Not for country reporting)	(Baseline)	-	N/A
	2019 (Milestone)	-	85%
	2020 (Milestone)	-	-
	2021 (Target)	-	-

INDICATOR STATEMENT	YEAR	BMTS	REPORTED RESULT
SP O_3.9: Percentage of programme staff trained on results based management (Not for country reporting)	(Baseline)	-	N/A
	2019 (Milestone)	-	-
	2020 (Milestone)	-	-
	2021 (Target)	-	-

INDICATOR STATEMENT	YEAR	BMTS	REPORTED RESULT
SP O_3.10: Percentage of planned evaluations being conducted (Similar to UNICEF and UNFPA) (Not for country reporting)	(Baseline)	-	N/A
	2019 (Milestone)	-	-
	2020 (Milestone)	-	-
	2021 (Target)	-	-

INDICATOR STATEMENT	YEAR	BMTS	REPORTED RESULT
SP O_3.1i: Percentage of evaluations rated "good and above" (Similar to UNICEF and UNFPA) (Not for country reporting)	(Baseline)	-	N/A
	2019 (Milestone)	-	-
	2020 (Milestone)	-	-
	2021 (Target)	-	-

INDICATOR STATEMENT	YEAR	BMTS	REPORTED RESULT
Percentage of evaluations rated "good and above" (Desk Review)	(Baseline)	-	N/A
	2022 (Target)	-	-

OUTPUT INDICATOR AND RESULTS

OUTPUT LAC_O_2.1

OUTCOME STATEMENT	INDICATOR STATEMENT	YEAR	BMTS	REPORTED RESULT
Results based management and evaluation capacities are strengthened and all teams in the region integrate its principles Planned Budget: \$646.40 K	% of CO Strategic Notes and Annual reports that meet high quality standards in RBM	2018 (Baseline)	80	N/A
		2019 (Milestone)	90	85
		2020 (Milestone)	90	85%
		2021 (Milestone)	100	88.50%
		2022 (Target)	100	88.5

Actual Budget and Shortfall:

\$484.60 K

Shortfall: \$161.80 K

Expenses:

\$288.61 K

INDICATOR STATEMENT	YEAR	BMTS	REPORTED RESULT
% of countries that effectively monitor progress towards achievement of their targets on a quarterly basis	2015 (Baseline)	90	N/A

INDICATOR STATEMENT	YEAR	BMTS	REPORTED RESULT
Percentage of programme staff trained on results based management (trainings) as a result of ACRO's technical support.	2017 (Baseline)	60	N/A
	2019 (Milestone)	70	60
	2020 (Milestone)	70	60%
	2021 (Milestone)	70	16%
	2022 (Target)	70	17.7

INDICATOR STATEMENT	YEAR	BMTS	REPORTED RESULT
Percentage of regional and field level evaluations rated "satisfactory and above".	2016 (Baseline)	100	N/A
	2019 (Milestone)	100	86
	2020 (Milestone)	100	100%
	2021 (Milestone)	100	100
	2022 (Target)	100	100

INDICATOR STATEMENT	YEAR	BMTS	REPORTED RESULT
Percentage of planned evaluations being conducted.	2016 (Baseline)	80	N/A
	2019 (Milestone)	80	74
	2020 (Milestone)	80	100%
	2021 (Milestone)	85	87
	2022 (Target)	85	100

INDICATOR STATEMENT	YEAR	BMTS	REPORTED RESULT
Number of National M&E Systems that strengthen inclusion of GEEW as a result of UNW's technical assistance	2017 (Baseline)	5	N/A
	2019 (Milestone)	2	1
	2020 (Milestone)	2	1
	2021 (Milestone)	4	4
	2022 (Target)	4	4

OUTPUT LAC_O_2.3

OUTCOME STATEMENT	INDICATOR STATEMENT	YEAR	BMTS	REPORTED RESULT
Enhanced knowledge management and innovation for programmatic excellence Planned Budget: \$674.03 K	% of programme budget earmarked for evaluation	2015 (Baseline)	1.1	N/A
		2019 (Milestone)	1	1
		2020 (Milestone)	1	4
		2021 (Milestone)	3	3
		2022 (Target)	3	6

Actual Budget and Shortfall:
\$787.59 K

Shortfall: \$0.00

Expenses:
\$507.08 K



INDICATOR STATEMENT	YEAR	BMTS	REPORTED RESULT
% of evaluations completed have a management response within 6 weeks	2015 (Baseline)	100	N/A
	2019 (Milestone)	1	1
	2020 (Milestone)	1	15
	2021 (Milestone)	3	13
	2022 (Target)	3	11

INDICATOR STATEMENT	YEAR	BMTS	REPORTED RESULT
Number of regional evaluations completed during the SN period	2015 (Baseline)	1	N/A
	2019 (Milestone)	1	4
	2020 (Milestone)	3	12
	2021 (Milestone)	4	14
	2022 (Target)	4	15

INDICATOR STATEMENT	YEAR	BMTS	REPORTED RESULT
Regional knowledge strategy disseminated and implementation started	2017 (Baseline)	NO	N/A
	2019 (Milestone)	2017 downloads + 10%	8
	2020 (Milestone)	2019 downloads + 10%	10%
	2021 (Milestone)	2020 downloads + 10%	10.40%
	2022 (Target)	2021 downloads + 10%	100

INDICATOR STATEMENT	YEAR	BMTS	REPORTED RESULT
Percentage of country offices that rate the thematic advisory services and technical assistance from ACRO, on yearly basis, satisfactory or above.	2018 (Baseline)	TBC	N/A
	2019 (Milestone)	70	73
	2020 (Milestone)	70	67%
	2021 (Milestone)	70	70
	2022 (Target)	70	-

INDICATOR STATEMENT	YEAR	BMTS	REPORTED RESULT
Percentage of PPOs that rate the thematic advisory services and technical assistance from ACRO, on yearly basis, satisfactory or above.	2018 (Baseline)	TBC	N/A
	2019 (Milestone)	80	75
	2020 (Milestone)	80	67%
	2021 (Milestone)	80	70
	2022 (Target)	80	0

INDICATOR STATEMENT	YEAR	BMTS	REPORTED RESULT
Number of country offices that undertake public policy costing at Government's request in one of the thematic areas prioritized by the LAC action model for efficiency and sustainability	2018 (Baseline)	1	N/A
	2019 (Milestone)	2	0
	2021 (Target)	6	-

INDICATOR STATEMENT	YEAR	BMTS	REPORTED RESULT
UNW LAC knowledge management platform (internal and external) established in line with corporate KM strategy	2018 (Baseline)	NO	N/A
	2019 (Milestone)	YES internal established in sharepoint	TRUE
	2020 (Milestone)	YES internal and external platform set up and functioning	TRUE
	2021 (Milestone)	YES internal and external platform set up and functioning	TRUE
	2022 (Target)	YES internal and external platform set up and functioning	TRUE

INDICATOR STATEMENT	YEAR	BMTS	REPORTED RESULT
UNW LAC knowledge management platform (internal and external) established in line with corporate KM strategy	2018 (Baseline)	NO	N/A
	2019 (Milestone)	YES Internal platform set up in sharepoint	TRUE
	2020 (Milestone)	YES internal and external platform set up and updated	TRUE
	2021 (Milestone)	YES internal and external platform set up and update	TRUE
	2022 (Target)	YES internal and external platform set up and updated	TRUE

INDICATOR STATEMENT	YEAR	BMTS	REPORTED RESULT
Number of women involved and using the leadership training webinar series in LAC	2018 (Baseline)	0	N/A
	2019 (Milestone)	500	1972
	2020 (Milestone)	1000	-
	2021 (Target)	1500	-

OUTPUT LAC_O_2.5

OUTCOME STATEMENT	INDICATOR STATEMENT	YEAR	BMTS	REPORTED RESULT
More effective programmes related to women leadership and participation in governance systems are implemented by field offices	Number of countries in LAC that take legal and policy actions to implement the normative framework towards Parity Democracy with ACRO's support	2018 (Baseline)	4	N/A
		2019 (Milestone)	2	0
		2020 (Milestone)	2	2
		2021 (Milestone)	2	-

Planned Budget:
\$811.86 K

Actual Budget and Shortfall:
\$471.44 K

Shortfall: \$340.42 K

Expenses:
\$442.07 K

INDICATOR STATEMENT	YEAR	BMTS	REPORTED RESULT
Number of countries that receive technical assistance from ACRO for the implementation of the regional ATENEA joint project to accelerate women's political participation with UNDP	2017 (Baseline)	8	N/A
	2019 (Milestone)	-	4
	2020 (Milestone)	2	8
	2021 (Milestone)	5	12
	2022 (Target)	14	12

INDICATOR STATEMENT	YEAR	BMTS	REPORTED RESULT
Number of regional political/parliamentary fora sensitized about the Normative Framework on Parity Democracy with ACRO's support	2018 (Baseline)	1	N/A
	2019 (Milestone)	1	2
	2020 (Milestone)	8	10
	2021 (Milestone)	9	11
	2022 (Target)	8	7

INDICATOR STATEMENT	YEAR	BMTS	REPORTED RESULT
Number of countries that count with studies on Parity Democracy at local level with ACRO's technical assistance	2017 (Baseline)	0	N/A
	2019 (Milestone)	-	1
	2020 (Milestone)	4	4
	2021 (Milestone)	5	4
	2022 (Target)	4	4

INDICATOR STATEMENT	YEAR	BMTS	REPORTED RESULT
Number of initiatives developed and/or being implemented to monitor and prevent violence against women in politics, with ACRO's support.	2017 (Baseline)	1	N/A
	2019 (Milestone)	2	13
	2020 (Milestone)	1000	125
	2021 (Target)	2	-

INDICATOR STATEMENT	YEAR	BMTS	REPORTED RESULT
Number of country offices that receive, on annual basis, support by ACRO on gender statistics for evidence-based decision making and gender-responsive SDG implementation.	2018 (Baseline)	2	N/A
	2020 (Target)	2	7

INDICATOR STATEMENT	YEAR	BMTS	REPORTED RESULT
Number of south-south cooperation opportunities promoted by ACRO in the region to promote SDGs' implementation, monitoring and reporting	2018 (Baseline)	0	N/A
	2020 (Milestone)	2	8
	2021 (Target)	2	-

OUTPUT LAC_O_2.6

OUTCOME STATEMENT	INDICATOR STATEMENT	YEAR	BMTS	REPORTED RESULT
More effective programmes to enhance women's income security, decent work and economic autonomy are implemented by field offices	Number of national and regional debates about gender responsive economic policies plans and budgets, decent work, social protection and care economy from a gender equality perspective carried out with ACRO's support	2017 (Baseline)	2	N/A
		2019 (Milestone)	2	23
		2020 (Milestone)	3	48
		2021 (Milestone)	3	30
		2022 (Target)	3	47

Planned Budget:
\$329.69 K

Actual Budget and Shortfall:
\$362.99 K

Shortfall: \$0.00

Expenses:
\$338.46 K

INDICATOR STATEMENT	YEAR	BMTS	REPORTED RESULT
Number of policy makers, civil society and business leaders as well as public and private institutions engaged in the promotion of women's economic empowerment with the support of ACRO	2017 (Baseline)	0	N/A
	2019 (Milestone)	30	
	2020 (Milestone)	30	35
	2021 (Milestone)	40	1094
	2022 (Target)	40	885

INDICATOR STATEMENT	YEAR	BMTS	REPORTED RESULT
Number of legislative measures, programmes and policy interventions to enhance women's income security, decent work and economic autonomy supported by UNW field offices with ACRO's technical assistance	2017 (Baseline)	2	N/A
	2019 (Milestone)	2	11
	2020 (Milestone)	2	13
	2021 (Milestone)	3	14
	2022 (Target)	3	14

INDICATOR STATEMENT	YEAR	BMTS	REPORTED RESULT
Number of knowledge products and policy papers produced on gender responsive economic policies plans and budgets, decent work, social protection and care economy from a gender equality perspective that are uploaded on the UNW KM platform (internal and external)	2017 (Baseline)	8	N/A
	2019 (Milestone)	2	4
	2020 (Milestone)	3	24
	2021 (Milestone)	3	5
	2022 (Target)	3	17

INDICATOR STATEMENT	YEAR	BMTS	REPORTED RESULT
Number of shared content (tweets, posts, images, video, statements, media mentions, etc) in social media in Facebook, Twitter, Instagram (saved) and LinkedIn	2022 (Baseline)	89K	N/A

OUTPUT LAC_O_2.7

OUTCOME STATEMENT	INDICATOR STATEMENT	YEAR	BMTS	REPORTED RESULT
More effective programmes aiming at eliminating all forms of violence against women and girls are implemented by field offices	Number of countries that scale up or start new programming related to child marriage and early unions, safe cities, and girls' empowerment through sports with ACRO's technical assistance	2018 (Baseline)	6	N/A
		2019 (Milestone)	2	0
		2020 (Milestone)	2	1
		2021 (Milestone)	2	1
		2022 (Target)	2	0

Planned Budget:
\$300.00 K

Actual Budget and Shortfall:
\$405.89 K

Shortfall: \$0.00

Expenses:
\$330.43 K

INDICATOR STATEMENT	YEAR	BMTS	REPORTED RESULT
Number of knowledge products and policy papers produced with ACRO's technical assistance on EAW programming related to child marriage and early unions, safe cities and girls' empowerment through sports that are uploaded on the UNW KM platform (internal and external)	2018 (Baseline)	1	N/A
	2019 (Milestone)	1	0
	2020 (Milestone)	1	6
	2021 (Milestone)	1	1
	2022 (Target)	2	2

OUTPUT LAC_O_2.8

OUTCOME STATEMENT	INDICATOR STATEMENT	YEAR	BMTS	REPORTED RESULT
More effective programmes increase women's influence in sustaining peace and preventing conflicts by field offices	Number of COs/PPs supported by ACRO that have increased their programmatic portfolio on peacebuilding and sustaining peace.	2018 (Baseline)	3	N/A
		2019 (Milestone)	3	5
		2020 (Milestone)	3	7
		2021 (Milestone)	3	6
		2022 (Target)	5	5

Planned Budget:
\$412.32 K

Actual Budget and Shortfall:
\$367.23 K

Shortfall: \$45.09 K

Expenses:

\$288.36 K



INDICATOR STATEMENT	YEAR	BMTS	REPORTED RESULT
Number of civil society organizations, networks and women leaders directly supported by ACRO to influence peace processes, participate in political or social dialogues or deal with the effect of organized crime and mixed migration flows	2017 (Baseline)	0	N/A
	2019 (Milestone)	2	20
	2020 (Milestone)	2	30
	2021 (Milestone)	3	3
	2022 (Target)	10	3

INDICATOR STATEMENT	YEAR	BMTS	REPORTED RESULT
Roll out and implementation of the Protocole for the protection of human rights defenders (La Esperanza)	2018 (Baseline)	NO	N/A
	2019 (Milestone)	YES Roll out	FALSE
	2020 (Milestone)	YES and implementation in one country	TRUE
	2021 (Milestone)	YES and implementation in a second country	TRUE
	2022 (Target)	YES and implementation	TRUE

OUTPUT LAC_O_2.9

OUTCOME STATEMENT	INDICATOR STATEMENT	YEAR	BMTS	REPORTED RESULT
More effective programmes on in gender inequality of risk and in women's leadership, empowerment, access and protection in crisis response are implemented by UNW offices in LAC	Number of strategies, guidance and tools developed by ACRO to support programmatic growth on GIR and humanitarian response in UNW country offices that are uploaded on the UNW KM platform (internal and external)	2018 (Baseline)	1	N/A
		2019 (Milestone)	1	2
		2020 (Milestone)	1	4
		2021 (Milestone)	1	2
		2022 (Target)	5	5

Planned Budget:
\$391.79 K

Actual Budget and Shortfall:
\$448.64 K

Shortfall: \$0.00



INDICATOR STATEMENT	YEAR	BMTS	REPORTED RESULT
---------------------	------	------	-----------------

Expenses:
\$449.48 K



Number of countries supported by ACRO having undertaken gender-sensitive disaster risk assessments, using sex-disaggregated data

2017 (Baseline)	0	N/A
2019 (Milestone)	1	1
2020 (Milestone)	1	2
2021 (Milestone)	1	1
2022 (Target)	3	1

OUTPUT LAC_O_2.10

OUTCOME STATEMENT	INDICATOR STATEMENT	YEAR	BMTS	REPORTED RESULT
-------------------	---------------------	------	------	-----------------

Cooperation agreement with the Government of Panama and implementation of the UNSDCF supported.

Panama's COVID-19 analysis and recovery plan on the economic impact on women prepared.

2021 (Baseline)	No	N/A
2021 (Milestone)	Yes	TRUE
2022 (Target)	Yes	TRUE

Planned Budget:
\$477.78 K



Actual Budget and Shortfall:
\$387.29 K

Shortfall: \$90.49 K



Expenses:

\$315.99 K



INDICATOR STATEMENT	YEAR	BMTS	REPORTED RESULT
Panama's online system of gender statistics operating from a digital platform and accessible to users	2021 (Baseline)	No	N/A
	2021 (Milestone)	Yes	TRUE
	2022 (Target)	yes	TRUE

INDICATOR STATEMENT	YEAR	BMTS	REPORTED RESULT
Mapping and costing of the comprehensive care system in Panama developed	2021 (Baseline)	No	N/A
	2021 (Milestone)	Yes	TRUE
	2022 (Target)	Yes	TRUE

OUTPUT LAC_O_2.11

OUTCOME STATEMENT	INDICATOR STATEMENT	YEAR	BMTS	REPORTED RESULT
Contribution to key gender equality and women-empowerment related outcomes outlined in the Uruguay UNSDCF 2021-25.	Number of active instruments for financing development projects.	2021 (Baseline)	0	N/A
		2022 (Target)	1	1

Planned Budget:

\$2.07 M



Actual Budget and Shortfall:

\$555.44 K

Shortfall: \$1.51 M



Expenses:

\$159.99 K



INDICATOR STATEMENT	YEAR	BMTS	REPORTED RESULT
Number of programs financed by these instruments aimed at reducing gender gaps and / or empowering women.	2021 (Baseline)	0	N/A
	2022 (Target)	1	2

INDICATOR STATEMENT	YEAR	BMTS	REPORTED RESULT
Increase in number of women in managerial positions in REIF investee companies at the time of JP closing relative to those at time of origination	2021 (Baseline)	0	N/A
	2022 (Target)	0	0

INDICATOR STATEMENT	YEAR	BMTS	REPORTED RESULT
Development and piloting of a new socioeducational and labour programme within the institutional offer is targeted exclusively for vulnerable women.	2021 (Baseline)	0	N/A
	2022 (Target)	1	1

INDICATOR STATEMENT	YEAR	BMTS	REPORTED RESULT
Percentage of time women spend in paid and unpaid work relative to men, based on the National Time Use Survey.	2013 (Baseline)	35	N/A
	2022 (Target)	35	0

INDICATOR STATEMENT	YEAR	BMTS	REPORTED RESULT
Number of institutions with strengthened capacities to improve the provision of essential services, goods and/or resources for women	2021 (Baseline)	0	N/A
	2022 (Target)	10	8

INDICATOR STATEMENT	YEAR	BMTS	REPORTED RESULT
Femicide rate per 100,000 women	2021 (Baseline)	1.5	N/A
	2022 (Target)	1.5	1.5

INDICATOR STATEMENT	YEAR	BMTS	REPORTED RESULT
Percentage of women who experienced situations of gender-based violence in public spaces in the last twelve months or throughout their lives	2019 (Baseline)	21.1	N/A
	2022 (Target)	21.1	54.4

INDICATOR STATEMENT	YEAR	BMTS	REPORTED RESULT
Percentage of adolescents and young women (aged 14-35) who state that at some time in their life they felt fear of suffering a sexual attack	2018 (Baseline)	0.38	N/A
	2022 (Target)	0	38