

Country-Level Data for Lebanon country Outcome

XM-DAC-41146-LBN_D_2.3

OUTCOME LBN_D_2.3 [XM-DAC-41146-LBN_D_2.3](#)

National authorities, private sector and CSOs are engaged in and actively support gender equality and women’s economic empowerment and protection


OUTCOME DETAILS

SDG alignment





Impact areas


 Women’s economic empowerment

 Ending violence against women

Organizational outputs

 Norms, laws, policies and institutions

 Financing for gender equality

 Access to services, goods and resources

Outcome Description

Women’s economic empowerment and livelihood opportunities are promoted through skills development, access to markets, and engagement with the Private sector and other stakeholders.

UN Partners

UNAIDS



UNICEF



Gender statistics

Policy Marker

GENDER EQUALITY

Humanitarian Scope

No

UN System Function

Advocacy, communications and social mobilization

Capacity development and technical assistance

Direct support and service delivery

Integrated policy advice and thought leadership

Support functions

RESOURCES

\$2.42 M

Planned Budget

\$2.53 M

Actual Budget

PLANNED BUDGET

ACTUAL BUDGET AND SHORTFALL

EXPENSES



Funding Partners

Other resources (Non-Core)/ Funding Partners:



Germany NC \$19,751



Croatia \$0



Australia NC \$0



Australia \$320,058



Japan
\$786,376



World Food Programme (WFP)
\$71,982



UN Trust Fund for Human
Security (UNTFHS) \$115,011



UN Children's Fund (UNICEF)
\$809,169



Multi-Partner Trust Fund Office
\$410,796

TOTAL OTHER RESOURCES (NON-CORE)

\$2,533,143

OUTCOME LBN_D_2.3

B – Baseline M – Milestones T – Target

OUTCOME STATEMENT	INDICATOR STATEMENT	YEAR	BMTS	REPORTED RESULT
National authorities, private sector and CSOs are engaged in and actively support gender equality and women’s economic empowerment and protection	Percentage of women’s participation in value chains initiatives	2021 (Baseline)	N/A	N/A
		2019 (Milestone)	-	300
		2020 (Milestone)	20%	100%
		2021 (Milestone)	85%	74%
		2022 (Target)	-	100

INDICATOR STATEMENT	YEAR	BMTS	REPORTED RESULT
Percentage of women accessing decent jobs	2021 (Baseline)	N/A	N/A
	2019 (Milestone)	-	153
	2020 (Milestone)	20%	16%
	2021 (Milestone)	80%	89%
	2022 (Target)	-	98

INDICATOR STATEMENT	YEAR	BMTS	REPORTED RESULT
Number of women, men, boys and girls benefiting from protection interventions	2021 (Baseline)	N/A	N/A
	2020 (Milestone)	250	2701
	2021 (Milestone)	20%	10%
	2022 (Target)	15%	27.13

INDICATOR STATEMENT	YEAR	BMTS	REPORTED RESULT
Percentage of women who received the protection services through a UN Women programme feel safer	2020 (Baseline)	N/A	N/A
	2020 (Milestone)	33.16	0
	2021 (Target)	75%	84%

INDICATOR STATEMENT	YEAR	BMTS	REPORTED RESULT
Number of laws that were adopted, revised or repealed to advance gender equality and women's empowerment (CO)	(Baseline)	-	N/A
	2022 (Target)	-	0

INDICATOR STATEMENT	YEAR	BMTS	REPORTED RESULT
Number of national and/or local (multi) sectoral strategies, policies and/or action plans that are adopted with a focus on gender equality (CO)	(Baseline)	-	N/A
	2022 (Target)	-	0

INDICATOR STATEMENT	YEAR	BMTS	REPORTED RESULT
Percentage of national budget allocated to gender equality and women's empowerment out of total budget (CO)	(Baseline)	-	N/A
	2022 (Target)	-	0

INDICATOR STATEMENT	YEAR	BMTS	REPORTED RESULT
Number of countries where there has been an increase in the number of women who access services after experiencing violence or discrimination (CO)	(Baseline)	-	N/A
	2022 (Target)	-	FALSE

INDICATOR STATEMENT	YEAR	BMTS	REPORTED RESULT
Number of countries demonstrating use of gender statistics, analysis, and policy relevant research (CO, RO, HQ)	(Baseline)	-	N/A
	2022 (Target)	-	1

INDICATOR STATEMENT	YEAR	BMTS	REPORTED RESULT
SP 3.9.1: Number of women with strengthened capacities and skills to participate in the economy, including as entrepreneurs, with UN-Women's support	(Baseline)	-	N/A
	2019 (Milestone)	-	973
	2020 (Milestone)	-	1647
	2021 (Target)	-	429

INDICATOR STATEMENT	YEAR	BMTS	REPORTED RESULT
SP 3.9.2: Number of women entrepreneurs supported to access finance and gender-responsive financial products and services, with UN-Women's support	(Baseline)	-	N/A
	2019 (Milestone)	-	300
	2020 (Milestone)	-	150
	2021 (Target)	-	0

INDICATOR STATEMENT	YEAR	BMTS	REPORTED RESULT
SP 3.9.3: Number of government entities, companies, and/or international organizations that develop and/or implement gender-responsive procurement policies, with UN-Women's support	(Baseline)	-	N/A
	2019 (Milestone)	-	0
	2020 (Milestone)	-	NA
	2021 (Target)	-	0

INDICATOR STATEMENT	YEAR	BMTS	REPORTED RESULT
SP 3.9.4: Number of national and international signatories to the Women Empowerment Principles	(Baseline)	-	N/A
	2019 (Milestone)	-	15
	2020 (Milestone)	-	17
	2021 (Target)	-	22

INDICATOR STATEMENT	YEAR	BMTS	REPORTED RESULT
SP 3.9.5: Number of countries developing and/or implementing gender-responsive fiscal stimulus packages for COVID-19 economic response and recovery, with UN-Women's support.	(Baseline)	-	N/A
	2020 (Milestone)	-	NA
	2021 (Target)	-	TRUE

OUTPUT INDICATOR AND RESULTS

OUTPUT LBN_D_2.3.1

OUTCOME STATEMENT	INDICATOR STATEMENT	YEAR	BMTS	REPORTED RESULT
Promote employment opportunities for women through direct service delivery and engagement with the private sector	Number of women benefiting from skills training	2020 (Baseline)	0	N/A
		2020 (Milestone)	800	892
		2021 (Milestone)	500	389
		2022 (Target)	660	1031

Planned Budget:
\$5.84 M

Actual Budget and Shortfall:
\$4.42 M

Shortfall: \$1.43 M

Expenses:
\$4.15 M

INDICATOR STATEMENT	YEAR	BMTS	REPORTED RESULT
Number of women benefiting from care services	2019 (Baseline)	100	N/A
	2020 (Milestone)	200	37
	2021 (Target)	100	25

INDICATOR STATEMENT	YEAR	BMTS	REPORTED RESULT
Number of women, men, boys and girls benefiting from protection interventions.	2019 (Baseline)	400	N/A
	2020 (Milestone)	650	2701
	2021 (Target)	40	40

INDICATOR STATEMENT	YEAR	BMTS	REPORTED RESULT
(impact level): % of beneficiaries report feeling more protected (method: end line assessment)	2019 (Baseline)	0	N/A
	2020 (Target)	50%	99%

INDICATOR STATEMENT	YEAR	BMTS	REPORTED RESULT
Number of women accessing the labor market	2020 (Baseline)	0	N/A
	2021 (Milestone)	340	239
	2022 (Target)	360	471

INDICATOR STATEMENT	YEAR	BMTS	REPORTED RESULT
Number of female-led micro-enterprises supported through in-kind grants and business development support	2020 (Baseline)	0	N/A
	2021 (Milestone)	75	0
	2022 (Target)	20	20

INDICATOR STATEMENT	YEAR	BMTS	REPORTED RESULT
Number of companies who sign the WEPs	2020 (Baseline)	15	N/A
	2021 (Milestone)	15	22
	2022 (Target)	28	38

INDICATOR STATEMENT	YEAR	BMTS	REPORTED RESULT
Reduction in deployment of livelihood-based coping strategies	2021 (Baseline)	0	N/A
	2022 (Target)	20	45

INDICATOR STATEMENT	YEAR	BMTS	REPORTED RESULT
% of women reporting increased confidence and skills to participate in paid work	2021 (Baseline)	N/A	N/A
	2022 (Target)	75%	100

INDICATOR STATEMENT	YEAR	BMTS	REPORTED RESULT
Number of women accessing information, goods, resources and/or services through UNW supported platforms and programs in humanitarian and development settings (CO, HQ)	2021 (Baseline)	0	N/A
	2022 (Target)	660	12900

OUTPUT LBN_D_2.3.4

OUTCOME STATEMENT	INDICATOR STATEMENT	YEAR	BMTS	REPORTED RESULT
Lebanon's institutional framework and macro socio-economic environment promotes women's engagement in the economy	Number of knowledge products produced	2019 (Baseline)	0	N/A
		2020 (Milestone)	1	4
		2021 (Milestone)	7	6
		2022 (Target)	4	6

Planned Budget:
\$859.17 K

Actual Budget and Shortfall:
\$522.93 K

Shortfall: \$336.24 K

Expenses:
\$518.19 K

INDICATOR STATEMENT	YEAR	BMTS	REPORTED RESULT
Number of consultations with the GOL and partners around gender sensitive national social protection systems	2019 (Baseline)	0	N/A
	2020 (Milestone)	2	2
	2021 (Milestone)	2	0
	2022 (Target)	2	0

INDICATOR STATEMENT	YEAR	BMTS	REPORTED RESULT
Draft social protection strategy includes key gender equality priorities	2019 (Baseline)	0	N/A
	2020 (Milestone)	1	1
	2021 (Milestone)	6	5
	2022 (Target)	5	5

INDICATOR STATEMENT	YEAR	BMTS	REPORTED RESULT
Number of economic policies, legislations reviewed to remove barriers against women's economic participation	2020 (Baseline)	0	N/A
	2021 (Milestone)	3	3
	2022 (Target)	3	9

INDICATOR STATEMENT	YEAR	BMTS	REPORTED RESULT
Number of partners that have increased capacities to promote/influence gender responsive legislation (CO, HQ)	(Baseline)	-	N/A
	2022 (Target)	-	57

INDICATOR STATEMENT	YEAR	BMTS	REPORTED RESULT
Number of institutions that have increased capacities to design and implement institutional reforms/strategies/policies that promote gender equality and women's empowerment (CO)	(Baseline)	-	N/A
	2022 (Target)	-	4

INDICATOR STATEMENT	YEAR	BMTS	REPORTED RESULT
Number of national partners with capacities to apply Gender Responsive Budgeting tools in the budget cycle (CO)	2021 (Baseline)	N/A	N/A
	2022 (Target)	1	0

OUTPUT LBN_D_2.3.5

OUTCOME STATEMENT	INDICATOR STATEMENT	YEAR	BMTS	REPORTED RESULT
Women and girls are supported with essential protection services, including to respond to increased needs as a result of the Covid-19 epidemic	Number of women and girls survivors/at risk of violence provided with protection services (medical/legal/psychosocial)	2019 (Baseline)	0	N/A
		2020 (Milestone)	150	455
		2021 (Milestone)	4000	5647
		2022 (Target)	1000	7001

Planned Budget:
\$1.38 M



Actual Budget and Shortfall:
\$682.70 K

Shortfall: \$694.14 K



Expenses:

\$669.65 K



INDICATOR STATEMENT	YEAR	BMTS	REPORTED RESULT
Number of women and girls at risk and survivors in hard to reach locations provided with protection services	2019 (Baseline)	0	N/A
	2020 (Target)	100	668

INDICATOR STATEMENT	YEAR	BMTS	REPORTED RESULT
Number of women benefitting of in-kind support in the form of kits and PPEs	2020 (Baseline)	0	N/A
	2021 (Milestone)	1000	719
	2022 (Target)	360	360

INDICATOR STATEMENT	YEAR	BMTS	REPORTED RESULT
Percentage of beneficiaries report feeling more protected	2020 (Baseline)	N/A	N/A
	2021 (Milestone)	75%	84%
	2022 (Target)	75%	99

INDICATOR STATEMENT	YEAR	BMTS	REPORTED RESULT
Percentage of beneficiaries who received GBV assistance report an improved sense of safety and well-being	2021 (Baseline)	0	N/A
	2022 (Target)	75	99

INDICATOR STATEMENT	YEAR	BMTS	REPORTED RESULT
Number of institutions with strengthened capacities to improve the provision of essential services, goods and/or resources for women (CO, RO, HQ)	2021 (Baseline)	N/A	N/A
	2022 (Target)	1	1

INDICATOR STATEMENT	YEAR	BMTS	REPORTED RESULT
Number of women accessing information, goods, resources and/or services through UNW supported platforms and programs in humanitarian and development settings (CO, HQ)	2021 (Baseline)	N/A	N/A
	2022 (Target)	1000	12038

STRATEGIC NOTE OUTCOME PROGRESS NOTE

SHOWING DATA OF: **2022**

National authorities, private sector and CSOs are engaged in and actively support gender equality and women’s economic empowerment and protection

This outcome was achieved. Civil society organizations, private sector and national authorities actively supported women’s economic empowerment and protection. Operationally, UN Women reached 13,322 people (11,202 direct and 2,120 indirect), addressing issues of food security and protection in Lebanon. Of these, 9,260 vulnerable women and girls in Lebanon – Lebanese, Syrians, Palestinians, and other nationalities, enhanced their skills, increased their income, and accessed protection services and goods. Of the 11,202 supported, 1,031 women (767 Lebanese, 217 Syrian, 46 Palestinian and one other nationality) increased their skills to help them enter the workforce, 471 women (268 Lebanese, 153 Syrian, 45 Palestinian, and 5 other nationalities) accessed the labor market. An estimated 2,120 family members of these women indirectly benefitted from increased income of the women workers. An endline survey of this work showed that 100% (target 80%) of women improved their self-confidence in work capabilities through participation in the programme and 98% felt that the programme improved their skills applicable to work opportunities. Of these, 100% increased their income security and, despite the challenging socio-economic environment in Lebanon, 27.13% percent found had employment opportunities at the end of the programme, exceeding the target of 15%. Twenty (20) women received vocational start-up kits to enable them to continue work after their training period. Through the opportunities generated through cash for work interventions, 2,319 people received 26,061 hot meals, 150 women in areas affected by the Beirut blast received PPE kits for COVID-19 prevention, and 150 women in Tripoli received hygiene kits that contained menstrual pads produced by women supported by UN Women. Furthermore, 7,001 women received protection services and increased awareness on GBV and PSEA through outreach. This was made possible through UN Women’s partnerships with non-governmental organizations, and the mobilization of the private sector to support and engage in women’s economic empowerment and protection. A survey showed that 99% of beneficiaries increased their sense of wellbeing at the end of the protection intervention as opposed to wellbeing at case intake. An estimated 1,047,388 women engaged with the GBV and PSEA awareness campaigning done through UN Women partner KAFA. Within the private sector, eighteen additional companies committed to gender equality practices

in their companies by signing the WEPs, following training and support from UN Women, reaching a total of 38 WEPs signatories in Lebanon. UN Women support the WEPs signatories in revising their internal policies, this included Anti-Harassment as well as Diversity and Inclusion Policies. Institutionally, UN Women partnered with the Ministry of Social Affairs (MOSA) and the Ministry of Finance to support women's economic empowerment and protection. Five hundred and five (505) staff from MOSA working on the National Poverty Targeting Programme (NPTP), Lebanon's largest social protection programme, have increased capacity on (1) gender equality and social inclusion; (2) gender-based violence (GBV) principles and concepts; and (3) safe identification and referral pathways of GBV cases, as a result of UN Women's support. This was achieved through trainings conducted jointly by UN Women and WFP. Overall, 98% of the attendees agreed that the training allowed them to gain new skills and knowledge in gender, social inclusion and GBV that will be useful to improve their work. There was also a significant increase in the average knowledge of attendees in gender and social inclusion, GBV, referrals and safety and security measures. While the average score earned by trainees in the pre-training evaluation ranged between 3.2 and 3.6 in these four indicators, it increased considerably to a range of 4.5 and 4.7 (out of 5), as reported in the post-training evaluation. Furthermore, national authorities and others use data generated by UN Women to advocate for gender-responsive policies in the government. UN Women launched papers on gender-responsive taxation and gender-responsive procurement; UN Women published a gender analysis highlighting the voices of women in the agriculture and agri-food sectors and a legislative review of the legal framework governing women in these sectors. A study on sexual harassment and transportation in Tripoli was also completed and used in negotiations with the taxi syndicate in Tripoli around women's safe usage. These papers were produced to serve as advocacy tools that national authorities and others can use to promote gender-responsive policies.