

Country-Level Data for Lebanon country Outcome

XM-DAC-41146-LBN_D_6.1

OUTCOME LBN_D_6.1 [XM-DAC-41146-LBN_D_6.1](#)

Governments and civil society support progress on implementation of normative and policy frameworks, and work together to drive forward legislative change and reform

OUTCOME DETAILS

SDG alignment



Impact areas



Governance and participation in public life

Organizational outputs



Norms, laws, policies and institutions



Positive social norms



Women's voice, leadership and agency



Gender statistics

Outcome Description

UN Women supports government and CSOs on progressing normative and policy frameworks

UN Partners

UNAIDS



UNDP



UNFPA

UNICEF

WHO

Policy Marker

GENDER EQUALITY

Humanitarian Scope

No

UN System Function

Advocacy, communications and social mobilization

Capacity development and technical assistance

Integrated Normative Support (in the context of operational activities)

Integrated policy advice and thought leadership

Support functions

RESOURCES

\$1.41 M

Planned Budget

\$1.62 M

Actual Budget

PLANNED BUDGET

ACTUAL BUDGET AND SHORTFALL

EXPENSES





Funding Partners

Regular resources (Core):



 UN Women
\$45,000

Other resources (Non-Core)/ Funding Partners:

 Multi-Partner Trust Fund Office  France \$14,815
\$67,665

 Finland \$376,534

 Canada \$0

 UN Women as Administrative  Switzerland \$9,130
Agent for Joint Programmes
\$232,842

 Sweden \$224,477

 Norway \$252,736

 United Kingdom \$400,330

TOTAL OTHER RESOURCES (NON-CORE)

\$1,578,528

OUTCOME LBN_D_6.1

B - Baseline M - Milestones T - Target

OUTCOME STATEMENT	INDICATOR STATEMENT	YEAR	BMTS	REPORTED RESULT
Governments and civil society support progress on implementation of normative and policy frameworks, and work together to drive forward legislative change and reform	Number of laws, amendments, strategies, and policies on GEWE adopted and implemented	2018 (Baseline)	0	N/A
		2019 (Milestone)	-	2
		2020 (Milestone)	-	2
		2021 (Milestone)	3	3
		2022 (Target)	-	0

INDICATOR STATEMENT	YEAR	BMTS	REPORTED RESULT
Number of laws, amendments, strategies and policies on national priorities that integrate a gender perspective	2018 (Baseline)	0	N/A
	2019 (Milestone)	-	2
	2020 (Milestone)	-	2
	2021 (Milestone)	3	5
	2022 (Target)	-	2

INDICATOR STATEMENT	YEAR	BMTS	REPORTED RESULT
Number of data sources and analyses produced for SDG indicators	2018 (Baseline)	2	N/A
	2020 (Milestone)	-	0
	2021 (Milestone)	12	11
	2022 (Target)	-	13

INDICATOR STATEMENT	YEAR	BMTS	REPORTED RESULT
Number of laws that were adopted, revised or repealed to advance gender equality and women's empowerment (CO)	(Baseline)	-	N/A
	2022 (Target)	-	0

INDICATOR STATEMENT	YEAR	BMTS	REPORTED RESULT
Number of institutions putting in places policies and practices to address gender-based discrimination and/or combat gender stereotypes (CO)	(Baseline)	-	N/A
	2022 (Target)	-	15

INDICATOR STATEMENT	YEAR	BMTS	REPORTED RESULT
Level of influence of civil society organizations working on gender equality and women's empowerment, including women's organizations, in key normative, policy and peace processes (CO, RO, HQ)	(Baseline)	-	N/A
	2022 (Target)	-	1

INDICATOR STATEMENT	YEAR	BMTS	REPORTED RESULT
Number of countries demonstrating use of gender statistics, analysis, and policy relevant research (CO, RO, HQ)	(Baseline)	-	N/A
	2022 (Target)	-	1

INDICATOR STATEMENT	YEAR	BMTS	REPORTED RESULT
Number of UNCTs implementing UN-system commitments and advocacy on women's equal participation in elections and temporary special measures in their support to Member States (CO)	(Baseline)	-	N/A
	2022 (Target)	-	TRUE

INDICATOR STATEMENT	YEAR	BMTS	REPORTED RESULT
SP 1.1.1: Number of countries supported by UN-Women to contribute to the review theme of the Commission on the Status of Women through voluntary national presentations(Not for country reporting)	(Baseline)	-	N/A
	2019 (Milestone)	-	-
	2020 (Milestone)	-	-
	2021 (Target)	-	-

INDICATOR STATEMENT	YEAR	BMTS	REPORTED RESULT
SP 1.1.2: Percentage of Member States expressing satisfaction with the support provided by UN-Women for the annual session of the Commission on the Status of Women(Not for country reporting)	(Baseline)	-	N/A
	2019 (Milestone)	-	-
	2020 (Milestone)	-	-
	2021 (Target)	-	-

INDICATOR STATEMENT	YEAR	BMTS	REPORTED RESULT
SP 1.1.3: Number of countries supported by UN-Women that undertake a 25-year review and appraisal of the implementation of the Beijing Platform for Action (Not for country reporting)	(Baseline)	-	N/A
	2019 (Milestone)	-	-
	2020 (Milestone)	-	-
	2021 (Target)	-	-

INDICATOR STATEMENT	YEAR	BMTS	REPORTED RESULT
SP 1.1.4: Percentage of UN Country Teams' CEDAW reports submitted with UN-Women's support (Not for country reporting)	(Baseline)	-	N/A
	2019 (Milestone)	-	-
	2020 (Milestone)	-	-
	2021 (Target)	-	-

OUTPUT INDICATOR AND RESULTS

OUTPUT LBN_D_6.1.1

OUTCOME STATEMENT	INDICATOR STATEMENT	YEAR	BMTS	REPORTED RESULT
Feminist coalition and political parties are mobilized to call for the acceleration of women's rights Planned Budget: \$1.76 M	Number of government bodies and stakeholders supported to contribute the gender perspective to national consultations on Beijing +20, CSW and CEDAW.	2010 (Baseline)	0	N/A
		2019 (Milestone)	-	High>70%
		2020 (Milestone)	3	High>70%
		2021 (Milestone)	8	9
		2022 (Target)	2	2

Actual Budget and Shortfall:

\$2.38 M

Shortfall: \$0.00

Expenses:

\$2.19 M

INDICATOR STATEMENT	YEAR	BMTS	REPORTED RESULT
Number of data sources and analyses produced for SDG indicators	2018 (Baseline)	2	N/A
	2019 (Milestone)	-	High>70%
	2021 (Milestone)	yes	TRUE
	2022 (Target)	yes	TRUE

INDICATOR STATEMENT	YEAR	BMTS	REPORTED RESULT
Number of political parties receiving technical assistance and advancing their agendas to become more inclusive	2020 (Baseline)	0	N/A
	2021 (Milestone)	6	4
	2022 (Target)	-	0

INDICATOR STATEMENT	YEAR	BMTS	REPORTED RESULT
Number of women leaders, candidates and aspirants with strengthened capacities to engage in political life as leaders or run for political office	2021 (Baseline)	0	N/A
	2021 (Milestone)	50	450
	2022 (Target)	100	600

INDICATOR STATEMENT	YEAR	BMTS	REPORTED RESULT
Number of partners engaged in Generation Equality	2020 (Baseline)	0	N/A
	2021 (Milestone)	10	0
	2022 (Target)	30	0

INDICATOR STATEMENT	YEAR	BMTS	REPORTED RESULT
Number of female student leaders engaged and supported to become potential future political leaders	2021 (Baseline)	10	N/A
	2022 (Target)	20	0

INDICATOR STATEMENT	YEAR	BMTS	REPORTED RESULT
Number of reports produced on incidence of VAWP & VAWE in the months leading up to and after parliamentary elections	2021 (Baseline)	1	N/A
	2022 (Target)	6	6

INDICATOR STATEMENT	YEAR	BMTS	REPORTED RESULT
Number of independent women led civil society orgs with strenghtened capacity	2021 (Baseline)	0	N/A
	2022 (Target)	15	16

INDICATOR STATEMENT	YEAR	BMTS	REPORTED RESULT
Number of partners that have increased capacities to promote/influence gender responsive legislation (CO, HQ)	2021 (Baseline)	N/A	N/A
	2022 (Target)	30	57

INDICATOR STATEMENT	YEAR	BMTS	REPORTED RESULT
Number of institutions that have increased capacities to design and implement institutional reforms/strategies/policies that promote gender equality and women's empowerment (CO)	(Baseline)	-	N/A
	2022 (Target)	-	4

INDICATOR STATEMENT	YEAR	BMTS	REPORTED RESULT
Number of multi-stakeholder dialogue processes to promote engagement of governments with civil society and other partners to advance gender equality and women's empowerment (CO, RO, HQ)	2021 (Baseline)	N/A	N/A
	2022 (Target)	-	1

INDICATOR STATEMENT	YEAR	BMTS	REPORTED RESULT
Number of dialogues, mechanisms, platforms and/or coalitions created and sustained that enable meaningful and safe participation and engagement by gender equality advocates and civil society organizations working on gender equality and women's empowerment, especially women's organizations, in decision-making (CO, RO, HQ)	(Baseline)	-	N/A
	2022 (Target)	-	21

INDICATOR STATEMENT	YEAR	BMTS	REPORTED RESULT
Number of women and girls, including women and girls living with and/or affected by HIV, with increased capacities to participate in public life and exercise leadership (CO, RO, HQ)	(Baseline)	-	N/A
	2022 (Target)	-	450

OUTPUT LBN_D_6.1.2

OUTCOME STATEMENT	INDICATOR STATEMENT	YEAR	BMTS	REPORTED RESULT
State entities and the feminist movement are supported and have capacity strengthened to progress on the implementation of legislative and policy reforms for GEWE and to challenge social norms	Number of women leaders, candidates and aspirants with strengthened capacities to engage in political life as leaders or run for political office	2018 (Baseline)	50	N/A
		2020 (Milestone)	-	0
		2021 (Milestone)	100	450
		2022 (Target)	4	2

Planned Budget:
\$875.00 K



Actual Budget and Shortfall:
\$626.36 K

Shortfall: \$248.64 K



Expenses:
\$614.31 K



INDICATOR STATEMENT	YEAR	BMTS	REPORTED RESULT
Gender gap assessment in Lebanese parliament conducted	2020 (Baseline)	0	N/A
	2020 (Milestone)	1	1
	2021 (Target)	1	0

INDICATOR STATEMENT	YEAR	BMTS	REPORTED RESULT
Number of research papers conducted on women in local governance	2019 (Baseline)	1	N/A
	2020 (Milestone)	1	0
	2021 (Target)	1	5

INDICATOR STATEMENT	YEAR	BMTS	REPORTED RESULT
Number of meetings convened between stakeholders to establish a common vision on legislative reform	2020 (Baseline)	0	N/A
	2020 (Milestone)	3	4
	2021 (Target)	3	3

INDICATOR STATEMENT	YEAR	BMTS	REPORTED RESULT
Number of partners that have increased capacities to promote/influence gender responsive legislation (CO, HQ)	2021 (Baseline)	N/A	N/A
	2022 (Target)	2	57

STRATEGIC NOTE OUTCOME PROGRESS NOTE

SHOWING DATA OF : 2022

Governments and civil society support progress on implementation of normative and policy frameworks, and work together to drive forward legislative change and reform

This outcome was achieved. In 2022, more women participated in political processes and the women’s movement further expanded and strengthened its advocacy efforts and collaboration. In 2022, a voters elected a record number of eight women to parliament, representing a 33 per cent increase from the previous six female MPs, while representing an overall percentage increase in female MPs from 4.6 per cent to 6.4 per cent. For the first time in Lebanon’s history, two elected female MPs ran on purely feminist platforms. Furthermore, a record number of women ran for elections, with 157 women submitting their candidacy, and 118 making it to electoral lists. Through UN Women’s support, 450 women improved their political knowledge to participate in the 2022 electoral cycle on party lists, while securing media partnership to spotlight the role of 15 women candidates in the political and democratic systems. Of the women who submitted their candidacy for parliamentary elections, more than 65 per cent benefitted fully or partially from support provided by UN Women, and more than 50 per cent of women who made electoral lists benefitted from support provided by UN Women. Moreover, 90 per cent of women who received an in-depth training package from the project ran for elections. Two of the eight women elected benefitted significantly from UN Women support. The women’s movement in the country, a vital building block for stability, strengthened significantly and women accessed more spaces of tolerance and understanding through UN Women’s interventions. In support of a stronger and more coherent feminist movement in Lebanon, the Lebanon Feminist Civil Society Platform (herein, Feminist Platform) expanded and solidified its purpose as a key convening and advocacy space for feminist actors in Lebanon, by endorsing a roadmap for action and an organisational structure. It focused its advocacy efforts on issues of women’s political representation, including advocating for a gender quota – which was introduced in Parliament and debated in plenary – but did not pass and remains in committee. The Feminist Platform identified a list of critical gender commitments, grounded in Lebanon’s international normative commitments, that parties and candidates should uphold in the 2022 parliamentary elections and lobbied potential candidates to adopt it as part of their electoral programmes. Furthermore, the Feminist Platform issued six statements on women’s rights in the context of participation in elections. Further, the National Commission for Lebanese Women (NCLW) embraced the

strategic focus of the Feminist Platform. Specifically, NCLW publicly supported advocacy and calls by the Feminist Platform for the implementation of a gender quota and brought these joint concerns to the sixty-sixth (66th) session of the Commission on the Status of Women in March 2022. This support by NCLW demonstrates the influential role played by the Feminist Platform and its potential to contribute constructively to inclusive sustainable development in Lebanon.