

# Country-Level Data for Liberia country Outcome XM-DAC-41146-LBR\_D\_1.2

OUTCOME LBR\_D\_1.2 [XM-DAC-41146-LBR\\_D\\_1.2](#)

**By 2024, people in Liberia especially the vulnerable and disadvantaged, benefit from strengthened institutions that are more effective, accountable, transparent, inclusive and gender-responsive in the delivery of essential services at the national and sub-national levels.**

## OUTCOME DETAILS

### SDG alignment



### Impact areas



Governance and participation in public life



Women, peace and security, humanitarian action and disaster risk reduction

### Organizational outputs



Norms, laws, policies and institutions



Financing for gender equality



Access to services, goods and resources


### Outcome Description


The essential social services environment in Liberia is characterized by myriad of challenges, most importantly, inadequate capacities and means among both duty bearers and rights holders which lead to limited access to services. This is the result of, in large measure, the centralization of service delivery in the capital region. Where decentralized service delivery exists, the system suffers from weak coordination and implementation due to low capacity to supervise and monitor the policy and strategy implementation. The situation is further exacerbated by limitations of data collection and utilization. A severely constrained fiscal space has reduced investments in the above critical areas of concern.

### UN Partners



UNDP

 Access to services, goods and resources

 Women's voice, leadership and agency

**Policy Marker**

GENDER EQUALITY

**Humanitarian Scope**

No

**UN System Function**

Advocacy, communications and social mobilization

Capacity development and technical assistance

Direct support and service delivery

Intergovernmental Normative Support

Support functions

## RESOURCES

\$1.83 M

Planned Budget

\$2.04 M

Actual Budget

PLANNED BUDGET

ACTUAL BUDGET AND SHORTFALL

EXPENSES



### Funding Partners

Other resources (Non-Core)/ Funding Partners:



Sweden  
\$455,724



Peacebuilding Fund  
\$632,325



Ireland \$341,620



Canada \$364,502



UN Development Programme  
(UNDP) \$250,000

**TOTAL OTHER RESOURCES (NON-CORE)**

\$2,044,172

OUTCOME LBR\_D\_1.2

B – Baseline      M – Milestones      T – Target

OUTCOME STATEMENT	INDICATOR STATEMENT	YEAR	BMTS	REPORTED RESULT
By 2024, people in Liberia especially the vulnerable and disadvantaged, benefit from strengthened institutions that are more effective, accountable, transparent, inclusive and gender-responsive in the delivery of essential services at the national and sub-national levels.	Number of MACs with systems to track public allocations and expenditures for gender equality.	2019 (Baseline)	0	N/A
		2020 (Milestone)	5	-
		2021 (Milestone)	5	1
		2022 (Milestone)	5	-
		2023 (Milestone)	5	-
		2024 (Milestone)	20	-
		2025 (Target)	-	-

INDICATOR STATEMENT	YEAR	BMTS	REPORTED RESULT
Number of national and/or local (multi) sectoral strategies, policies and/or action plans that are adopted with a focus on gender equality (CO)	2010 (Baseline)	4	N/A
	2024 (Milestone)	2	
	2025 (Target)	-	-

INDICATOR STATEMENT	YEAR	BMTS	REPORTED RESULT
Number of legal and policy frameworks that promote gender balance in decision making institutions and processes (CO)	2021 (Baseline)	No	N/A
	2022 (Milestone)	-	FALSE
	2023 (Milestone)	-	FALSE
	2024 (Milestone)	-	
	2025 (Target)	Yes	-

INDICATOR STATEMENT	YEAR	BMTS	REPORTED RESULT
Percentage of national budget allocated to gender equality and women's empowerment out of total budget (CO)	2010 (Baseline)	1.5	N/A
	2024 (Milestone)	5	
	2025 (Target)	-	-

INDICATOR STATEMENT	YEAR	BMTS	REPORTED RESULT
Level of influence of civil society organizations working on gender equality and women's empowerment, including women's organizations, in key normative, policy and peace processes (CO, RO, HQ)	2021 (Baseline)	0	N/A
	2022 (Milestone)	1	1
	2023 (Milestone)	-	0
	2024 (Milestone)	2	
	2025 (Target)	2	-



INDICATOR STATEMENT	YEAR	BMTS	REPORTED RESULT
SP 2.4.1: Number of gender equality reforms developed and/or being implemented by electoral stakeholders with UN-Women's technical support	2020 (Baseline)	1	N/A
	2020 (Milestone)	3	1
	2021 (Milestone)	-	0
	2024 (Milestone)	-	-
	2025 (Target)	-	-

INDICATOR STATEMENT	YEAR	BMTS	REPORTED RESULT
SP 2.4.2 : Number of women leaders, candidates and aspirants with strengthened capacities to engage in political life, with UN-Women's support	2020 (Baseline)	50	N/A
	2020 (Milestone)	-	20
	2021 (Milestone)	300	300
	2024 (Milestone)	-	-
	2025 (Target)	-	-

INDICATOR STATEMENT	YEAR	BMTS	REPORTED RESULT
SP 2.4.3: Number of gender equality initiatives developed and/or being implemented by parliamentary bodies (Legislative Parliamentary Committees/ Women Caucus/ Speaker of Parliament's Office/Secretariat of the Parliament), with UN-Women's support	2020 (Baseline)	1	N/A
	2020 (Milestone)	-	0
	2021 (Milestone)	3	1
	2024 (Milestone)	-	-
	2025 (Target)	-	-

INDICATOR STATEMENT	YEAR	BMTS	REPORTED RESULT
SP 2.4.4: Number of initiatives developed and/or being implemented to monitor violence against women in politics, with UN-Women's support	2020 (Baseline)	3	N/A
	2020 (Milestone)	6	2
	2021 (Milestone)	-	20
	2024 (Milestone)	-	-
	2025 (Target)	-	-

## OUTPUT INDICATOR AND RESULTS

### OUTPUT LBR\_D\_1.2.1

OUTCOME STATEMENT	INDICATOR STATEMENT	YEAR	BMTS	REPORTED RESULT
Output 4.1: Relevant government institutions draft, implement monitor and report on gender-responsive policies and plans at the national and sub-national levels.  Planned Budget: <b>\$2.27 M</b>	Number of gender-responsive policies, plans, budgets developed and implemented in MACs	2017 (Baseline)	0	N/A
		2020 (Milestone)	3	3
		2021 (Milestone)	3	2
		2024 (Milestone)	6	-
		2025 (Target)	-	-

Actual Budget and Shortfall:  
**\$1.15 M**

Shortfall: \$1.12 M

Expenses:  
**\$845.37 K**

INDICATOR STATEMENT	YEAR	BMTS	REPORTED RESULT
Number of counties in which gender sensitive local government programs are implemented	2017 (Baseline)	0	N/A
	2020 (Milestone)	2	2
	2021 (Milestone)	2	6
	2024 (Milestone)	5	-
	2025 (Target)	-	-

INDICATOR STATEMENT	YEAR	BMTS	REPORTED RESULT
Number of gender-responsive legislative and policy frameworks and Gender Units set up at the national and local levels	2017 (Baseline)	4	N/A
	2020 (Milestone)	4	2
	2021 (Milestone)	7	2
	2022 (Milestone)	9	-
	2023 (Milestone)	11	-
	2024 (Milestone)	11	-
	2025 (Target)	-	-

INDICATOR STATEMENT	YEAR	BMTS	REPORTED RESULT
Number of Government institutions with capacity to integrate GRB into the PFM system	2020 (Baseline)	1	N/A
	2021 (Milestone)	1	9
	2024 (Milestone)	-	-
	2025 (Target)	-	-




INDICATOR STATEMENT	YEAR	BMTS	REPORTED RESULT
Number persons accessing youth and gender responsive services at the County Service Centers disaggregated by sex and age.	2022 (Baseline)	125	N/A
	2024 (Milestone)	150	
	2025 (Target)	250	-

INDICATOR STATEMENT	YEAR	BMTS	REPORTED RESULT
Number of partners that have increased capacities to promote/influence gender responsive legislation (CO, HQ)	2021 (Baseline)	0	N/A
	2022 (Milestone)	2	7
	2023 (Milestone)	5	9
	2024 (Milestone)	10	
	2025 (Target)	15	-

INDICATOR STATEMENT	YEAR	BMTS	REPORTED RESULT
Number of institutions that have increased capacities to design and implement institutional reforms/strategies/policies that promote gender equality and women's empowerment (CO)	2020 (Baseline)	0	N/A
	2022 (Milestone)	4	6
	2023 (Milestone)	8	15
	2024 (Milestone)	13	
	2025 (Target)	18	-

INDICATOR STATEMENT	YEAR	BMTS	REPORTED RESULT
Number of national partners with capacities to apply Gender Responsive Budgeting tools in the budget cycle (CO)	2021 (Baseline)	9	N/A
	2022 (Milestone)	-	9
	2023 (Milestone)	-	24
	2024 (Milestone)	13	
	2025 (Target)	-	-

**OUTPUT LBR\_D\_1.2.3**

OUTCOME STATEMENT	INDICATOR STATEMENT	YEAR	BMTS	REPORTED RESULT
<p>Targeted members/committees of the National Legislature have strengthened capacity and skills in drafting Gender Responsive Laws and Policies and advocate for increased allocations to promote gender equality.</p> <p>Planned Budget: <b>\$112.50 K</b></p> 	Number of Legislative committees with strengthened capacities to draft gender-responsive laws and policies and advocate for gender-responsive budgets	2019 (Baseline)	1	N/A
		2020 (Milestone)	2	3
		2021 (Milestone)	3	3
		2022 (Milestone)	4	-
		2023 (Milestone)	4	-
		2024 (Milestone)	4	-
		2025 (Target)	-	-

Actual Budget and Shortfall:  
**\$46.00 K**

Shortfall: \$66.50 K



Expenses:  
**\$46.00 K**



INDICATOR STATEMENT	YEAR	BMTS	REPORTED RESULT
Number of Legislators with enhanced knowledge on GRB to increase allocation for gender equality initiatives.	2019 (Baseline)	11	N/A
	2020 (Milestone)	15	40
	2021 (Milestone)	25	15
	2022 (Milestone)	25	-
	2023 (Milestone)	100	-
	2024 (Milestone)	100	-
	2025 (Target)	-	-

INDICATOR STATEMENT	YEAR	BMTS	REPORTED RESULT
Number of gender equality initiatives developed and/or being implemented by parliamentary bodies (Legislative Parliamentary Committees/ Women's Caucus/ Speaker of Parliament's Office/Secretariat of the Parliament), with UN Women's support	2019 (Baseline)	1	N/A
	2020 (Milestone)	2	1
	2021 (Milestone)	3	2
	2022 (Milestone)	4	-
	2023 (Milestone)	5	-
	2024 (Milestone)	6	-
	2025 (Target)	-	-

#### OUTPUT LBR\_D\_1.2.5

OUTCOME STATEMENT	INDICATOR STATEMENT	YEAR	BMTS	REPORTED RESULT
Strengthened capacities of political institutions and electoral stakeholders to promote gender balance (The National Legislature, National Electoral Commission and political parties) to strengthen legal and policy frameworks to enable women's leadership and participation	Number of gender equality reforms developed and/or being implemented by electoral stakeholders with UN Women's technical support	2019 (Baseline)	3	N/A
		2020 (Milestone)	5	2
		2021 (Milestone)	6	3
		2022 (Milestone)	6	2
		2023 (Milestone)	6	-
		2024 (Milestone)	6	-
		2025 (Target)	-	-

Planned Budget:

**\$2.14 M**



Actual Budget and Shortfall:

**\$2.15 M**

Shortfall: \$0.00



Expenses:  
**\$2.02 M**




INDICATOR STATEMENT	YEAR	BMTS	REPORTED RESULT
Number of political parties that have drafted rules, policies, and guidelines to promote women's participation	2019 (Baseline)	2	N/A
	2020 (Milestone)	5	0
	2021 (Milestone)	7	2
	2022 (Milestone)	9	2
	2023 (Milestone)	12	-
	2024 (Milestone)	12	-
	2025 (Target)	-	-

INDICATOR STATEMENT	YEAR	BMTS	REPORTED RESULT
Number of multi-stakeholder dialogue processes to promote engagement of governments with civil society and other partners to advance gender equality and women's empowerment (CO, RO, HQ)	2021 (Baseline)	0	N/A
	2022 (Milestone)	7	13
	2023 (Milestone)	10	15
	2024 (Milestone)	14	
	2025 (Target)	18	-



INDICATOR STATEMENT	YEAR	BMTS	REPORTED RESULT
Number of initiatives developed and implemented to prevent, monitor and mitigate violence against women in politics (VAWP) and in public life (including gender equality advocates in civil society organizations working on gender equality and women's empowerment, especially women's organizations) (CO, RO, HQ)	2021 (Baseline)	0	N/A
	2022 (Milestone)	10	3
	2023 (Milestone)	20	4
	2024 (Milestone)	22	
	2025 (Target)	25	-

## OUTPUT LBR\_D\_1.2.6

OUTCOME STATEMENT	INDICATOR STATEMENT	YEAR	BMTS	REPORTED RESULT
<p>Women leaders, including aspirants and elected women, in Liberia, have increased technical capacity to engage in leadership contests, apply leadership skills and mentor young women</p> <p>Planned Budget: <b>\$1.34 M</b></p> 	Number of women leaders, elected women, candidates and aspirants with strengthened capacities to engage in political life	2019 (Baseline)	50	N/A
		2020 (Milestone)	125	20
		2021 (Milestone)	300	300
		2022 (Milestone)	375	287
		2023 (Milestone)	500	-
		2024 (Milestone)	700	-
		2025 (Target)	-	-

Actual Budget and Shortfall:

**\$792.07 K**

Shortfall: \$544.99 K



Expenses:  
**\$689.07 K**



INDICATOR STATEMENT	YEAR	BMTS	REPORTED RESULT
Number of Women leaders engaged in peer-to-peer exchanges and mentoring young women aspirants	2019 (Baseline)	30	N/A
	2020 (Milestone)	40	0
	2021 (Milestone)	50	45
	2022 (Milestone)	70	45
	2023 (Milestone)	80	-
	2024 (Milestone)	100	-
	2025 (Target)	-	-

INDICATOR STATEMENT	YEAR	BMTS	REPORTED RESULT
Number of women and girls, including women and girls living with and/or affected by HIV, with increased capacities to participate in public life and exercise leadership (CO, RO, HQ)	2021 (Baseline)	375	N/A
	2022 (Milestone)	675	916
	2023 (Milestone)	875	1218
	2024 (Milestone)	1055	
	2025 (Target)	1105	-

### OUTPUT LBR\_D\_1.2.7

OUTCOME STATEMENT	INDICATOR STATEMENT	YEAR	BMTS	REPORTED RESULT
Communities and civil society have increased understanding of gender equality and women's right to political participation through advocacy and social mobilization  Planned Budget: <b>\$1.27 M</b>	Number of CSO's, women networks, the Media institutions, journalists, men, and boys that have increased understanding of gender equality and women's right to political participation	2019 (Baseline)	76	N/A
		2020 (Milestone)	356	0
		2021 (Milestone)	30	4215
		2024 (Milestone)	-	-
		2025 (Target)	-	-

Actual Budget and Shortfall:  
**\$1.27 M**

Shortfall: \$0.00

Expenses:

\$688.61 K



INDICATOR STATEMENT	YEAR	BMTS	REPORTED RESULT
Number of national dialogues and advocacy initiatives on women's political participation supported.	2019 (Baseline)	6	N/A
	2020 (Milestone)	20	5
	2021 (Milestone)	5	8
	2022 (Milestone)	10	8
	2023 (Milestone)	20	18
	2024 (Milestone)	23	
	2025 (Target)	26	-

INDICATOR STATEMENT	YEAR	BMTS	REPORTED RESULT
Number of media companies and journalists with increased capacity on gender responsive media coverage	2019 (Baseline)	6	N/A
	2020 (Milestone)	20	0
	2021 (Milestone)	0	66
	2022 (Milestone)	20	100
	2023 (Milestone)	30	13
	2024 (Milestone)	-	-
	2025 (Target)	-	-

INDICATOR STATEMENT	YEAR	BMTS	REPORTED RESULT
Number of male political leaders publicly committed to taking action through different initiatives to promote women's political participation.	2019 (Baseline)	0	N/A
	2020 (Milestone)	200	1
	2021 (Milestone)	50	28
	2024 (Milestone)	-	-
	2025 (Target)	-	-

INDICATOR STATEMENT	YEAR	BMTS	REPORTED RESULT
Number of civil society organizations working on gender equality and women's empowerment, especially women's organizations, that have strengthened capacity to exercise their leadership role towards the achievement of gender equality and women's empowerment (CO, RO, HQ)	2021 (Baseline)	0	N/A
	2022 (Milestone)	10	10
	2023 (Milestone)	20	23
	2024 (Milestone)	30	
	2025 (Target)	35	-

## STRATEGIC NOTE OUTCOME PROGRESS NOTE

SHOWING DATA OF: **2022**

**By 2024, people in Liberia especially the vulnerable and disadvantaged, benefit from strengthened institutions that are more effective, accountable, transparent, inclusive and gender-responsive in the delivery of essential services at the national and sub-national levels.**

UN Women Liberia has made some progress towards this Outcome. The Draft New Election Law which included a mandatory 30% gender quota for political parties and political party leadership (Article 4.5) has passed by Senate and the House of representative for the first time in Liberia. Currently the law is tabled to be signed by the president. The Law provides fines in the event of noncompliance by political parties. Violence Against Women in Election and Politics (VAWIE/P) Protocol developed by National Elections Commission (NEC), with the support of UN Women (since 2021) is also endorsed by the NEC and political parties; currently 29 out of 32 registered political parties have signed the protocol. UN Women is recognized by NEC for the support provided on VAWIE/P\_ protocol during the signing. (LINK) UN Women also contributed toward gender responsiveness Ministries and Commissions i.e., Ministry of Health (MOH), Ministry of Education (MOE), National Investment Commission (NIC), and Liberia Anti- Corruption Commission (LACC) by supporting the development of the Gender and Social Inclusion Policy. MOE, NIC and LACC have endorsed the policy during a validation workshop held in December 2022, MOH is expected to endorse the policy in 2023. These policies will pave the way for establishing gender and social inclusion units that will support other ministries, agencies, and commissions' efforts to mainstream gender and promote gender equality. UN Women has contributed significantly to the development of the draft quota law by providing technical support to the women Legislative Caucus of Liberia including in preparation of Constitutional arguments and drafting sections on incentives and fines for noncompliance. UN Women also worked with Ministry of Gender, Children and Social Protection Affairs (MGCSP), key male allies in the legislature and ensured the participation of women's rights organizations by organizing a power mapping of the National Legislature. UN Women also worked with UNDP Resident Representative and Resident Coordinator, published an op-ed

on the case for a mandatory gender quota. (Link) UN Women worked with NEC, legislators, political parties and women's rights organisations to advocate for the signing and implementation of the VAWIE Protocol. UN Women fully supported development of the Gender and Social Inclusion Policy by providing technical support that led the consultation and development process ensuring full ownership by partners. The 30% gender quota law, if passed as a law, VAWIE/P Protocol and planned capacity building programme for aspirants and candidates in politics is expected to contribute to increased representation of women as candidates in the 2023 elections, and therefore as legislators. Plans for similar intervention by UN Women Liberia's experience should integrate strong and coordinated advocacy and technical assistance work with UN Women HQ Interagency Task Team on TSMs.