

# Country-Level Data for Morocco country Outcome

## XM-DAC-41146-MAR\_O\_3

OUTCOME MAR\_O\_3 [XM-DAC-41146-MAR\\_O\\_3](#)

**High quality of programmes through knowledge, innovation, results-based management and evaluation**

### OUTCOME DETAILS

#### SDG alignment



#### Impact areas



Products, services and processes

#### Organizational outputs

##### Policy Marker

GENDER EQUALITY

##### Humanitarian Scope

No

##### UN System Function

Capacity development and technical assistance

Direct support and service delivery

#### Outcome Description

High quality of programmes through knowledge, innovation, results-based management and evaluation



## RESOURCES

**\$54.00 K**

Planned Budget

**\$123.38 K**

Actual Budget

PLANNED BUDGET

ACTUAL BUDGET AND SHORTFALL

EXPENSES



### Funding Partners

Regular resources (Core):

 UN Women  
\$123,377

Other resources (Non-Core)/ Funding Partners:

 Morocco \$0

TOTAL OTHER RESOURCES (NON-CORE)

\$0

OUTCOME MAR\_O\_3

B - Baseline      M - Milestones      T - Target

OUTCOME STATEMENT	INDICATOR STATEMENT	YEAR	BMTS	REPORTED RESULT
High quality of programmes through knowledge, innovation, results-based management and evaluation	SP O_3.1: Number of initiatives implemented in partnership with the private sector to scale up innovations that address the challenges faced by women and girls (Not for country reporting)	2021 (Baseline)	100	N/A
		2018 (Milestone)	-	-
		2019 (Milestone)	-	-
		2020 (Milestone)	-	-
		2021 (Milestone)	-	-
		2023 (Target)	100	

INDICATOR STATEMENT	YEAR	BMTS	REPORTED RESULT
SP O_3.2: Number of UN-Women offices and units that pilot or scale up digital innovations (Not for country reporting)	2021 (Baseline)	N/A	N/A
	2018 (Milestone)	-	-
	2019 (Milestone)	-	-
	2020 (Milestone)	-	-
	2021 (Milestone)	-	-
	2023 (Target)	100	

INDICATOR STATEMENT	YEAR	BMTS	REPORTED RESULT
SP O_3.3: Percentage of UN-Women field offices indicating that UN-Women has undertaken activities in the country to support south-south, north-south or triangular cooperation (Derived from QCPR indicator 43d) (Similar to UNICEF)	2017 (Baseline)	Yes	N/A
	2018 (Milestone)	-	-
	2019 (Milestone)	Yes	3
	2020 (Milestone)	No	0
	2021 (Target)	Yes	0

INDICATOR STATEMENT	YEAR	BMTS	REPORTED RESULT
SP O_3.4: Number of countries that have a UN-Women-led national gender equality profile based on gender data sets available, disaggregated by relevant characteristics	2017 (Baseline)	No	N/A
	2018 (Milestone)	-	-
	2019 (Milestone)	-	NA
	2020 (Milestone)	-	0
	2021 (Target)	Yes	0

INDICATOR STATEMENT	YEAR	BMTS	REPORTED RESULT
SP O_3.5: Number of participants trained on gender-equality related topics via the Training Centre, disaggregated by sex and type of organization (Not for country reporting)	2010 (Baseline)	0	N/A
	2018 (Milestone)	-	-
	2019 (Milestone)	-	-
	2020 (Milestone)	-	-
	2021 (Milestone)	-	-



INDICATOR STATEMENT	YEAR	BMTS	REPORTED RESULT
SP O_3.6: Number of thematic communities of practice with systems for capturing, storing and sharing knowledge	2017 (Baseline)	0	N/A
	2018 (Milestone)	-	-
	2019 (Milestone)	-	NA
	2020 (Milestone)	-	0
	2021 (Target)	0	0

INDICATOR STATEMENT	YEAR	BMTS	REPORTED RESULT
SP O_3.7: a. Number of citations of UN-Women's global reports (Progress of the World 's Women, World Survey on the Role of Women in Development, SDGs and Gender Report) (Not for country reporting)	2010 (Baseline)	0	N/A
	2018 (Milestone)	-	-
	2019 (Milestone)	-	-
	2020 (Milestone)	-	-
	2021 (Milestone)	-	-

INDICATOR STATEMENT	YEAR	BMTS	REPORTED RESULT
SP O_3.7: b. Number of downloads of UN-Women's knowledge products (Not for country reporting)	(Baseline)	-	N/A
	2018 (Milestone)	-	-
	2019 (Milestone)	-	-
	2020 (Milestone)	-	-
	2021 (Target)	-	-

INDICATOR STATEMENT	YEAR	BMTS	REPORTED RESULT
SP O_3.8: Percentage of Strategic Notes and Annual Reports that meet quality standards in results-based management (Not for country reporting)	(Baseline)	-	N/A
	2018 (Milestone)	-	-
	2019 (Milestone)	-	NA
	2020 (Milestone)	-	-
	2021 (Target)	-	-

INDICATOR STATEMENT	YEAR	BMTS	REPORTED RESULT
SP O_3.9: Percentage of programme staff trained on results based management (Not for country reporting)	(Baseline)	-	N/A
	2018 (Milestone)	-	-
	2019 (Milestone)	-	-
	2020 (Milestone)	-	-
	2021 (Target)	-	-

INDICATOR STATEMENT	YEAR	BMTS	REPORTED RESULT
SP O_3.10: Percentage of planned evaluations being conducted (Similar to UNICEF and UNFPA) (Not for country reporting)	(Baseline)	-	N/A
	2018 (Milestone)	-	-
	2019 (Milestone)	-	-
	2020 (Milestone)	-	-
	2021 (Target)	-	-

INDICATOR STATEMENT	YEAR	BMTS	REPORTED RESULT
SP O_3.11: Percentage of evaluations rated "good and above" (Similar to UNICEF and UNFPA) (Not for country reporting)	(Baseline)	-	N/A
	2018 (Milestone)	-	-
	2019 (Milestone)	-	-
	2020 (Milestone)	-	-
	2021 (Target)	-	-

---

INDICATOR STATEMENT	YEAR	BMTS	REPORTED RESULT
Percentage of evaluations rated "good and above" (Desk Review)	(Baseline)	-	N/A
	2022 (Target)	-	-

---



## OUTPUT INDICATOR AND RESULTS

### OUTPUT MAR\_O\_3.1

OUTCOME STATEMENT	INDICATOR STATEMENT	YEAR	BMTS	REPORTED RESULT
Programmes are designed and implemented using results based management strategy and human based approach  Planned Budget: <b>\$786.40 K</b>	Percentage of project documents reviewed and approved	2017 (Baseline)	NA	N/A
		2018 (Milestone)	100%	
		2019 (Milestone)	100%	100%
		2020 (Milestone)	100%	100
		2021 (Milestone)	100%	100%
		2022 (Target)	100%	100

Actual Budget and Shortfall:  
**\$48.57 K**

Shortfall: \$737.84 K






Expenses:  
**\$48.57 K**



INDICATOR STATEMENT	YEAR	BMTS	REPORTED RESULT
Average reaction time for first request to process vouchers and PO vouchers in service tracker	2022 (Baseline)	0	N/A

**OUTPUT MAR\_O\_3.2**

OUTCOME STATEMENT	INDICATOR STATEMENT	YEAR	BMTS	REPORTED RESULT
Programmes accountability is enhanced through reporting and evaluation  Planned Budget: <b>\$227.60 K</b>    Actual Budget and Shortfall: <b>\$339.02 K</b>  Shortfall: \$0.00    Expenses: <b>\$319.72 K</b>  	Number of of evaluations rated satisfactory or above	2017 (Baseline)	3	N/A
		2018 (Milestone)	1	1
		2019 (Milestone)	3	3
		2020 (Milestone)	1	3
		2021 (Milestone)	1	0
		2022 (Target)	2	0

INDICATOR STATEMENT	YEAR	BMTS	REPORTED RESULT
% of planned evaluation conducted	2017 (Baseline)	100%	N/A
	2018 (Milestone)	-	
	2019 (Milestone)	70	80%
	2020 (Milestone)	75	75
	2021 (Milestone)	80	80%
	2022 (Target)	80%	64