

Country-Level Data for Morocco country Outcome

XM-DAC-41146-MAR_O_4

OUTCOME MAR_O_4 [XM-DAC-41146-MAR_O_4](#)


Improved management of financial and human resources in pursuit of results

OUTCOME DETAILS

SDG alignment



Impact areas

 Empowered people

Organizational outputs

Policy Marker

GENDER EQUALITY

Humanitarian Scope

No

UN System Function

Direct support and service delivery

Support functions

Outcome Description

Improved management of financial and human resources in pursuit of results

RESOURCES

\$593.52 K

Planned Budget

\$520.79 K

Actual Budget

PLANNED BUDGET

ACTUAL BUDGET AND SHORTFALL

EXPENSES



Funding Partners

Regular resources (Core):

 UN Women
\$520,793

OUTCOME MAR_O_4

B - Baseline M - Milestones T - Target

OUTCOME STATEMENT	INDICATOR STATEMENT	YEAR	BMTS	REPORTED RESULT
Improved management of financial and human resources in pursuit of results	SP O_4.1 : Rating in the Aid Transparency Tracker (Derived from QCPR indicator 25) (Shared with UNFPA) (Not for country reporting)	(Baseline)	-	N/A
		2018 (Milestone)	-	-
		2019 (Milestone)	-	-
		2020 (Milestone)	-	-
		2021 (Target)	-	-

INDICATOR STATEMENT	YEAR	BMTS	REPORTED RESULT
SP O_4.2: Percentage of donor reports submitted on time (Not for country reporting)	(Baseline)	-	N/A
	2018 (Milestone)	-	-
	2019 (Milestone)	-	-
	2020 (Milestone)	-	-
	2021 (Target)	-	-

INDICATOR STATEMENT	YEAR	BMTS	REPORTED RESULT
SP O_4.3: Percentage of feedback received from member states on donor reports that are positive (Not for country reporting)	(Baseline)	-	N/A
	2018 (Milestone)	-	-
	2019 (Milestone)	-	-
	2020 (Milestone)	-	-
	2021 (Target)	-	-

INDICATOR STATEMENT	YEAR	BMTS	REPORTED RESULT
SP O_4.4: Percentage of Country and Multi-Country Offices that have adopted and implemented common service lines in: i.Common procurement services ii. Common finance services iii. Common information, communication and technology (ICT) services iv. Common logistics services v.Common human resources services vi. Common facility services, including Common Premises (Derived from QCPR indicator 76c)(Similar to UNICEF and UNFPA)	2017 (Baseline)	NO	N/A
	2018 (Milestone)	-	-
	2019 (Milestone)	-	TRUE
	2020 (Milestone)	-	FALSE
	2021 (Target)	NO	TRUE

INDICATOR STATEMENT	YEAR	BMTS	REPORTED RESULT
SP O_4.5: Structured dialogue on financing with the Executive Board held annually (Derived from QCPR indicator 19)(Not for country reporting)	(Baseline)	-	N/A
	2018 (Milestone)	-	-
	2019 (Milestone)	-	-
	2020 (Milestone)	-	-
	2021 (Target)	-	-

INDICATOR STATEMENT	YEAR	BMTS	REPORTED RESULT
SP O_4.6: Percentage of offices which have completed training on anti-fraud and accountability (Not for country reporting)	(Baseline)	-	N/A
	2018 (Milestone)	-	-
	2019 (Milestone)	-	-
	2020 (Milestone)	-	-
	2021 (Target)	-	-

INDICATOR STATEMENT	YEAR	BMTS	REPORTED RESULT
SP O_4.7: Implementation rate for regular resources (Shared with UNFPA) (Not for country reporting)	2010 (Baseline)	0	N/A
	2018 (Milestone)	-	-
	2019 (Milestone)	-	-
	2020 (Milestone)	-	-
	2021 (Milestone)	-	-

INDICATOR STATEMENT	YEAR	BMTS	REPORTED RESULT
SP O_4.8: Implementation rate for other resources (Not for country reporting)	(Baseline)	-	N/A
	2018 (Milestone)	-	-
	2019 (Milestone)	-	-
	2020 (Milestone)	-	-
	2021 (Target)	-	-

INDICATOR STATEMENT	YEAR	BMTS	REPORTED RESULT
SP O_4.9: Percentage of Country Offices reporting on Greenhouse Gas emissions for travel and operations (Similar to UNFPA and UNICEF) (Not for country reporting)	(Baseline)	-	N/A
	2018 (Milestone)	-	-
	2019 (Milestone)	-	-
	2020 (Milestone)	-	-
	2021 (Target)	-	-

INDICATOR STATEMENT	YEAR	BMTS	REPORTED RESULT
SP O_4.10: Average turnover time for the identification of qualified candidates and complete recruitment (Not for country reporting)	(Baseline)	-	N/A
	2018 (Milestone)	-	-
	2019 (Milestone)	-	-
	2020 (Milestone)	-	-
	2021 (Target)	-	-

INDICATOR STATEMENT	YEAR	BMTS	REPORTED RESULT
SP O_4.11: Percentage of annual performance management and development reviews completed on time (Not for country reporting)	(Baseline)	-	N/A
	2018 (Milestone)	-	-
	2019 (Milestone)	-	-
	2020 (Milestone)	-	-
	2021 (Target)	-	-

INDICATOR STATEMENT	YEAR	BMTS	REPORTED RESULT
SP O_4.12: Percentage of staff members completing mandatory trainings (Not for country reporting)	(Baseline)	-	N/A
	2018 (Milestone)	-	-
	2019 (Milestone)	-	-
	2020 (Milestone)	-	-
	2021 (Target)	-	-

INDICATOR STATEMENT	YEAR	BMTS	REPORTED RESULT
SP O_4.13: Percentage of internal audit recommendations implemented (Similar to UNFPA) (Not for country reporting)	(Baseline)	-	N/A
	2018 (Milestone)	-	-
	2019 (Milestone)	-	-
	2020 (Milestone)	-	-
	2021 (Target)	-	-

INDICATOR STATEMENT	YEAR	BMTS	REPORTED RESULT
SP O_4.14: Percentage of external audit recommendations implemented (Similar to UNFPA) (Not for country reporting)	(Baseline)	-	N/A
	2018 (Milestone)	-	-
	2019 (Milestone)	-	-
	2020 (Milestone)	-	-
	2021 (Target)	-	-

INDICATOR STATEMENT	YEAR	BMTS	REPORTED RESULT
SP O_4.15: Percentage of risk units meeting Enterprise Risk Management policy and framework requirements (Not for country reporting)	(Baseline)	-	N/A
	2018 (Milestone)	-	-
	2019 (Milestone)	-	-
	2020 (Milestone)	-	-
	2021 (Target)	-	-

INDICATOR STATEMENT	YEAR	BMTS	REPORTED RESULT
SP O_4.16: Percentage availability and uptime of corporate ICT systems (Not for country reporting)	(Baseline)	-	N/A
	2018 (Milestone)	-	-
	2019 (Milestone)	-	-
	2020 (Milestone)	-	-
	2021 (Target)	-	-


INDICATOR STATEMENT	YEAR	BMTS	REPORTED RESULT
SP O_4.17: Percentage of ICT platforms that fully address cyber-security issues and architecture design inputs from the ICT team (Not for country reporting)	(Baseline)	-	N/A
	2018 (Milestone)	-	-
	2019 (Milestone)	-	-
	2020 (Milestone)	-	-
	2021 (Target)	-	-

INDICATOR STATEMENT	YEAR	BMTS	REPORTED RESULT
SP O_4.18: Percentage of offices compliant with business continuity plans and processes (Not for country reporting)	(Baseline)	-	N/A
	2018 (Milestone)	-	-
	2019 (Milestone)	-	-
	2020 (Milestone)	-	-
	2021 (Target)	-	-

INDICATOR STATEMENT	YEAR	BMTS	REPORTED RESULT
SP O_4.19: Percentage of offices compliant with UN Security Risk Management requirements (Not for country reporting)	(Baseline)	-	N/A
	2018 (Milestone)	-	-
	2019 (Milestone)	-	-
	2020 (Milestone)	-	-
	2021 (Target)	-	-

OUTPUT INDICATOR AND RESULTS


OUTPUT MAR_O_4.2

OUTCOME STATEMENT	INDICATOR STATEMENT	YEAR	BMTS	REPORTED RESULT
Financial and human resources are adequately managed to ensure an efficient programmes implementation Planned Budget: \$3.10 M 	Average turnover time for the identification of qualified candidates and complete recruitment (in months)	2017 (Baseline)	1.5	N/A
		2018 (Milestone)	1	1
		2019 (Milestone)	1	15
		2020 (Milestone)	1	4
		2021 (Milestone)	1	15
		2022 (Target)	1.5	1.5

Actual Budget and Shortfall:
\$3.14 M

Shortfall: \$0.00

Expenses:
\$3.10 M



INDICATOR STATEMENT	YEAR	BMTS	REPORTED RESULT
Percentage of annual performance management and development (PMD) reviews and mandatory courses completed on time	2017 (Baseline)	70%	N/A
	2018 (Milestone)	80%	
	2019 (Milestone)	90%	80
	2020 (Milestone)	100%	76
	2021 (Milestone)	100%	100%
	2022 (Target)	100%	100

INDICATOR STATEMENT	YEAR	BMTS	REPORTED RESULT
Compliance with month-end and year-end closure instructions	2017 (Baseline)	80%	N/A
	2018 (Milestone)	90%	
	2019 (Milestone)	100%	95
	2020 (Milestone)	100%	95
	2021 (Milestone)	100%	90%
	2022 (Target)	100%	100

INDICATOR STATEMENT	YEAR	BMTS	REPORTED RESULT
Percentage of compliance with business continuity plans and processes	2017 (Baseline)	80%	N/A
	2018 (Milestone)	90%	
	2019 (Milestone)	100%	100
	2020 (Milestone)	100%	100
	2021 (Milestone)	100%	80%
	2022 (Target)	100%	90

INDICATOR STATEMENT	YEAR	BMTS	REPORTED RESULT
Overall Information Security & Compliance Risk Level	2018 (Baseline)	0%	N/A
	2019 (Milestone)	0%	-
	2020 (Milestone)	Low (20% or Less)	10
	2021 (Milestone)	Low (20% or Less)	100
	2022 (Target)	Low (20% or Less)	83