

Country-Level Data for Mali country Outcome XM-DAC-41146-MLI_D_3.1

OUTCOME MLI_D_3.1 [XM-DAC-41146-MLI_D_3.1](#)

By 2024, vulnerable people have improved access to social welfare services, including in humanitarian context.

OUTCOME DETAILS

SDG alignment





Impact areas

 Ending violence against women

Organizational outputs

 Norms, laws, policies and institutions

 Positive social norms

 Access to services, goods and resources

Policy Marker

GENDER EQUALITY

Outcome Description

Increasing stakeholders capacities; from Institutions and communities to prevent gender-based violence, promote the rights of women and girls, including in humanitarian situations; provide emergency assistance to people who are victims of violence and provide quality essential services to GBV survivors.

UN Partners

UNAIDS



UNDP



UNFPA

UNICEF

WHO

Humanitarian Scope

No

UN System Function

Advocacy, communications and social mobilization

Capacity development and technical assistance

Direct support and service delivery

Support functions

RESOURCES

\$2.17 M

Planned Budget

\$1.87 M

Actual Budget

PLANNED BUDGET

ACTUAL BUDGET AND SHORTFALL

EXPENSES




Funding Partners

Other resources (Non-Core)/ Funding Partners:

 Sweden \$0

 France \$42,593

 European Commission -
Spotlight \$1,749,057

 Denmark \$75,000

TOTAL OTHER RESOURCES (NON-CORE)
\$1,866,650

OUTCOME MLI_D_3.1

B - Baseline M - Milestones T - Target

OUTCOME STATEMENT	INDICATOR STATEMENT	YEAR	BMTS	REPORTED RESULT
By 2024, vulnerable people have improved access to social welfare services, including in humanitarian context.	% of VBG victims of violence who believe that there is an adequate system of care for the victims (psychosocial, medical and legal)	2019 (Baseline)	80	N/A
		2020 (Milestone)	90%	70
		2021 (Milestone)	90%	80
		2022 (Milestone)	95%	-
		2023 (Milestone)	95%	-
		2024 (Target)	95%	-

INDICATOR STATEMENT	YEAR	BMTS	REPORTED RESULT
Existence of laws and policies on VAW/VSBG/ harmful practices that adequately address the rights of women and girls, including the exercise/access to SRH rights, are evidence-based and comply with international human resources standards and the recommendations of bodies on treaties and conventions	2018 (Baseline)	NO	N/A
	2020 (Milestone)	Yes	FALSE
	2021 (Milestone)	-	TRUE
	2022 (Milestone)	-	TRUE
	2024 (Target)	1	-

INDICATOR STATEMENT	YEAR	BMTS	REPORTED RESULT
Existence of evidence-based national and/or local action plans and M&E frameworks to end VAW/VSBG/ harmful practices that address the rights of all women and girls and are developed in a participatory manner.	2021 (Baseline)	Yes	N/A
	2020 (Milestone)	Yes	TRUE
	2021 (Milestone)	-	TRUE
	2022 (Milestone)	Yes	TRUE
	2023 (Milestone)	Yes	TRUE
	2024 (Target)	Yes	-

INDICATOR STATEMENT	YEAR	BMTS	REPORTED RESULT
Existence of laws and policies that ensure the ability of women's rights groups, autonomous social movements, civil society organizations and feminist activists/human rights defenders to advance the human rights agenda.	2018 (Baseline)	NB	N/A
	2020 (Milestone)	1	0
	2021 (Milestone)	-	0
	2024 (Target)	1	-

INDICATOR STATEMENT	YEAR	BMTS	REPORTED RESULT
Existence and increased use of social accountability mechanisms by civil society to monitor and initiate efforts to end VAW, including GBV and harmful practices and promote SRH rights of women and girls	2021 (Baseline)	Yes	N/A
	2020 (Milestone)	Yes	TRUE
	2021 (Milestone)	-	TRUE
	2022 (Milestone)	Yes	TRUE
	2023 (Milestone)	Yes	TRUE
	2024 (Target)	Yes	-

INDICATOR STATEMENT	YEAR	BMTS	REPORTED RESULT
Proportion of women's rights groups, civil society organizations including those representing youth and groups at risk of multiple forms of cross-discrimination, that report having greater influence to take action against VAW, including GBV and harmful practices, and to promote SRH rights.	2021 (Baseline)	50	N/A
	2020 (Milestone)	70%	30
	2021 (Milestone)	70%	60
	2022 (Milestone)	50	40
	2023 (Milestone)	50	50
	2024 (Target)	55	-

INDICATOR STATEMENT	YEAR	BMTS	REPORTED RESULT
Number of institutions putting in places policies and practices to address gender-based discrimination and/or combat gender stereotypes (CO)	2021 (Baseline)	1	N/A
	2022 (Milestone)	-	0
	2024 (Target)	3	-

INDICATOR STATEMENT	YEAR	BMTS	REPORTED RESULT
Number of countries and/or other actors with comprehensive and coordinated VAW prevention strategy (CO)	2021 (Baseline)	1	N/A
	2022 (Milestone)	-	TRUE
	2024 (Target)	4	-

INDICATOR STATEMENT	YEAR	BMTS	REPORTED RESULT
Number of countries where there has been an increase in the number of women who access services after experiencing violence or discrimination (CO)	(Baseline)	-	N/A
	2022 (Milestone)	-	TRUE
	2024 (Target)	-	-

INDICATOR STATEMENT	YEAR	BMTS	REPORTED RESULT
Number of countries where multi-sectoral systems, strategies or programs are implemented to advance women's equal access to and use of services, goods and/resources, including social protection (CO)	(Baseline)	-	N/A
	2022 (Milestone)	-	TRUE
	2024 (Target)	-	-

INDICATOR STATEMENT	YEAR	BMTS	REPORTED RESULT
SDG 1.3.1: Proportion of population covered by social protection floors/systems, by sex, distinguishing children, unemployed persons, older persons, persons with disabilities, pregnant women, newborns, work-injury victims and the poor and the vulnerable (Desk Review)	(Baseline)	-	N/A
	2022 (Milestone)	-	-
	2023 (Milestone)	-	-
	2024 (Target)	-	-

INDICATOR STATEMENT	YEAR	BMTS	REPORTED RESULT
SDG 5.2.1: Proportion of ever-partnered women and girls aged 15 years and older subjected to physical, sexual, or psychological violence by a current or former intimate partner in the previous 12 months, by form of violence and by age (Desk Review)	(Baseline)	-	N/A
	2022 (Milestone)	-	-
	2023 (Milestone)	-	-
	2024 (Target)	-	-

INDICATOR STATEMENT	YEAR	BMTS	REPORTED RESULT
SP 4.11.1: Number of National Action Plans and Strategies to end violence against women that have a component that addresses social norms, attitudes, and behavior transformation, developed with UN-Women's support	2019 (Baseline)	YES	N/A
	2020 (Milestone)	-	FALSE
	2021 (Milestone)	YES	TRUE
	2024 (Target)	-	-

INDICATOR STATEMENT	YEAR	BMTS	REPORTED RESULT
SP 4.11.2a: Number of countries that have, with UN Women's support, (1) conducted community activities with women and men, boys and girls on gender equality and respectful relationships and (2) developed national informal or formal education curricula on gender and violence against women in primary and/or secondary schools.	2020 (Baseline)	YES	N/A
	2020 (Milestone)	-	TRUE
	2021 (Milestone)	YES	TRUE
	2024 (Target)	-	-

INDICATOR STATEMENT	YEAR	BMTS	REPORTED RESULT
SP 4.11.3: Number of countries supported by UN-Women to improve guidelines, protocols, standard operating procedures (in line with best practices) on the provision of quality services for victims and survivors	2020 (Baseline)	NO	N/A
	2020 (Milestone)	-	FALSE
	2021 (Milestone)	YES	FALSE
	2024 (Target)	-	-

INDICATOR STATEMENT	YEAR	BMTS	REPORTED RESULT
SP 4.11.4: Number of countries that provide information about women's rights to access quality essential services for victims and survivors of violence, with UN-Women's support	2020 (Baseline)	YES	N/A
	2020 (Milestone)	-	FALSE
	2021 (Milestone)	YES	TRUE
	2024 (Target)	-	-

INDICATOR STATEMENT	YEAR	BMTS	REPORTED RESULT
SP 4.11.2b: Number of countries that have, with UN Women's support, (1) conducted community activities with women and men, boys and girls on gender equality and respectful relationships and (2) developed national informal or formal education curricula on gender and violence against women in primary and/or secondary schools.	2020 (Baseline)	YES	N/A
	2020 (Milestone)	-	TRUE
	2021 (Milestone)	YES	TRUE
	2024 (Target)	-	-

INDICATOR STATEMENT	YEAR	BMTS	REPORTED RESULT
SP 4.11.6a: Number of countries that have, with UN Women's support, put in place measures to address gender-based violence (GBV) during the COVID-19 pandemic, which a) integrate violence prevention and response into COVID- 19 response plans, b), c), d), e)	2020 (Baseline)	YES	N/A
	2020 (Milestone)	-	FALSE
	2021 (Milestone)	YES	TRUE
	2024 (Target)	-	-

INDICATOR STATEMENT	YEAR	BMTS	REPORTED RESULT
SP 4.11.6b: Number of countries that have, with UN Women's support, put in place measures to address gender-based violence (GBV) during the COVID-19 pandemic, which a) , b) raise awareness through advocacy and campaigns, with targeted messages to both women and men, c), d), e)	2020 (Baseline)	YES	N/A
	2020 (Milestone)	-	FALSE
	2021 (Milestone)	YES	TRUE
	2024 (Target)	-	-

INDICATOR STATEMENT	YEAR	BMTS	REPORTED RESULT
SP 4.11.6c: Number of countries that have, with UN Women's support, put in place measures to address gender-based violence (GBV) during the COVID-19 pandemic, which a) , b) , c) provide options for women to report abuse and seek help without alerting perpetrators, d), e)	2020 (Baseline)	YES	N/A
	2020 (Milestone)	-	FALSE
	2021 (Milestone)	YES	NA
	2024 (Target)	-	-

INDICATOR STATEMENT	YEAR	BMTS	REPORTED RESULT
SP 4.11.6d: Number of countries that have, with UN Women's support, put in place measures to address gender-based violence (GBV) during the COVID-19 pandemic, which a) , b) , c), d) ensure continued functioning of shelters for victims of violence and expand their capacity, e)	2020 (Baseline)	YES	N/A
	2020 (Milestone)	-	FALSE
	2021 (Milestone)	YES	NA
	2024 (Target)	-	-

INDICATOR STATEMENT	YEAR	BMTS	REPORTED RESULT
SP 4.11.6e: Number of countries that have, with UN Women's support, put in place measures to address gender-based violence (GBV) during the COVID-19 pandemic, which a) , b) , c), d), e) ensure women's access to justice through police and justice response to address impunity of perpetrators and protect women and their children	2020 (Baseline)	YES	N/A
	2020 (Milestone)	-	FALSE
	2021 (Milestone)	YES	NA
	2024 (Target)	-	-

INDICATOR STATEMENT	YEAR	BMTS	REPORTED RESULT
SP 4.11.7. Number of women's organizations with increased capacities to respond to and mitigate the pandemic, fight against COVID-19 related gender-based violence, racism, xenophobia, stigma, and other forms of discrimination, prevent and remedy human rights abuses, and ensure longer-term recovery	2020 (Baseline)	4	N/A
	2020 (Milestone)	-	10
	2021 (Milestone)	10	87
	2024 (Target)	-	-

INDICATOR STATEMENT	YEAR	BMTS	REPORTED RESULT
SDG 5.2.2 Proportion of women and girls aged 15 years and older subjected to sexual violence by persons other than an intimate partner in the previous 12 months, by age and place of occurrence (Desk Review)	(Baseline)	-	N/A
	2022 (Milestone)	-	-
	2023 (Milestone)	-	-
	2024 (Target)	-	-

INDICATOR STATEMENT	YEAR	BMTS	REPORTED RESULT
SDG 5.3.2 Proportion of girls and women aged 15-49 years who have undergone female genital mutilation/ cutting, by age (Desk Review)	(Baseline)	-	N/A
	2022 (Milestone)	-	-
	2023 (Milestone)	-	-
	2024 (Target)	-	-

INDICATOR STATEMENT	YEAR	BMTS	REPORTED RESULT
SDG 5.3.1: Proportion of women aged 20–24 years who were married or in a union before age 15 and before age 18 (Desk Review)	(Baseline)	-	N/A
	2022 (Milestone)	-	-
	2023 (Milestone)	-	-
	2024 (Target)	-	-

OUTPUT INDICATOR AND RESULTS

OUTPUT MLI_D_3.1.2

OUTCOME STATEMENT	INDICATOR STATEMENT	YEAR	BMTS	REPORTED RESULT
Institutions, communities and service providers have strengthened their capacity to adopt attitudes and behaviors in favor of changing social norms that are harmful to women/girls, to identify and refer GBV/VSLC survivors and to provide them quality essential services.	Number of communities that have developed EAW gender activities with the participation of men / boys	2017 (Baseline)	4	N/A
		2020 (Milestone)	50	70
		2021 (Milestone)	100	160
		2022 (Milestone)	100	200
		2023 (Milestone)	130	-
		2024 (Target)	500	-
Planned Budget: \$1.13 M				

Actual Budget and Shortfall:

\$868.74 K

Shortfall: \$264.27 K

Expenses:

\$695.15 K

INDICATOR STATEMENT	YEAR	BMTS	REPORTED RESULT
Number of organizations providing information on women's rights to access quality essential services for victims and survivors of violence, with support from UN-Women	2019 (Baseline)	0	N/A
	2021 (Milestone)	1	5
	2022 (Milestone)	2	0
	2023 (Milestone)	1	-
	2024 (Target)	1	-

INDICATOR STATEMENT	YEAR	BMTS	REPORTED RESULT
Number of partners that have increased capacities to advance gender equality and women's empowerment through national and/or local (multi) sectoral strategies, policies and/or action plans (CO, HQ)	2021 (Baseline)	20	N/A
	2022 (Milestone)	-	5
	2024 (Target)	250	-

OUTPUT MLI_D_3.1.5

OUTCOME STATEMENT	INDICATOR STATEMENT	YEAR	BMTS	REPORTED RESULT
The capacities of institutions and civil society organizations are strengthened to develop and monitor the implementation of laws and policies to end gender-based violence and other forms of discrimination in order to achieve gender equality.	Number of reliable GBV information dissemination mechanisms put in place	2017 (Baseline)	2	N/A
		2020 (Milestone)	50	90
		2021 (Milestone)	1000	195
		2022 (Milestone)	1000	450
		2023 (Milestone)	1000	150
		2024 (Target)	1700	-

Planned Budget:
\$2.68 M

Actual Budget and Shortfall:
\$323.03 K

Shortfall: \$2.36 M



Expenses:
\$174.31 K



INDICATOR STATEMENT	YEAR	BMTS	REPORTED RESULT
Number of partners that have increased capacities to promote/influence gender responsive legislation (CO, HQ)	2021 (Baseline)	30	N/A
	2022 (Milestone)	-	250
	2024 (Target)	200	-

INDICATOR STATEMENT	YEAR	BMTS	REPORTED RESULT
Number of partners that have increased capacities to advance gender equality and women's empowerment through national and/or local (multi) sectoral strategies, policies and/or action plans (CO, HQ)	2022 (Baseline)	250	N/A
	2023 (Milestone)	255	0
	2024 (Target)	260	-

INDICATOR STATEMENT	YEAR	BMTS	REPORTED RESULT
Number of institutions that have increased capacities to design and implement institutional reforms/strategies/policies that promote gender equality and women's empowerment (CO)	(Baseline)	-	N/A
	2023 (Milestone)	-	0
	2024 (Target)	-	-

INDICATOR STATEMENT	YEAR	BMTS	REPORTED RESULT
Number of national AIDS coordinating bodies and/or national multi-sectoral HIV programmes that have strengthened capacity to integrate gender-responsive actions into national HIV strategies (CO)	(Baseline)	-	N/A
	2023 (Milestone)	-	FALSE
	2024 (Target)	-	-

INDICATOR STATEMENT	YEAR	BMTS	REPORTED RESULT
Number of multi-stakeholder dialogue processes to promote engagement of governments with civil society and other partners to advance gender equality and women's empowerment (CO, RO, HQ)	(Baseline)	-	N/A
	2023 (Milestone)	-	1
	2024 (Target)	-	-

INDICATOR STATEMENT	YEAR	BMTS	REPORTED RESULT
Number of partners with capacities to integrate gender equality into fiscal laws/policies/standards (CO, RO, HQ)	(Baseline)	-	N/A
	2023 (Milestone)	-	3
	2024 (Target)	-	-

INDICATOR STATEMENT	YEAR	BMTS	REPORTED RESULT
Number of organizations/institutions with increased capacities to identify and/or address discriminatory behaviour and/or social/gender norms change (CO)	2021 (Baseline)	253	N/A
	2022 (Milestone)	250	-
	2023 (Milestone)	275	16
	2024 (Target)	280	-

OUTPUT MLI_D_3.1.7

OUTCOME STATEMENT	INDICATOR STATEMENT	YEAR	BMTS	REPORTED RESULT
Women's rights groups and civil society organizations, including those representing youth and groups vulnerable to cross-discrimination, more effectively influence and advance the agenda on gender equality, women's empowerment and the fight against violence against women and girls, including GBV and harmful practices.	Number of formal dialogues with relevant government authorities, with the meaningful participation of women's rights groups, CSOs, including those representing youth and groups vulnerable to multiple forms of cross-discrimination.	2018 (Baseline)	1	N/A
		2020 (Milestone)	1	1
		2021 (Milestone)	1	0
		2022 (Milestone)	2	2
		2023 (Milestone)	2	10
		2024 (Target)	6	-

Planned Budget:

\$6.55 M

Actual Budget and Shortfall:

\$2.99 M

Shortfall: \$3.57 M



Expenses:
\$2.48 M



INDICATOR STATEMENT	YEAR	BMTS	REPORTED RESULT
Number of women's rights groups and CSOs with strengthened capacity for networking and joint advocacy to combat VAW, including GBV and harmful practices and to promote SRH rights at local and national levels.	2018 (Baseline)	TBD	N/A
	2020 (Milestone)	250	5
	2021 (Milestone)	250	250
	2022 (Milestone)	300	5
	2023 (Milestone)	350	12
	2024 (Target)	350	-

INDICATOR STATEMENT	YEAR	BMTS	REPORTED RESULT
Number of women's rights groups and relevant CSOs using appropriate accountability mechanisms for advocacy.	2018 (Baseline)	0	N/A
	2020 (Milestone)	60	0
	2021 (Milestone)	60	0
	2022 (Milestone)	100	5
	2023 (Milestone)	150	150
	2024 (Target)	250	-

INDICATOR STATEMENT	YEAR	BMTS	REPORTED RESULT
Number of programs developed by civil society groups and organizations on VAW, including GBV, harmful practices, and SRH rights.	2018 (Baseline)	TBD	N/A
	2020 (Milestone)	TBD	4
	2021 (Milestone)	2	0
	2022 (Milestone)	3	5
	2023 (Milestone)	5	6
	2024 (Target)	5	-

INDICATOR STATEMENT	YEAR	BMTS	REPORTED RESULT
Number of multi-stakeholder dialogue processes to promote engagement of governments with civil society and other partners to advance gender equality and women's empowerment (CO, RO, HQ)	2021 (Baseline)	1	N/A
	2022 (Milestone)	-	2
	2024 (Target)	5	-

INDICATOR STATEMENT	YEAR	BMTS	REPORTED RESULT
Number of civil society organizations working on gender equality and women's empowerment, especially women's organizations, that have strengthened capacity to exercise their leadership role towards the achievement of gender equality and women's empowerment (CO, RO, HQ)	2021 (Baseline)	100	N/A
	2022 (Milestone)	-	250
	2024 (Target)	300	-

INDICATOR STATEMENT	YEAR	BMTS	REPORTED RESULT
Number of women and girls, including women and girls living with and/or affected by HIV, with increased capacities to participate in public life and exercise leadership (CO, RO, HQ)	2022 (Baseline)	75	N/A
	2023 (Milestone)	125	388
	2024 (Target)	150	-

OUTPUT MLI_D_3.1.8

OUTCOME STATEMENT	INDICATOR STATEMENT	YEAR	BMTS	REPORTED RESULT
Spotlight Initiative PROGRAMME MANAGEMENT COSTS Cost for all outcomes combined. Should not exceed 18% of total Programme Outcome Costs Planned Budget: \$2.24 M	Percentage of staffing cost paid	2020 (Baseline)	100	N/A
		2021 (Milestone)	100	100
		2022 (Milestone)	100	100
		2023 (Milestone)	100	100
		2024 (Target)	100	-

Actual Budget and Shortfall:
\$1.60 M

Shortfall: \$642.48 K



Expenses:

\$653.15 K



INDICATOR STATEMENT	YEAR	BMTS	REPORTED RESULT
Delivery rate of PMC	2020 (Baseline)	100	N/A
	2021 (Milestone)	100	100
	2022 (Milestone)	100	100
	2023 (Milestone)	100	88.21
	2024 (Target)	100	-

INDICATOR STATEMENT	YEAR	BMTS	REPORTED RESULT
Number of countries with a process to design and implement VAW prevention strategies, or with VAW prevention interventions based on global norms and standards (CO)	(Baseline)	-	N/A
	2022 (Milestone)	-	TRUE
	2024 (Target)	-	-

INDICATOR STATEMENT	YEAR	BMTS	REPORTED RESULT
Number of countries supported to develop and/or implement guidelines, protocols and standard operating procedures to strengthen EAWG services in line with the Essential Services Package (CO)	(Baseline)	-	N/A
	2022 (Milestone)	-	TRUE
	2024 (Target)	-	-

INDICATOR STATEMENT	YEAR	BMTS	REPORTED RESULT
Number of women accessing information, goods, resources and/or services through UNW supported platforms and programs in humanitarian and development settings (CO, HQ)	2022 (Baseline)	50	N/A
	2023 (Milestone)	150	2125
	2024 (Target)	175	-

INDICATOR STATEMENT	YEAR	BMTS	REPORTED RESULT
Number of countries with multi stakeholder initiatives in place to prevent and respond to sexual violence including sexual harassment in public and/or private spaces (CO, HQ)	(Baseline)	-	N/A
	2022 (Milestone)	-	1
	2024 (Target)	-	-

INDICATOR STATEMENT	YEAR	BMTS	REPORTED RESULT
Number of initiatives developed and implemented to prevent, monitor and mitigate violence against women in politics (VAWP) and in public life (including gender equality advocates in civil society organizations working on gender equality and women's empowerment, especially women's organizations) (CO, RO, HQ)	(Baseline)	-	N/A
	2022 (Milestone)	-	1
	2024 (Target)	-	-

STRATEGIC NOTE OUTCOME PROGRESS NOTE

SHOWING DATA OF : 2022

By 2024, vulnerable people have improved access to social welfare services, including in humanitarian context.

UN Women's actions in the field of eliminating violence against women and girls have contributed to a gradual change in people's mentality regarding the perception of GBV, especially traditional and religious leaders through national and regional coalitions. Alliances of women's rights defenders have been set up to carry out actions in favor of GBV prevention, harmful practices, the promotion of RH rights and emergency assistance to survivors in the communes of Bougouni, Kolokani, Kati and Sélingué. About forty civil society organizations, including women's and youth associations and community-based organizations, provide information on women's political and social rights and on services for GBV victims and survivors. Thanks to these different actions, hundreds of women and girls have a better understanding of prevention and protection measures against GBV and of menstrual hygiene management. 23 groups of women and girls facing multiple forms of discrimination have been trained in IGAs. The capacity building of hundreds of traditional chiefs and religious leaders in the regions of Koulikoro, Segou, Kayes, Sikasso and Bamako has allowed them to become more involved in prevention and protection activities. They regularly undertake information, awareness-raising and mediation activities and promote gender equality and the fight to eliminate GBV in their respective communities. In terms of access to legal assistance, many improvements have been observed at the level of the national police department, which is the entry point for survivors. GBV sections have been created in the different units of the national police department and capacity building has been carried out with the support of UN Women, through training and the provision of computer equipment.