

# Country-Level Data for Mali country Outcome XM-DAC-41146-MLI\_O\_1

OUTCOME MLI\_O\_1 [XM-DAC-41146-MLI\\_O\\_1](#)

**Improved coordination, coherence and accountability of the United Nations System in respect of engagements to gender equality and empowerment of women**

## OUTCOME DETAILS

### SDG alignment



### Impact areas

 Empowered people

### Organizational outputs

#### Policy Marker

GENDER EQUALITY

#### Humanitarian Scope

No

#### UN System Function

Intergovernmental Normative Support

UN system coordination (discontinued)

### Outcome Description

Improved coordination, coherence and accountability of the United Nations System in respect of engagements to gender equality and empowerment of women



RESOURCES

\$40.58 K

Planned Budget

\$52.08 K

Actual Budget

PLANNED BUDGET

ACTUAL BUDGET AND SHORTFALL

EXPENSES



**Funding Partners**

Regular resources (Core):

 UN Women  
\$52,082

OUTCOME MLI\_O\_1

B - Baseline      M - Milestones      T - Target

OUTCOME STATEMENT	INDICATOR STATEMENT	YEAR	BMTS	REPORTED RESULT
Improved coordination, coherence and accountability of the United Nations System in respect of engagements to gender equality and empowerment of women	SP O_1.1: Percentage of ratings of reporting entities that meet or exceed UN-SWAP minimum standards (Derived from QCPR indicator 42b)(Not for country reporting)	2021 (Baseline)	99.33	N/A
		2020 (Milestone)	-	-
		2021 (Milestone)	-	-
		2022 (Milestone)	100	-
		2023 (Milestone)	100	
		2024 (Target)	100	-

INDICATOR STATEMENT	YEAR	BMTS	REPORTED RESULT
SP O_1.2: Fraction of reporting UN entities that track and report on allocations and expenditures using gender markers (Derived from QCPR indicator 42e)(Not for country reporting)	2021 (Baseline)	81.09	N/A
	2020 (Milestone)	-	-
	2021 (Milestone)	-	-
	2022 (Milestone)	85	-
	2023 (Milestone)	85	-
	2024 (Target)	85	-

INDICATOR STATEMENT	YEAR	BMTS	REPORTED RESULT
SP O_1.3: Percentage of UNDAFs (now UNSDCFs) that feature gender results at the outcome level (QCPR indicator 42g) (Not for country reporting)	(Baseline)	-	N/A
	2020 (Milestone)	-	-
	2021 (Milestone)	-	-
	2024 (Target)	-	-

INDICATOR STATEMENT	YEAR	BMTS	REPORTED RESULT
SP O_1.4: Percentage share of total programme expenditure from joint programmes (Derived from QCPR indicator 15g)(Not for country reporting)	2021 (Baseline)	100	N/A
	2020 (Milestone)	-	-
	2021 (Milestone)	-	-
	2022 (Milestone)	100	-
	2023 (Milestone)	100	-
	2024 (Target)	100	-

INDICATOR STATEMENT	YEAR	BMTS	REPORTED RESULT
SP O_1.5: [discontinued] Number of qualified female candidate profiles provided to the Executive Office of the Secretary General by UN-Women for senior level appointments (Not for country reporting)	2020 (Baseline)	A) 10% / B) 30%	N/A
	2020 (Milestone)	-	-
	2021 (Milestone)	-	-
	2022 (Milestone)	A) 15% / B) 15%	-
	2023 (Milestone)	A) 14% / B) 15%	-
	2024 (Target)	A) 12% / B) 15%	-






INDICATOR STATEMENT	YEAR	BMTS	REPORTED RESULT
SP O_1.6: Number of UN entities receiving gender parity advice and/or technical assistance by UN-Women (Not for country reporting)	2021 (Baseline)	92	N/A
	2020 (Milestone)	-	-
	2021 (Milestone)	-	-
	2022 (Milestone)	100	-
	2023 (Milestone)	100	-
	2024 (Target)	100	-

INDICATOR STATEMENT	YEAR	BMTS	REPORTED RESULT
Percentage of country offices applying environmental and social standards in UN-Women programmes in line with United Nations standards (QCPR 2.3.4) (Desk Review)	2021 (Baseline)	1	N/A
	2022 (Milestone)	1	-
	2023 (Milestone)	1	-
	2024 (Target)	1	-

INDICATOR STATEMENT	YEAR	BMTS	REPORTED RESULT
Percentage of UN-SWAP minimum standards met or exceeded (QCPR 1.4.13) (Desk Review)	2021 (Baseline)	0	N/A
	2022 (Milestone)	88	-
	2023 (Milestone)	88	-
	2024 (Target)	88	-

## OUTPUT INDICATOR AND RESULTS

### OUTPUT MLI\_O\_1.1

OUTCOME STATEMENT	INDICATOR STATEMENT	YEAR	BMTS	REPORTED RESULT
<p>UN-Women effectively leads, coordinates and promotes accountability for the implementation of gender commitments across the UN System</p> <p>Planned Budget: <b>\$236.00 K</b></p>  <p>Actual Budget and Shortfall: <b>\$121.00 K</b></p> <p>Shortfall: \$115.00 K</p>  <p>Expenses: <b>\$31.76 K</b></p> 	<p>Level of Gender Consideration in the UN Programs in Mali</p>	2017 (Baseline)	low	N/A
		2020 (Milestone)	Middle	High
		2021 (Milestone)	Middle	High
		2022 (Milestone)	High	The gender issues are well considered in the UN system under the leadership of UN Women
		2023 (Milestone)	High	-
		2024 (Target)	High	-

### OUTPUT MLI\_O\_1.2

OUTCOME STATEMENT

INDICATOR STATEMENT

YEAR

BMTS

REPORTED RESULT

Gender issues are well coordinated within the United Nations system, thanks to increased leadership of UN Women

Number of synthesis reports produced by UN Women on the coordination of gender initiatives within the UN system

Planned Budget:  
**\$124.75 K**



Actual Budget and Shortfall:  
**\$94.75 K**

Shortfall: \$30.00 K



Expenses:  
**\$33.10 K**



2017 (Baseline)	0	N/A
2020 (Milestone)	1	1
2021 (Milestone)	1	2
2022 (Milestone)	1	4
2023 (Milestone)	1	-
2024 (Target)	7	-