

Country-Level Data for Papua New Guinea country

Outcome XM-DAC-41146-PNG_D_3.4

OUTCOME PNG_D_3.4 [XM-DAC-41146-PNG_D_3.4](#)


SN Outcome 2.4 Violence Against Women and girls is prevented and quality essential services are available and accessible to survivors (Aligned to SP Output 11)

OUTCOME DETAILS


SDG alignment




Impact areas

 Ending violence against women

Organizational outputs

 Positive social norms

 Access to services, goods and resources

Policy Marker

GENDER EQUALITY

Humanitarian Scope

No

Outcome Description

Normative and policy frameworks are promoted and adapted in line with international standards, and institutions have the commitment, knowledge and capacities to legislate, plan, implement and monitor policies to address VAWG and femicide.

UN Partners

UNAIDS



UNDP



UNFPA

WHO

UN System Function

Advocacy, communications and social mobilization

Capacity development and technical assistance

Comprehensive and disaggregated data (discontinued)

Direct support and service delivery

Intergovernmental Normative Support

UN system coordination (discontinued)

RESOURCES

\$3.90 M

Planned Budget

\$1.88 M

Actual Budget

PLANNED BUDGET

ACTUAL BUDGET AND SHORTFALL

EXPENSES



Funding Partners

Regular resources (Core):

 UN Women
\$27,188

Other resources (Non-Core)/ Funding Partners:

 Multi-Partner Trust Fund Office \$77,243
 European Commission -
Spotlight \$1,777,247

TOTAL OTHER RESOURCES (NON-CORE)

\$1,854,491

OUTCOME PNG_D_3.4

B - Baseline M - Milestones T - Target

OUTCOME STATEMENT	INDICATOR STATEMENT	YEAR	BMTS	REPORTED RESULT
SN Outcome 2.4 Violence Against Women and girls is prevented and quality essential services are available and accessible to survivors (Aligned to SP Output 11)	Proportion of target countries with laws and polices on VAWG/HP that adequately respond to the rights of all women and girls, including access to SRHR, are evidence based and in line with international HR standards and treaty bodies recommendations.	2019 (Baseline)	0	N/A
		2020 (Milestone)	TBD	0
		2021 (Milestone)	1	0
		2022 (Milestone)	1	0
		2023 (Target)	1	0

INDICATOR STATEMENT	YEAR	BMTS	REPORTED RESULT
Number of countries where there has been an increase in the number of women who access services after experiencing violence or discrimination (CO)	(Baseline)	-	N/A
	2022 (Target)	-	FALSE

INDICATOR STATEMENT	YEAR	BMTS	REPORTED RESULT
SP 4.11.6a: Number of countries that have, with UN Women’s support, put in place measures to address gender-based violence (GBV) during the COVID-19 pandemic, which a) integrate violence prevention and response into COVID- 19 response plans, b), c), d), e)	(Baseline)	-	N/A
	2020 (Target)	-	TRUE

INDICATOR STATEMENT	YEAR	BMTS	REPORTED RESULT
SP 4.11.6b: Number of countries that have, with UN Women’s support, put in place measures to address gender-based violence (GBV) during the COVID-19 pandemic, which a) , b) raise awareness through advocacy and campaigns, with targeted messages to both women and men, c), d), e)	(Baseline)	-	N/A
	2020 (Target)	-	TRUE

INDICATOR STATEMENT	YEAR	BMTS	REPORTED RESULT
SP 4.11.6c: Number of countries that have, with UN Women’s support, put in place measures to address gender-based violence (GBV) during the COVID-19 pandemic, which a) , b) , c) provide options for women to report abuse and seek help without alerting perpetrators, d), e)	(Baseline)	-	N/A
	2020 (Target)	-	TRUE

INDICATOR STATEMENT	YEAR	BMTS	REPORTED RESULT
SP 4.11.6d: Number of countries that have, with UN Women’s support, put in place measures to address gender-based violence (GBV) during the COVID-19 pandemic, which a) , b) , c), d) ensure continued functioning of shelters for victims of violence and expand their capacity, e)	(Baseline)	-	N/A
	2020 (Target)	-	TRUE

INDICATOR STATEMENT	YEAR	BMTS	REPORTED RESULT
SP 4.11.6e: Number of countries that have, with UN Women’s support, put in place measures to address gender-based violence (GBV) during the COVID-19 pandemic, which a) , b) , c), d), e) ensure women’s access to justice through police and justice response to address impunity of perpetrators and protect women and their children	(Baseline)	-	N/A
	2020 (Target)	-	NA

INDICATOR STATEMENT	YEAR	BMTS	REPORTED RESULT
SP 4.11.7. Number of women’s organizations with increased capacities to respond to and mitigate the pandemic, fight against COVID-19 related gender-based violence, racism, xenophobia, stigma, and other forms of discrimination, prevent and remedy human rights abuses, and ensure longer-term recovery	(Baseline)	-	N/A
	2020 (Target)	-	NA

INDICATOR STATEMENT	YEAR	BMTS	REPORTED RESULT
SDG 5.2.2 Proportion of women and girls aged 15 years and older subjected to sexual violence by persons other than an intimate partner in the previous 12 months, by age and place of occurrence (Desk Review)	(Baseline)	-	N/A
	2022 (Milestone)	-	-
	2023 (Target)	-	-

OUTPUT INDICATOR AND RESULTS

OUTPUT PNG_D_3.4.1

OUTCOME STATEMENT	INDICATOR STATEMENT	YEAR	BMTS	REPORTED RESULT
Output 3.4.1 (Spotlight Outcome 1): Legislative and policy frameworks, based on evidence and in line with international human rights standards, on all forms of violence against women and girls and harmful practices are in place and translated into plans ative and policy frameworks, based on evidence and in line with international human rights standards, on all forms of violence against women and girls and harmful practices are in place and translated into plans	Number of draft laws and/or policies developed that guarantee the ability of women’s rights groups, CSOs and women human rights defenders to advance the human rights agenda	2019 (Baseline)	0	N/A
		2020 (Milestone)	1	0
		2021 (Milestone)	1	0
		2022 (Milestone)	1	0
		2023 (Target)	1	0

Planned Budget:

\$304.92 K



Actual Budget and Shortfall:

\$127.82 K

Shortfall: \$177.10 K



Expenses:

\$128.36 K



INDICATOR STATEMENT	YEAR	BMTS	REPORTED RESULT
Number of governments that undertake national review processes in response to global intergovernmental outcomes (CO)	(Baseline)	-	N/A
	2022 (Target)	-	TRUE

INDICATOR STATEMENT	YEAR	BMTS	REPORTED RESULT
Number of partners with capacities to integrate gender equality into fiscal laws/policies/standards (CO, RO, HQ)	(Baseline)	-	N/A
	2022 (Target)	-	15

INDICATOR STATEMENT	YEAR	BMTS	REPORTED RESULT
Number of draft policies with monitoring/reporting mechanisms developed by partners to address gender-based discrimination and/or combat gender stereotypes (CO)	2018 (Baseline)	0	N/A
	2023 (Target)	1	0

OUTPUT PNG_D_3.4.2

OUTCOME STATEMENT	INDICATOR STATEMENT	YEAR	BMTS	REPORTED RESULT
Output 3.4.2 (Spotlight Outcome 2): National and sub-national systems and institutions enabled to plan, fund, and deliver multi-sectoral programmes that prevent and respond to VAWG, and harmful practices, including through the implementation of the SDGs	Number of strategies, plans and programmes of other relevant sectors that integrate efforts to end VAWG, including DV/IPV, developed in line with international HR standards	2019 (Baseline)	0	N/A
		2020 (Milestone)	1	1
		2021 (Milestone)	40	60
		2022 (Milestone)	40	85
		2023 (Target)	40	70

Planned Budget:

\$1.24 M



Actual Budget and Shortfall:

\$0.00

Shortfall: \$1.24 M



.....

Expenses:
\$0.00

INDICATOR STATEMENT	YEAR	BMTS	REPORTED RESULT
Proportion of supported multi-stakeholder coordination mechanisms established at the highest level and/or strengthened composed of relevant stakeholders, with a clear mandate and governance structure and with annual work plans	2021 (Baseline)	0	N/A
	2021 (Milestone)	3	2
	2022 (Milestone)	3	33
	2023 (Target)	3	0

INDICATOR STATEMENT	YEAR	BMTS	REPORTED RESULT
Number of organizations/institutions with increased capacities to identify and/or address discriminatory behaviour and/or social/gender norms change (CO)	2022 (Baseline)	0	N/A
	2023 (Target)	10	0

INDICATOR STATEMENT	YEAR	BMTS	REPORTED RESULT
Number of countries with a process to design and implement VAW prevention strategies, or with VAW prevention interventions based on global norms and standards (CO)	(Baseline)	-	N/A
	2022 (Target)	-	TRUE

INDICATOR STATEMENT	YEAR	BMTS	REPORTED RESULT
Number of institutions with strengthened capacities to improve the provision of essential services, goods and/or resources for women (CO, RO, HQ)	(Baseline)	-	N/A
	2022 (Target)	-	23

OUTPUT PNG_D_3.4.3

OUTCOME STATEMENT	INDICATOR STATEMENT	YEAR	BMTS	REPORTED RESULT
Output 3.4.3 (Spotlight Outcome 3): Gender inequitable social norms, attitudes and behaviours change at community and individual levels to prevent violence against women and girls and harmful practices	Number of young women and girls, young men and boys who participate in and out of school programmes that promote gender-equitable norms, attitudes and behaviours and exercise of rights, including reproductive rights	2019 (Baseline)	29,846	N/A
		2020 (Milestone)	300 000	113
		2021 (Milestone)	247500	16191
		2022 (Milestone)	246,773	9265
		2023 (Target)	246773	807

Planned Budget:
\$1.05 M

Actual Budget and Shortfall:
\$0.00

Shortfall: \$1.05 M



Expenses:

\$0.00

INDICATOR STATEMENT	YEAR	BMTS	REPORTED RESULT
Number of communities with advocacy platforms established and/or strengthened to promote gender-equitable norms, attitudes and behaviours, including in relation to women and girls' sexuality and reproduction	2020 (Baseline)	2	N/A
	2020 (Milestone)	22	4
	2021 (Milestone)	40	33
	2022 (Milestone)	29	24
	2023 (Target)	20	25

INDICATOR STATEMENT	YEAR	BMTS	REPORTED RESULT
Number of community or organizational level UN Women programmes that address behaviour and/or social/gender norms – using evidence/practice-based methodologies (CO, HQ)	2022 (Baseline)	28	N/A
	2023 (Target)	24	2

INDICATOR STATEMENT	YEAR	BMTS	REPORTED RESULT
Number of countries with a process to design and implement VAW prevention strategies, or with VAW prevention interventions based on global norms and standards (CO)	(Baseline)	-	N/A
	2022 (Target)	-	TRUE

INDICATOR STATEMENT	YEAR	BMTS	REPORTED RESULT
Number of institutions with strengthened capacities to improve the provision of essential services, goods and/or resources for women (CO, RO, HQ)	(Baseline)	-	N/A
	2022 (Target)	-	23

OUTPUT PNG_D_3.4.4

OUTCOME STATEMENT	INDICATOR STATEMENT	YEAR	BMTS	REPORTED RESULT
Output 3.4.4 (Spotlight Outcome 4): Women and girls who experience violence and harmful practices use available, accessible, acceptable, and quality essential services including for long term recovery from violence	Number of women and girls' survivors and their families, including groups facing multiple and intersecting forms or discrimination that have increased knowledge of and access to accompaniment/support initiatives including longer term recovery services	2019 (Baseline)	500	N/A
		2020 (Milestone)	TBD	1983
		2021 (Milestone)	1300	4235
		2022 (Milestone)	1300	1703
		2023 (Target)	1300	1413

Planned Budget:
\$2.24 M



Actual Budget and Shortfall:
\$437.46 K

Shortfall: \$1.80 M



Expenses:
\$309.88 K



INDICATOR STATEMENT	YEAR	BMTS	REPORTED RESULT
Number of service providers who receive emergency supplies to enable them to remain available and accessible throughout COVID19 pandemic	2020 (Baseline)	0	N/A
	2020 (Milestone)	13	13
	2021 (Milestone)	13	23
	2022 (Target)	15	11

INDICATOR STATEMENT	YEAR	BMTS	REPORTED RESULT
Number of strengthened PNG Counsellors who are qualified, registered, practicing within the counselling code of practice, observing PNG cultural need, recognising and adopting international counselling practice standards	2021 (Baseline)	30	N/A
	2022 (Milestone)	30	10
	2023 (Target)	30	58

INDICATOR STATEMENT	YEAR	BMTS	REPORTED RESULT
Number of countries with a process to design and implement VAW prevention strategies, or with VAW prevention interventions based on global norms and standards (CO)	(Baseline)	-	N/A
	2022 (Target)	-	TRUE

INDICATOR STATEMENT	YEAR	BMTS	REPORTED RESULT
Number of institutions with strengthened capacities to improve the provision of essential services, goods and/or resources for women (CO, RO, HQ)	2022 (Baseline)	0	N/A
	2022 (Milestone)	-	41
	2023 (Target)	12	34

OUTPUT PNG_D_3.4.5

OUTCOME STATEMENT	INDICATOR STATEMENT	YEAR	BMTS	REPORTED RESULT
Output 3.4.5 (Spotlight Outcome 6): Women's rights groups, autonomous social movements and relevant CSOs, including those representing youth and groups facing multiple and intersecting forms of discrimination/marginalization, more effectively influence and advance progress on GEWE and ending VAWG	Number of jointly agreed recommendations produced as a result of multi-stakeholder dialogues that include representatives of groups facing multiple and intersecting forms of discrimination	2019 (Baseline)	0	N/A
		2020 (Milestone)	TBD	1
		2021 (Milestone)	5	3
		2022 (Milestone)	5	10
		2023 (Target)	5	5

Planned Budget:

\$8.08 M



Actual Budget and Shortfall:

\$2.20 M

Shortfall: \$5.88 M





Expenses:
\$1.20 M



INDICATOR STATEMENT	YEAR	BMTS	REPORTED RESULT
Number of women's rights groups, networks and relevant CSOs with strengthened capacities to network, partner and jointly advocate for progress on ending VAWG at local, national, regional and global levels	2020 (Baseline)	0	N/A
	2020 (Milestone)	10	0
	2021 (Milestone)	20	18
	2022 (Milestone)	10	6
	2023 (Target)	10	30

INDICATOR STATEMENT	YEAR	BMTS	REPORTED RESULT
Number of supported women's right groups and relevant CSOs using the appropriate accountability mechanisms for advocacy	2020 (Baseline)	0	N/A
	2020 (Milestone)	10	0
	2021 (Milestone)	20	6
	2022 (Milestone)	10	100
	2023 (Target)	10	30

INDICATOR STATEMENT	YEAR	BMTS	REPORTED RESULT
Number of women's rights groups and relevant CSOs representing groups facing multiple and intersecting forms of discrimination/marginalization that have strengthened capacities and support to design, implement, monitor and evaluate their own programmes on ending VAWG including DV/IPV and are able to contribute to COVID 19 response and prevention efforts.	2020 (Baseline)	0	N/A
	2020 (Milestone)	10	3
	2021 (Milestone)	20	13
	2022 (Milestone)	10	14
	2023 (Target)	10	30


INDICATOR STATEMENT	YEAR	BMTS	REPORTED RESULT
Number of women and girls organizations with increased knowledge rapid mechanisms to prevent and respond to sexual harassment and other forms of violence during the national general elections	2021 (Baseline)	0	N/A
	2021 (Milestone)	10	-
	2022 (Milestone)	50	26
	2023 (Target)	50	30

INDICATOR STATEMENT	YEAR	BMTS	REPORTED RESULT
Number of partners that have increased capacities to advance gender equality and women's empowerment through national and/or local (multi) sectoral strategies, policies and/or action plans (CO, HQ)	(Baseline)	-	N/A
	2022 (Milestone)	-	22
	2023 (Target)	10	30

INDICATOR STATEMENT	YEAR	BMTS	REPORTED RESULT
Number of national AIDS coordinating bodies and/or national multi-sectoral HIV programmes that have strengthened capacity to integrate gender-responsive actions into national HIV strategies (CO)	(Baseline)	-	N/A
	2022 (Target)	-	TRUE

INDICATOR STATEMENT	YEAR	BMTS	REPORTED RESULT
Number of women and girls, including women and girls living with and/or affected by HIV, with increased capacities to participate in public life and exercise leadership (CO, RO, HQ)	(Baseline)	-	N/A
	2022 (Milestone)	-	70
	2023 (Target)	-	254

OUTPUT PNG_D_3.4.6

OUTCOME STATEMENT	INDICATOR STATEMENT	YEAR	BMTS	REPORTED RESULT
Spotlight Project Management Costs Planned Budget: \$2.58 M 	Percentage of progress in managing the project annually	2019 (Baseline)	0%	N/A
		2020 (Milestone)	70%	81%
		2021 (Milestone)	80%	-
		2022 (Milestone)	80%	64.85
		2023 (Target)	80	100

Actual Budget and Shortfall:
\$678.16 K

Shortfall: \$1.90 M



Expenses:
\$683.31 K



INDICATOR STATEMENT	YEAR	BMTS	REPORTED RESULT
Number of partners that have increased capacities to advance gender equality and women's empowerment through national and/or local (multi) sectoral strategies, policies and/or action plans (CO, HQ)	(Baseline)	-	N/A
	2022 (Milestone)	-	22
	2023 (Target)	-	30

INDICATOR STATEMENT	YEAR	BMTS	REPORTED RESULT
Number of civil society organizations working on gender equality and women's empowerment, especially women's organizations, that have strengthened capacity to exercise their leadership role towards the achievement of gender equality and women's empowerment (CO, RO, HQ)	(Baseline)	-	N/A
	2022 (Milestone)	-	26
	2023 (Target)	-	30

STRATEGIC NOTE OUTCOME PROGRESS NOTE

SHOWING DATA OF: **2022**

SN Outcome 2.4 Violence Against Women and girls is prevented and quality essential services are available and accessible to survivors (Aligned to SP Output 11)

During the reporting period, there was increased action against violence against women and girls through renewed commitment among community leaders including church, local and youth leaders, within UN Women project sites, to prevent VAWG as well as increased access to gender based violence services. UN Women in partnership with 32 partners 18 spotlight hub and 14 WPHF funded partners conducted awareness raising sessions on ERAW, respond to survivors of violence. The interventions increased community knowledge and understanding on the continuum of violence, the referral pathway and growing condemnation of violence at national, provincial, district and community level. Community leaders supported the establishment of community referral pathways, which gave survivors more accessible options for freely reporting cases of violence perpetrated against them. Male and youth champions and volunteers acted as watchdogs of violence in their communities, and also supporting survivors with knowledge on reporting. Survivors of violence reported feeling more confident to report violence against them or their family members. UN Women continued its support to safe houses in National Capital District, Morobe, Enga, ENB, Eastern Highlands, Simbu, Jiwaka provinces wherein a total of 835 GBV survivors accessed safe shelter, food, sanitary items, repatriation and case management services. A total of 5,400 persons (F-3445, G-707, B-329, M-913, FLWD-6) facing multiple and intersceting forms of violence benefitted from counselling services either directly (face-face) through CSO partners or the 1-Tok Kaunselin Helpline offered by partner ChildFund PNG.