

Country-Level Data for Tunisia country Outcome XM-DAC-41146-TUN_D_7.1

Data as of:
27 July 2024

OUTCOME TUN_D_7.1 XM-DAC-41146-TUN_D_7.1

In 2025, institutions, conducting effective and risk-sensitive public policies in partnership with economic and social actors, put the country's resources at the service of inclusive, sustainable, resilient socio-economic development that generates decent jobs, particularly for the most vulnerable. (UNSDCF Effect 1)

OUTCOME DETAILS

SDG alignment



Impact areas



Women's economic empowerment

Organizational outputs



Financing for gender equality



Positive social norms



Access to services, goods and resources



Gender statistics

Outcome Description

UN Partners

UNAIDS



UNDP



UNFPA

UNICEF



Policy Marker

GENDER EQUALITY

Humanitarian Scope

No

UN System Function

Advocacy, communications and social mobilization

Capacity development and technical assistance

Comprehensive and disaggregated data (discontinued)

Integrated policy advice and thought leadership

Intergovernmental Normative Support

Support functions

RESOURCES

\$600.00 K

Planned Budget

\$470.71 K

Actual Budget

PLANNED BUDGET



ACTUAL BUDGET AND SHORTFALL





EXPENSES



Funding Partners

Other resources (Non-Core)/ Funding Partners:

 UN Women as Administrative Agent for Joint Programmes  Switzerland \$76,072 \$372,751

 Multi-Partner Trust Fund Office  France \$0 \$21,891

TOTAL OTHER RESOURCES (NON-CORE)
\$470,714

OUTCOME INDICATOR AND RESULTS

PLAN PERIOD : 2022-2025

OUTCOME TUN_D_7.1

B – Baseline M – Milestones T – Target

OUTCOME STATEMENT	INDICATOR STATEMENT	YEAR	BMTS	REPORTED RESULT
In 2025, institutions, conducting effective and risk-sensitive public policies in partnership with economic and social actors, put the country's resources at the service of inclusive, sustainable, resilient socio-economic development that generates decent jobs, particularly for the most vulnerable. (UNSDCF Effect 1)	UNSDCF indicator 1a: Proportion of the population living below the national poverty line, by gender and age	2015 (Baseline)	15.2% (2015-national children 21% (2015)	N/A
		2022 (Milestone)	-	0
		2023 (Milestone)	-	16.6
		2024 (Milestone)	-	
		2025 (Target)	TBD	-

INDICATOR STATEMENT	YEAR	BMTS	REPORTED RESULT
UNSDCF indicator 1b: Proportion of men, women and children of all ages living in poverty in all its forms, as defined by each country	2022 (Baseline)	TBD	N/A
	2022 (Milestone)	-	0
	2023 (Milestone)	-	N/A
	2024 (Milestone)	-	
	2025 (Target)	TBD	-

INDICATOR STATEMENT	YEAR	BMTS	REPORTED RESULT
UNSDCF indicator 1e: Proportion of public expenditure on operations and equipment devoted to sectors that specifically address the needs of women, the poor and vulnerable groups	2022 (Baseline)	TBD	N/A
	2022 (Milestone)	-	0
	2023 (Milestone)	-	N/A
	2024 (Milestone)	-	
	2025 (Target)	TBD	-

INDICATOR STATEMENT	YEAR	BMTS	REPORTED RESULT
UNSDCF indicator 1f: Proportion of informal employment in non-agricultural sectors, by gender	2022 (Baseline)	TBD	N/A
	2022 (Milestone)	-	0
	2023 (Milestone)	-	N/A
	2024 (Milestone)	-	
	2025 (Target)	TBD	-

INDICATOR STATEMENT	YEAR	BMTS	REPORTED RESULT
UNSDCF indicator 1g: Unemployment rates, by gender, age and disability status	2022 (Baseline)	18% (National)	N/A
	2022 (Milestone)	-	0
	2023 (Milestone)	-	15.8
	2024 (Milestone)	-	
	2025 (Target)	TBD	-

INDICATOR STATEMENT	YEAR	BMTS	REPORTED RESULT
UNSDCF indicator 1h: Average hourly compensation of male and female employees by occupation, age and disability status	2022 (Baseline)	TBD	N/A
	2022 (Milestone)	-	0
	2023 (Milestone)	-	N/A
	2024 (Milestone)	-	
	2025 (Target)	TBD	-

INDICATOR STATEMENT	YEAR	BMTS	REPORTED RESULT
Percentage of national budget allocated to gender equality and women's empowerment out of total budget (CO)	2021 (Baseline)	0	N/A
	2022 (Milestone)	-	0
	2023 (Milestone)	0	0
	2024 (Milestone)	-	
	2025 (Target)	-	-


INDICATOR STATEMENT	YEAR	BMTS	REPORTED RESULT
Number of countries and/or other actors with comprehensive and coordinated VAW prevention strategy (CO)	2021 (Baseline)	No	N/A
	2022 (Milestone)	-	FALSE
	2023 (Milestone)	-	FALSE
	2024 (Milestone)	Yes	
	2025 (Target)	Yes	-

INDICATOR STATEMENT	YEAR	BMTS	REPORTED RESULT
Number of countries where there has been an increase in the number of women who access services after experiencing violence or discrimination (CO)	2021 (Baseline)	No	N/A
	2022 (Milestone)	-	FALSE
	2023 (Milestone)	No	FALSE
	2024 (Milestone)	-	
	2025 (Target)	-	-

INDICATOR STATEMENT	YEAR	BMTS	REPORTED RESULT
Number of countries demonstrating use of gender statistics, analysis, and policy relevant research (CO, RO, HQ)	2021 (Baseline)	0	N/A
	2022 (Milestone)	-	0
	2023 (Milestone)	0	1
	2024 (Milestone)	-	
	2025 (Target)	-	-

OUTPUT INDICATOR AND RESULTS

OUTPUT TUN_D_7.1.1

OUTCOME STATEMENT	INDICATOR STATEMENT	YEAR	BMTS	REPORTED RESULT
Vision 2030, strategic planning and related public policies focus on achieving the SDGs and have addressed socio-economic and environmental gaps (UNSDCF output 1.1) Planned Budget: \$2.01 M 	UNSDCF Indicator: Number and type of mechanisms and tools implemented for inclusive public policies (urban, environmental, social, economic, etc.) Disaggregation = with national institutions, inter-agency, private sector, CSOs, National/Local	2022 (Baseline)	0	N/A
		2022 (Milestone)	-	1
		2023 (Milestone)	-	0
		2024 (Milestone)	-	
		2025 (Target)	TBD	-

Actual Budget and Shortfall:
\$941.43 K

Shortfall: \$1.07 M



Expenses:
\$274.64 K



INDICATOR STATEMENT	YEAR	BMTS	REPORTED RESULT
UNSDCF Indicator: Degree of use by institutions of decision support tools (gender sensitive and LNOB) and new data made available	2022 (Baseline)	No plan	N/A
	2022 (Milestone)	-	0
	2023 (Milestone)	-	1
	2024 (Milestone)	-	
	2025 (Target)		-

INDICATOR STATEMENT	YEAR	BMTS	REPORTED RESULT
Number of partners with capacities to integrate gender equality into fiscal laws/policies/standards (CO, RO, HQ)	2021 (Baseline)	0	N/A
	2022 (Milestone)	-	0
	2023 (Milestone)	-	13
	2024 (Milestone)	1	
	2025 (Target)	2	-

INDICATOR STATEMENT	YEAR	BMTS	REPORTED RESULT
Number of national partners with capacities to apply Gender Responsive Budgeting tools in the budget cycle (CO)	2021 (Baseline)	1	N/A
	2022 (Milestone)	1	7
	2023 (Milestone)	1	13
	2024 (Milestone)	1	
	2025 (Target)	10	-

INDICATOR STATEMENT	YEAR	BMTS	REPORTED RESULT
Number of draft policies with monitoring/reporting mechanisms developed by partners to address gender-based discrimination and/or combat gender stereotypes (CO)	2021 (Baseline)	0	N/A
	2022 (Milestone)	-	0
	2023 (Milestone)	2	1
	2024 (Milestone)	-	
	2025 (Target)	2	-

INDICATOR STATEMENT	YEAR	BMTS	REPORTED RESULT
Number of countries with a process to design and implement VAW prevention strategies, or with VAW prevention interventions based on global norms and standards (CO)	2021 (Baseline)	Yes	N/A
	2022 (Milestone)	Yes	FALSE
	2023 (Milestone)	Yes	TRUE
	2024 (Milestone)	Yes	
	2025 (Target)	Yes	-

INDICATOR STATEMENT	YEAR	BMTS	REPORTED RESULT
Number of women's organizations with increased capacities to deliver and/or monitor the quality of services, resources and goods for women in humanitarian and development settings (CO, HQ)	2021 (Baseline)	0	N/A
	2022 (Milestone)	1	0
	2023 (Milestone)	1	1
	2024 (Milestone)	1	
	2025 (Target)	4	-

INDICATOR STATEMENT	YEAR	BMTS	REPORTED RESULT
Number of women accessing information, goods, resources and/or services through UNW supported platforms and programs in humanitarian and development settings (CO, HQ)	2021 (Baseline)	2000	N/A
	2022 (Milestone)	-	0
	2023 (Milestone)	-	80
	2024 (Milestone)	4000	
	2025 (Target)	6000	-

INDICATOR STATEMENT	YEAR	BMTS	REPORTED RESULT
Number of inter-agency coordination mechanisms governing the production of multi-level disaggregated gender statistics and sex-disaggregated data, established or strengthened (CO, RO, HQ)	2021 (Baseline)	1	N/A
	2022 (Milestone)	1	1
	2023 (Milestone)	1	0
	2024 (Milestone)	1	
	2025 (Target)	4	-

INDICATOR STATEMENT	YEAR	BMTS	REPORTED RESULT
Number of data producers and users with strengthened capacities in the collection, analysis, dissemination and use of gender statistics (CO)	2021 (Baseline)	10	N/A
	2022 (Milestone)	10	110
	2023 (Milestone)	10	10
	2024 (Milestone)	10	
	2025 (Target)	-	-

INDICATOR STATEMENT	YEAR	BMTS	REPORTED RESULT
Number of gender statistics and sex-disaggregated data collection initiatives, including in emerging areas conducted or analyzed (CO)	2021 (Baseline)	4	N/A
	2022 (Milestone)	1	1
	2023 (Milestone)	1	1
	2024 (Milestone)	1	
	2025 (Target)	8	-

OUTPUT TUN_D_7.1.2

OUTCOME STATEMENT	INDICATOR STATEMENT	YEAR	BMTS	REPORTED RESULT
<p>The business environment is efficient, inclusive and transparent, and promotes private initiative, improved productivity and competitiveness, and employability (UNSDCF output 1.2)</p> <p>Planned Budget: \$805.69 K</p>	UNSDCF Indicator: Number of partnerships for job creation (local, innovative, green), including the most vulnerable including refugees and migrants and/or in connection with post-Covid-19 Disaggregation: National/Local, Private/Public	2022 (Baseline)	0	N/A
		2022 (Milestone)	-	1
		2023 (Milestone)	-	1
		2024 (Milestone)	-	
		2025 (Target)	3	-

Actual Budget and Shortfall:
\$0.12

Shortfall: \$805.69 K



Expenses:

\$0.00

INDICATOR STATEMENT	YEAR	BMTS	REPORTED RESULT
Amount of funding disbursed annually in support of civil society organizations, especially women’s organizations, working towards the achievement of gender equality and women’s empowerment, through UN-Women programmes and grant-giving (CO, RO, HQ)	2022 (Baseline)	425853	N/A
	2022 (Milestone)	163576	0
	2023 (Milestone)	113576	0
	2024 (Milestone)	50000	
	2025 (Target)	589429	-

OUTPUT TUN_D_7.1.3

OUTCOME STATEMENT	INDICATOR STATEMENT	YEAR	BMTS	REPORTED RESULT
A new financial architecture for development as well as financial inclusion and the development of new alternative and innovative financing mechanisms are promoted and implemented (UNSDCF output 1.3)	UNSDCF Indicator: Degree of operationalization of alternative financing mechanisms (0= no mechanisms identified, 1= alternative mechanisms proposed, 2= pilots tested, 3 = financial architecture developed, 4 = tools and operationalization texts proposed)	2022 (Baseline)	0	N/A
		2022 (Milestone)	-	0
		2023 (Milestone)	-	0
		2024 (Milestone)	-	
		2025 (Target)	3	-

Planned Budget:

\$273.94 K



Actual Budget and Shortfall:

\$0.00

Shortfall: \$273.94 K



Expenses:
\$0.00

INDICATOR STATEMENT	YEAR	BMTS	REPORTED RESULT
Number of gender financing assessments conducted by government partners (CO)	2021 (Baseline)	0	N/A
	2022 (Milestone)	-	0
	2023 (Milestone)	1	12
	2024 (Milestone)	1	
	2025 (Target)	2	-

INDICATOR STATEMENT	YEAR	BMTS	REPORTED RESULT
Number of tools introduced that support innovative financing and accountability, including related to digital financing, for gender equality (CO)	2021 (Baseline)	0	N/A
	2022 (Milestone)	-	0
	2023 (Milestone)	1	0
	2024 (Milestone)	-	
	2025 (Target)	1	-

STRATEGIC NOTE OUTCOME PROGRESS NOTE

SHOWING DATA OF : **2022**

In 2025, institutions, conducting effective and risk-sensitive public policies in partnership with economic and social actors, put the country's resources at the service of inclusive, sustainable, resilient socio-economic development that generates decent jobs, particularly for the most vulnerable. (UNSDCF Effect 1)

The outcome is on track with progress made in the area of gender-sensitive public policies, as two major institutions for policymaking and implementation in Tunisia have committed to gender equality and women's empowerment through Memorandums of Understanding (MoU) and programmatic collaboration with UN Women. First, the National School of Administration (NSA) signed an MOU with UN Women. The NSA is an important public administrative institution under the supervision of the Presidency of the government and mandated to ensure training for high and medium-level civil servants during the tenure of their positions. An MoU was signed between the National School of Administration and UN Women on 27 May 2022. As a result, 35 senior government officials, including 26 women, from the gender units of seven ministries have improved their knowledge in planning and implementing gender-sensitive public policies according to the training report of a training series provided by UN Women. Participating ministries included: the Ministry of Family, Women, Children and Elderly (MFFEPA), the Ministry of Finance, the Ministry of Education, the Ministry of Higher Education and Scientific Research, the Ministry of Interior, the Ministry of Justice, and the Ministry of Equipment and Housing. In interviews with participants, they confirmed the success of the training and asked for additional training for the future. The training included the following modules, with two days per module: Team building in the context of governance and gender (September) Communication and public speaking (October) Inclusive governance and women's rights (October) Strategic planning towards the integration of gender perspective in the whole process as a lever of good governance (October) Organizational leadership towards a balanced representation of men and women in management and positions of power (October) Drafting of gender-sensitive legal texts (October) Advocacy and negotiation techniques (November) Gender-Responsive Budgeting (GRB) (November) Human resource management towards the integration of a gender perspective (November) Public policies and gender (November) Managerial practices to reduce professional gender inequalities (November) Women's leadership and knowledge transfer (December) UN Women conceptualised the training and hired

the expert trainers and the NSA provided the training venue throughout the three months, all under a programme financed by the Government of Canada. Second, the Ministry of Finance has increased their commitment and capacity for gender-sensitive public policies and budgets. The Ministry of Finance and UN Women also formalized their partnership in an MoU signed on 27 May 2022. Within the framework of this partnership, 45 senior civil servants (10 men and 35 women) increased their understanding of gender-responsive budgeting (GRB). They represented the following ministries: MFFEPA, the Ministry of Finance, the Ministry of Education, the Ministry of Higher Education and Scientific Research, the Ministry of Interior, the Ministry of Justice, and the Ministry of Equipment and Housing. According to the training report, participants improved their ability to prepare sectoral action plans for gender mainstreaming and institutionalizing gender and to promote gender equality at all levels of the public budgeting process. During this training, the Finance Ministry's Unit for Results-Based Budgeting (GBO) developed and provided the participants with "Gender-Responsive Budgeting sheets" ("Fiches BSG") which explain how to integrate gender into budgetary processes. Throughout the workshop, the expert trainer used these sheets and updated them to explain in detail how every ministry may mainstream gender into their respective processes to develop gender-sensitive policies and budgets. The training report clearly showed the added value of the training with two concrete results: First, the participants are now convinced GRB must be integrated into budget processes and second, they have an actionable tool – the "GRB sheets" – to use to ensure their budgets are indeed gender-sensitive. Prior to this, 43 civil servants among the cohort (28 women and 15 men) had already increased their knowledge of the frameworks, methods and analytical tools of GRB based on feminist economics and how to apply them through two training sessions provided by UN Women between January to March 2022. There, they learned about the latest and most innovative practices worldwide and evidence-based practices that facilitate effective implementation of GRB. In addition, they learned how GRB fits into the framework of the Sustainable Development Goals. The training also facilitated peer-to-peer exchange and learning of participants' innovative strategies, processes and good practices through discussion forums and experiences from other countries such as Morocco and Senegal. At the end of the training, participants were able to analyse the current state of GRB practices in Tunisia and develop GRB strategies that can be adapted to different contexts. Since the participants were the budgeting and planning focal points within their respective ministries, the training efficiently targeted the ideal audience for the implementation and sustainability of the training content. The two GRB training series were organised by UN Women Tunisia in partnership with the Central Unit for Results-Based Budget Management of the Ministry of Finance and in collaboration with the UN Women Training Centre in New York, which provided extensive technical support. Based on progress made, the strategy and theory of change are largely still applicable. If this strategy is successful, impact-level changes in the lives of women through public policies for inclusive, sustainable, resilient socio-economic development are expected in five (5) years.