

Country-Level Data for South Africa country Outcome

XM-DAC-41146-ZAF_O_4

OUTCOME ZAF_O_4 [XM-DAC-41146-ZAF_O_4](#)


Improved management of financial and HR in pursuit of results

OUTCOME DETAILS

SDG alignment



Impact areas

 Principled performance

Organizational outputs

Policy Marker

GENDER EQUALITY

Humanitarian Scope

No

UN System Function

Capacity development and technical assistance

Direct support and service delivery

Support functions

UN system coordination (discontinued)

Outcome Description

Improved management of financial and HR in pursuit of results

RESOURCES

\$1.59 M

Planned Budget

\$1.28 M

Actual Budget

PLANNED BUDGET

ACTUAL BUDGET AND SHORTFALL

EXPENSES



Funding Partners

Regular resources (Core):



UN Women

\$1,278,339

OUTCOME ZAF_O_4

B - Baseline M - Milestones T - Target

OUTCOME STATEMENT	INDICATOR STATEMENT	YEAR	BMTS	REPORTED RESULT
Improved management of financial and HR in pursuit of results	A) Percentage of agreed long outstanding internal audit recommendations B) Percentage of agreed long outstanding external audit recommendations management need to complete action (Desk Review)	(Baseline)	-	N/A
		2022 (Target)	-	-

INDICATOR STATEMENT	YEAR	BMTS	REPORTED RESULT
SP O_4.1 : Rating in the Aid Transparency Tracker (Derived from QCPR indicator 25) (Shared with UNFPA) (Not for country reporting)	2023 (Baseline)	15 weeks	N/A
	2018 (Milestone)	-	-
	2019 (Milestone)	-	-
	2020 (Milestone)	-	-
	2021 (Milestone)	-	-

INDICATOR STATEMENT	YEAR	BMTS	REPORTED RESULT
SP O_4.2: Percentage of donor reports submitted on time (Not for country reporting)	2023 (Baseline)	85%	N/A
	2018 (Milestone)	-	-
	2019 (Milestone)	-	-
	2020 (Milestone)	-	-
	2021 (Milestone)	-	-

INDICATOR STATEMENT	YEAR	BMTS	REPORTED RESULT
SP O_4.3: Percentage of feedback received from member states on donor reports that are positive (Not for country reporting)	2010 (Baseline)	46.30%	N/A
	2018 (Milestone)	-	-
	2019 (Milestone)	-	-
	2020 (Milestone)	-	-
	2021 (Milestone)	-	-

INDICATOR STATEMENT	YEAR	BMTS	REPORTED RESULT
SP O_4.4: Percentage of Country and Multi-Country Offices that have adopted and implemented common service lines in: i. Common procurement services ii. Common finance services iii. Common information, communication and technology (ICT) services iv. Common logistics services v. Common human resources services vi. Common facility services, including Common Premises (Derived from QCPR indicator 76c)(Similar to UNICEF and UNFPA)	(Baseline)	-	N/A
	2018 (Milestone)	-	-
	2019 (Milestone)	-	TRUE
	2020 (Milestone)	-	TRUE
	2021 (Target)	-	NA

INDICATOR STATEMENT	YEAR	BMTS	REPORTED RESULT
SP O_4.5: Structured dialogue on financing with the Executive Board held annually (Derived from QCPR indicator 19)(Not for country reporting)	(Baseline)	-	N/A
	2018 (Milestone)	-	-
	2019 (Milestone)	-	-
	2020 (Milestone)	-	-
	2021 (Target)	-	-

INDICATOR STATEMENT	YEAR	BMTS	REPORTED RESULT
SP O_4.6: Percentage of offices which have completed training on anti-fraud and accountability (Not for country reporting)	(Baseline)	-	N/A
	2018 (Milestone)	-	-
	2019 (Milestone)	-	-
	2020 (Milestone)	-	-
	2021 (Target)	-	-

INDICATOR STATEMENT	YEAR	BMTS	REPORTED RESULT
SP O_4.7: Implementation rate for regular resources (Shared with UNFPA) (Not for country reporting)	(Baseline)	-	N/A
	2018 (Milestone)	-	-
	2019 (Milestone)	-	-
	2020 (Milestone)	-	-
	2021 (Target)	-	-

INDICATOR STATEMENT	YEAR	BMTS	REPORTED RESULT
SP O_4.8: Implementation rate for other resources (Not for country reporting)	(Baseline)	-	N/A
	2018 (Milestone)	-	-
	2019 (Milestone)	-	-
	2020 (Milestone)	-	-
	2021 (Target)	-	-

INDICATOR STATEMENT	YEAR	BMTS	REPORTED RESULT
SP O_4.9: Percentage of Country Offices reporting on Greenhouse Gas emissions for travel and operations (Similar to UNFPA and UNICEF) (Not for country reporting)	(Baseline)	-	N/A
	2018 (Milestone)	-	-
	2019 (Milestone)	-	-
	2020 (Milestone)	-	-
	2021 (Target)	-	-

INDICATOR STATEMENT	YEAR	BMTS	REPORTED RESULT
SP O_4.10: Average turnover time for the identification of qualified candidates and complete recruitment (Not for country reporting)	(Baseline)	-	N/A
	2018 (Milestone)	-	-
	2019 (Milestone)	-	-
	2020 (Milestone)	-	-
	2021 (Target)	-	-

INDICATOR STATEMENT	YEAR	BMTS	REPORTED RESULT
SP O_4.11: Percentage of annual performance management and development reviews completed on time (Not for country reporting)	(Baseline)	-	N/A
	2018 (Milestone)	-	-
	2019 (Milestone)	-	-
	2020 (Milestone)	-	-
	2021 (Target)	-	-

INDICATOR STATEMENT	YEAR	BMTS	REPORTED RESULT
SP O_4.12: Percentage of staff members completing mandatory trainings (Not for country reporting)	(Baseline)	-	N/A
	2018 (Milestone)	-	-
	2019 (Milestone)	-	-
	2020 (Milestone)	-	-
	2021 (Target)	-	-

INDICATOR STATEMENT	YEAR	BMTS	REPORTED RESULT
SP O_4.13: Percentage of internal audit recommendations implemented (Similar to UNFPA) (Not for country reporting)	(Baseline)	-	N/A
	2018 (Milestone)	-	-
	2019 (Milestone)	-	-
	2020 (Milestone)	-	-
	2021 (Target)	-	-

INDICATOR STATEMENT	YEAR	BMTS	REPORTED RESULT
SP O_4.14: Percentage of external audit recommendations implemented (Similar to UNFPA) (Not for country reporting)	(Baseline)	-	N/A
	2018 (Milestone)	-	-
	2019 (Milestone)	-	-
	2020 (Milestone)	-	-
	2021 (Target)	-	-

INDICATOR STATEMENT	YEAR	BMTS	REPORTED RESULT
SP O_4.15: Percentage of risk units meeting Enterprise Risk Management policy and framework requirements (Not for country reporting)	(Baseline)	-	N/A
	2018 (Milestone)	-	-
	2019 (Milestone)	-	-
	2020 (Milestone)	-	-
	2021 (Target)	-	-

INDICATOR STATEMENT	YEAR	BMTS	REPORTED RESULT
SP O_4.16: Percentage availability and uptime of corporate ICT systems (Not for country reporting)	(Baseline)	-	N/A
	2018 (Milestone)	-	-
	2019 (Milestone)	-	-
	2020 (Milestone)	-	-
	2021 (Target)	-	-


INDICATOR STATEMENT	YEAR	BMTS	REPORTED RESULT
SP O_4.17: Percentage of ICT platforms that fully address cyber-security issues and architecture design inputs from the ICT team (Not for country reporting)	(Baseline)	-	N/A
	2018 (Milestone)	-	-
	2019 (Milestone)	-	-
	2020 (Milestone)	-	-
	2021 (Target)	-	-

INDICATOR STATEMENT	YEAR	BMTS	REPORTED RESULT
SP O_4.18: Percentage of offices compliant with business continuity plans and processes (Not for country reporting)	(Baseline)	-	N/A
	2018 (Milestone)	-	-
	2019 (Milestone)	-	-
	2020 (Milestone)	-	-
	2021 (Target)	-	-

INDICATOR STATEMENT	YEAR	BMTS	REPORTED RESULT
SP O_4.19: Percentage of offices compliant with UN Security Risk Management requirements (Not for country reporting)	(Baseline)	-	N/A
	2018 (Milestone)	-	-
	2019 (Milestone)	-	-
	2020 (Milestone)	-	-
	2021 (Target)	-	-

OUTPUT INDICATOR AND RESULTS

OUTPUT ZAF_O_4.1

OUTCOME STATEMENT	INDICATOR STATEMENT	YEAR	BMTS	REPORTED RESULT
Improved stewardship of resources through Budget, Financial, HR and IT management Planned Budget: \$5.23 M  Actual Budget and Shortfall: \$3.64 M	Percentage of UN Women donor reports meeting quality standards (including timely reporting)	2015 (Baseline)	50%	N/A
		2018 (Milestone)	-	-
		2019 (Milestone)	-	70
		2020 (Milestone)	80%	100
		2021 (Milestone)	90%	4
		2022 (Target)	80%	80

Shortfall: \$1.59 M




Expenses:
\$1.14 M



INDICATOR STATEMENT	YEAR	BMTS	REPORTED RESULT
Percentage of UN Women donor reports meeting quality standards (including timely reporting)	2020 (Baseline)	75%	N/A
	2020 (Milestone)	95%	50

INDICATOR STATEMENT	YEAR	BMTS	REPORTED RESULT
% of staff completing performance goal setting and assessments	2022 (Baseline)	80	N/A

OUTPUT ZAF_O_4.2

OUTCOME STATEMENT	INDICATOR STATEMENT	YEAR	BMTS	REPORTED RESULT
Effective leadership and direction to advance the mandate and mission of UN Women Planned Budget: \$4.45 M 	Percentage of Strategic Plan outputs on target	2012 (Baseline)	50%	N/A
		2018 (Milestone)	-	-
		2019 (Milestone)	-	0
		2020 (Milestone)	80%	0
		2021 (Milestone)	90%	28%
		2022 (Target)	80%	80

Actual Budget and Shortfall:
\$2.65 M

Shortfall: \$1.80 M




Expenses:
\$629.89 K



INDICATOR STATEMENT	YEAR	BMTS	REPORTED RESULT
Number of vacant positions filled	2023 (Baseline)	3	N/A

INDICATOR STATEMENT	YEAR	BMTS	REPORTED RESULT
% of staff completing performance goal setting and assessments	2023 (Baseline)	70	N/A

OUTPUT ZAF_O_4.3

OUTCOME STATEMENT	INDICATOR STATEMENT	YEAR	BMTS	REPORTED RESULT
UN Women staff have the capacity and accountability for delivering results in GEWE Planned Budget: \$31.00 K  Actual Budget and Shortfall: \$22.00 K	Rate of programme expenditure (core and non-core)	2012 (Baseline)	90%	N/A
		2018 (Milestone)	-	
		2019 (Milestone)	-	97.70%
		2020 (Milestone)	80%	71
		2021 (Milestone)	90%	58.20%
		2022 (Target)	80%	50

Shortfall: \$9.00 K



Expenses:
\$7.58 K



INDICATOR STATEMENT	YEAR	BMTS	REPORTED RESULT
Whole office learning plan	2015 (Baseline)	0	N/A
	2018 (Milestone)	-	1
	2019 (Milestone)	-	1
	2020 (Milestone)	1	1
	2021 (Milestone)	1	1
	2022 (Target)	1	0

INDICATOR STATEMENT	YEAR	BMTS	REPORTED RESULT
Percentage of staff completing performance goal setting and assessments (mid-year and final) in a timely manner	2015 (Baseline)	20%	N/A
	2018 (Milestone)	-	
	2019 (Milestone)	-	10%
	2020 (Milestone)	100%	30
	2021 (Milestone)	100%	67%
	2022 (Target)	100%	80

OUTPUT ZAF_O_4.4

OUTCOME STATEMENT	INDICATOR STATEMENT	YEAR	BMTS	REPORTED RESULT
UN Women promotes a culture of risk management, accountability, harmonization of business practices and transparency in its operations	Percentage of implementation of internal audit recommendations by target	2015 (Baseline)	50%	N/A
		2018 (Milestone)	-	
		2019 (Milestone)	-	0
		2020 (Milestone)	90%	0
		2021 (Milestone)	100%	0%
		2022 (Target)	90	55

Planned Budget:
\$296.50 K

Actual Budget and Shortfall:
\$296.28 K

Shortfall: \$217.81

Expenses:
\$2.93 K



INDICATOR STATEMENT	YEAR	BMTS	REPORTED RESULT
Percentage of implementation of external audit recommendations by target	2015 (Baseline)	50%	N/A
	2018 (Milestone)	-	
	2019 (Milestone)	-	0
	2020 (Milestone)	-	0
	2022 (Target)	100%	-

INDICATOR STATEMENT	YEAR	BMTS	REPORTED RESULT
Number of UN common services that SAMCO joins	2015 (Baseline)	1	N/A
	2018 (Milestone)	-	1
	2019 (Milestone)	-	4
	2020 (Milestone)	3	5
	2021 (Milestone)	3	5
	2022 (Target)	3	100

OUTPUT ZAF_O_4.5

OUTCOME STATEMENT	INDICATOR STATEMENT	YEAR	BMTS	REPORTED RESULT
UN Women staff works in a safe environment Planned Budget: \$79.50 K	Percentage of offices compliant with UN Security Risk Management requirements	2018 (Baseline)	50%	N/A
		2019 (Milestone)	90%	97.50%
		2020 (Milestone)	90%	98.6
		2021 (Milestone)	100%	100%
		2022 (Target)	-	100

Actual Budget and Shortfall:

\$45.50 K

Shortfall: \$34.00 K



Expenses:

\$654.96

