

Country-Level Data for Zimbabwe country Outcome

XM-DAC-41146-ZWE_D_3.1

OUTCOME ZWE_D_3.1 [XM-DAC-41146-ZWE_D_3.1](#)


By 2026, all people in Zimbabwe, especially women and girls and those in the most vulnerable and marginalised communities, benefit from equitable and quality social services and protection. (UNSCDF Outcome 1)

OUTCOME DETAILS


SDG alignment




Impact areas

 Ending violence against women

Organizational outputs

 Positive social norms

 Access to services, goods and resources

 Gender statistics

Policy Marker

Outcome Description

This outcome is linked to SP outcome 3 on; More men and boys and women and girls adopt attitudes, norms and practices that advance gender equality and women's empowerment, including those that promote positive social norms

UN Partners

UNAIDS



UNDP



UNFPA

UNICEF

WHO

GENDER EQUALITY

Humanitarian Scope

No

UN System Function

Advocacy, communications and social mobilization

Capacity development and technical assistance

Comprehensive and disaggregated data (discontinued)

Direct support and service delivery

Integrated policy advice and thought leadership

Intergovernmental Normative Support

Support functions

RESOURCES

\$881.60 K

Planned Budget

\$0.00

Actual Budget

PLANNED BUDGET



OUTCOME INDICATOR AND RESULTS

PLAN PERIOD : **2022-2026**

OUTCOME ZWE_D_3.1

B - Baseline

M - Milestones

T - Target

OUTCOME STATEMENT

INDICATOR STATEMENT

YEAR

BMTS

REPORTED RESULT

By 2026, all people in Zimbabwe, especially women and girls and those in the most vulnerable and marginalised communities, benefit from equitable and quality social services and protection. (UNSCDF Outcome 1)

Number of countries and/or other actors with comprehensive and coordinated VAW prevention strategy (CO)

2021 (Baseline)

0

N/A

2022 (Milestone)

-

TRUE

2023 (Milestone)

-

TRUE

2024 (Milestone)

-

2025 (Milestone)

-

-

2026 (Target)

1

-

INDICATOR STATEMENT	YEAR	BMTS	REPORTED RESULT
Number of countries where there has been an increase in the number of women who access services after experiencing violence or discrimination (CO)	2021 (Baseline)	Yes	N/A
	2022 (Milestone)	-	FALSE
	2023 (Milestone)	-	FALSE
	2024 (Milestone)	-	
	2025 (Milestone)	-	-
	2026 (Target)	Yes	-

INDICATOR STATEMENT	YEAR	BMTS	REPORTED RESULT
Percentage of gender-specific Sustainable Development Goals (SDGs) indicators with available data (Desk Review)	2021 (Baseline)	47%	N/A
	2022 (Milestone)	-	-
	2023 (Milestone)	-	-
	2024 (Milestone)	-	-
	2025 (Milestone)	-	-
	2026 (Target)	55%	-

INDICATOR STATEMENT	YEAR	BMTS	REPORTED RESULT
SDG 5.2.1: Proportion of ever-partnered women and girls aged 15 years and older subjected to physical, sexual, or psychological violence by a current or former intimate partner in the previous 12 months, by form of violence and by age (Desk Review)	(Baseline)	-	N/A
	2022 (Milestone)	-	-
	2023 (Milestone)	-	-
	2024 (Milestone)	-	-
	2025 (Milestone)	-	-
	2026 (Target)	40	-

INDICATOR STATEMENT	YEAR	BMTS	REPORTED RESULT
SDG 5.2.2 Proportion of women and girls aged 15 years and older subjected to sexual violence by persons other than an intimate partner in the previous 12 months, by age and place of occurrence (Desk Review)	(Baseline)	-	N/A
	2022 (Milestone)	-	-
	2023 (Milestone)	-	-
	2024 (Milestone)	-	-
	2025 (Milestone)	-	-
	2026 (Target)	-	-

OUTPUT INDICATOR AND RESULTS

OUTPUT ZWE_D_3.1.1

OUTCOME STATEMENT	INDICATOR STATEMENT	YEAR	BMTS	REPORTED RESULT
National partners have strengthened evidence-based knowledge and capacities to assess gaps and draft new and/or strengthen existing legislation on ending VAWG/SGBV/HP and/or on gender equality and non-discrimination that respond to the rights of most groups facing multiple and intersecting forms of discrimination and are in line with international HR standards and treaty bodies' recommendations (SOI.1)	Number of advocacy on EVAWG legislations implemented with UNWOMEN support	2017 (Baseline)	0	N/A
		2022 (Milestone)	1	3
		2023 (Milestone)	1	1
		2024 (Milestone)	-	-
		2025 (Milestone)	-	-
		2026 (Target)	-	-

Planned Budget:
\$224.05 K



Actual Budget and Shortfall:
\$303.32 K

Shortfall: \$0.00



Expenses:
\$29.90 K



INDICATOR STATEMENT	YEAR	BMTS	REPORTED RESULT
Number of countries with a process to design and implement VAW prevention strategies, or with VAW prevention interventions based on global norms and standards (CO)	(Baseline)	-	N/A
	2022 (Milestone)	-	TRUE
	2023 (Milestone)	-	TRUE
	2024 (Milestone)	-	-
	2025 (Milestone)	-	-
	2026 (Target)	yes	-

OUTPUT ZWE_D_3.1.2

OUTCOME STATEMENT	INDICATOR STATEMENT	YEAR	BMTS	REPORTED RESULT
National and/or sub-national partners are better able to develop evidence-based national and/or sub-national action plans on ending VAWG/SGBV/HP in line with international HR standards with M&E frameworks, responding to the needs and priorities of groups facing intersecting and multiple forms of discrimination (SO1.2)	Number of institutions who develop tools, systems/mechanisms to implement EVAWG legislation through UNWOMEN support	2017 (Baseline)	0	N/A
		2022 (Milestone)	35	13
		2023 (Milestone)	35	270
		2024 (Milestone)	-	-
		2025 (Milestone)	-	-
		2026 (Target)	-	-

Planned Budget:
\$343.22 K



Actual Budget and Shortfall:
\$190.86 K

Shortfall: \$152.36 K



Expenses:
\$43.66 K



INDICATOR STATEMENT	YEAR	BMTS	REPORTED RESULT
Number of countries with a process to design and implement VAW prevention strategies, or with VAW prevention interventions based on global norms and standards (CO)	2021 (Baseline)	No	N/A
	2022 (Milestone)	-	TRUE
	2023 (Milestone)	-	TRUE
	2024 (Milestone)	-	-
	2025 (Milestone)	-	-
	2026 (Target)	Yes	-

OUTPUT ZWE_D_3.1.13

OUTCOME STATEMENT	INDICATOR STATEMENT	YEAR	BMTS	REPORTED RESULT
Direct Programme Management Cost	Number of women's rights groups and relevant CSOs using knowledge products developed by participating UN agencies in the design of their own programmes on VAWG, including SGBV/HP, and on women and girls' SRHR	2018 (Baseline)	0	N/A
		2024 (Milestone)	-	-
		2025 (Milestone)	-	-
		2026 (Target)	-	-



Actual Budget and Shortfall:
\$380.72 K

Shortfall: \$1.96 M



Expenses:

\$307.33 K



INDICATOR STATEMENT	YEAR	BMTS	REPORTED RESULT
Number of countries with a process to design and implement VAW prevention strategies, or with VAW prevention interventions based on global norms and standards (CO)	2021 (Baseline)	No	N/A
	2022 (Milestone)	-	TRUE
	2023 (Milestone)	-	TRUE
	2024 (Milestone)	Yes	
	2025 (Milestone)	-	-
	2026 (Target)	Yes	-

OUTPUT ZWE_D_3.1.14

OUTCOME STATEMENT

INDICATOR STATEMENT	YEAR	BMTS	REPORTED RESULT
Changes attributed to UN Women in skills or abilities and capacities of individuals or institutions and/or the availability of new products and services contributing to Positive social norms, including through engaging men and boys	2018 (Baseline)	0	N/A
	2024 (Milestone)	-	-
	2025 (Milestone)	-	-
	2026 (Target)	-	-

Number of communities with advocacy platforms established and/or strengthened to promote gender-equitable norms, attitudes and behaviours, including in relation to women and girls' sexuality and reproduction

Planned Budget:

\$1.06 M



Actual Budget and Shortfall:

\$146.89 K

Shortfall: \$915.62 K



Expenses:
\$124.15 K



INDICATOR STATEMENT	YEAR	BMTS	REPORTED RESULT
Number initiatives developed and/ being implemented targeting men and boys in ending violence against women and girls.	2021 (Baseline)	2	N/A
	2022 (Milestone)	2	3
	2023 (Milestone)	2	3
	2024 (Milestone)	3	
	2025 (Milestone)	-	-
	2026 (Target)	5	-

INDICATOR STATEMENT	YEAR	BMTS	REPORTED RESULT
Number of national AIDS coordinating bodies and/or national multi-sectoral HIV programmes that have strengthened capacity to integrate gender-responsive actions into national HIV strategies (CO)	2021 (Baseline)	Yes	N/A
	2022 (Milestone)	Yes	TRUE
	2024 (Milestone)	-	-
	2025 (Milestone)	-	-
	2026 (Target)	-	-

INDICATOR STATEMENT	YEAR	BMTS	REPORTED RESULT
Number of multi-stakeholder dialogue processes to promote engagement of governments with civil society and other partners to advance gender equality and women's empowerment (CO, RO, HQ)	2020 (Baseline)	6	N/A
	2022 (Milestone)	-	5
	2023 (Milestone)	-	2
	2024 (Milestone)	2	
	2025 (Milestone)	-	-
	2026 (Target)	6	-

INDICATOR STATEMENT	YEAR	BMTS	REPORTED RESULT
Number of countries with a process to design and implement VAW prevention strategies, or with VAW prevention interventions based on global norms and standards (CO)	2021 (Baseline)	No	N/A
	2022 (Milestone)	-	TRUE
	2023 (Milestone)	-	TRUE
	2024 (Milestone)	Yes	
	2025 (Milestone)	-	-
	2026 (Target)	yes	-

OUTPUT ZWE_D_3.1.15

OUTCOME STATEMENT	INDICATOR STATEMENT	YEAR	BMTS	REPORTED RESULT
Improved access by communities, particularly women and girls, to COVID 19 prevention, testing and vaccination services in Guruve and Mbire. Planned Budget: \$997.81 K	Proportion of dedicated and multi-sectoral programmes developed that include proposed allocations of funds to end VAWG, including SGBV/HP, and to promote women and girls' SRHR.	2018 (Baseline)	0	N/A
		2022 (Milestone)	70%	62
		2023 (Milestone)	70	63
		2024 (Milestone)	-	-
		2025 (Milestone)	-	-
		2026 (Target)	-	-

Actual Budget and Shortfall:

\$463.09 K

Shortfall: \$534.72 K





Expenses:
\$350.28 K



INDICATOR STATEMENT	YEAR	BMTS	REPORTED RESULT
Indicator 1a: Number of people especially women and girls and those in the most vulnerable and marginalised communities' accessing COVID 19 preventative messages with UN Women support	2022 (Baseline)	0	N/A
	2022 (Milestone)	100000	180655
	2023 (Milestone)	100000	180655
	2024 (Milestone)	-	-
	2025 (Milestone)	-	-
	2026 (Target)	-	-

INDICATOR STATEMENT	YEAR	BMTS	REPORTED RESULT
Number of institutions with strengthened capacities to improve the provision of essential services, goods and/or resources for women (CO, RO, HQ)	2021 (Baseline)	0	N/A
	2022 (Milestone)	-	8
	2023 (Milestone)	-	8
	2024 (Milestone)	-	-
	2025 (Milestone)	-	-
	2026 (Target)	5	-

INDICATOR STATEMENT	YEAR	BMTS	REPORTED RESULT
Number of women accessing information, goods, resources and/or services through UNW supported platforms and programs in humanitarian and development settings (CO, HQ)	2021 (Baseline)	0	N/A
	2022 (Milestone)	-	180655
	2023 (Milestone)	-	12738
	2024 (Milestone)	-	-
	2025 (Milestone)	-	-
	2026 (Target)	500	-

OUTPUT ZWE_D_3.1.17

OUTCOME STATEMENT	INDICATOR STATEMENT	YEAR	BMTS	REPORTED RESULT
Changes attributed to UN-Women in skills or abilities and capacities of individuals or institutions and/or the availability of new products and services contributing to Production, analysis and use of gender statistics and sex-disaggregated data and knowledge	Number of supported women's rights groups and relevant CSOs using the appropriate accountability mechanisms for advocacy	2018 (Baseline)	0	N/A
		2023 (Milestone)	1	0
		2024 (Milestone)	1	
		2025 (Milestone)	-	-
		2026 (Target)	-	-

Planned Budget:

\$1.23 M



Actual Budget and Shortfall:

\$4.35 K

Shortfall: \$1.22 M



Expenses:
\$0.00

INDICATOR STATEMENT	YEAR	BMTS	REPORTED RESULT
Existence of a national gender equality index developed informing national priorities with UN Women support	2022 (Baseline)	No	N/A
	2023 (Milestone)	Yes	TRUE
	2024 (Milestone)	Yes	
	2025 (Milestone)	-	-
	2026 (Target)	-	-

INDICATOR STATEMENT	YEAR	BMTS	REPORTED RESULT
Number of data producers and users with strengthened capacities in the collection, analysis, dissemination and use of gender statistics (CO)	2021 (Baseline)	17	N/A
	2022 (Milestone)	-	93
	2023 (Milestone)	0	0
	2024 (Milestone)	-	-
	2025 (Milestone)	-	-
	2026 (Target)	50	-

INDICATOR STATEMENT	YEAR	BMTS	REPORTED RESULT
Number of countries with institutionalized user-producer dialogues to increase accessibility, quality and demand for multi-level disaggregated gender statistics, sex-disaggregated data and knowledge (CO)	2021 (Baseline)	NO	N/A
	2022 (Milestone)	-	FALSE
	2023 (Milestone)	-	FALSE
	2024 (Milestone)	Yes	
	2025 (Milestone)	-	-
	2026 (Target)	Yes	-

INDICATOR STATEMENT	YEAR	BMTS	REPORTED RESULT
Number of countries with national gender equality profiles developed and published with UN Women support and informing national priorities (CO)	2021 (Baseline)	Yes	N/A
	2022 (Milestone)	-	FALSE
	2023 (Milestone)	No	FALSE
	2024 (Milestone)	Yes	
	2025 (Milestone)	-	-
	2026 (Target)	Yes	-

OUTPUT ZWE_D_3.1.10

OUTCOME STATEMENT	INDICATOR STATEMENT	YEAR	BMTS	REPORTED RESULT
Women's rights groups and relevant CSOs, have increased opportunities and support to share knowledge, network, partner and jointly advocate for GEWE and ending VAWG, including DV/IPV, with relevant stakeholders at sub-national, national, regional and global levels	Number of official dialogues with relevant government authorities with the meaningful participation of women's rights groups and relevant CSOs, including representatives of groups facing multiple and intersecting forms of discrimination.	2021 (Baseline)	14	N/A
		2022 (Milestone)	12	26
		2023 (Milestone)	3	2
		2024 (Milestone)	-	-
		2025 (Milestone)	-	-
		2026 (Target)	-	-

Planned Budget:
\$551.97 K

Actual Budget and Shortfall:
\$268.30 K

Shortfall: \$283.67 K



Expenses:
\$198.43 K



INDICATOR STATEMENT	YEAR	BMTS	REPORTED RESULT
Number of women's rights groups and relevant CSOs using knowledge products developed by participating UN agencies in the design of their own programmes on VAWG, including SGBV/HP, and on women and girls' SRHR	2021 (Baseline)	15	N/A
	2022 (Milestone)	20	29
	2023 (Milestone)	20	4
	2024 (Milestone)	-	-
	2025 (Milestone)	-	-
	2026 (Target)	-	-

INDICATOR STATEMENT	YEAR	BMTS	REPORTED RESULT
Number of women's rights groups, networks and relevant CSOs with strengthened capacities to network, partner and jointly advocate for progress on ending VAWG including SGBV/HP and on the promotion of women and girls' SRHR at local, national, regional and global levels	2021 (Baseline)	10	N/A
	2022 (Milestone)	10	91
	2023 (Milestone)	10	21
	2024 (Milestone)	-	-
	2025 (Milestone)	-	-
	2026 (Target)	-	-

INDICATOR STATEMENT	YEAR	BMTS	REPORTED RESULT
Number of countries with a process to design and implement VAW prevention strategies, or with VAW prevention interventions based on global norms and standards (CO)	2021 (Baseline)	No	N/A
	2022 (Milestone)	-	TRUE
	2023 (Milestone)	-	TRUE
	2024 (Milestone)	-	-
	2025 (Milestone)	-	-
	2026 (Target)	Yes	-

OUTPUT ZWE_D_3.1.4

OUTCOME STATEMENT	INDICATOR STATEMENT	YEAR	BMTS	REPORTED RESULT
Multi-stakeholder national and/or sub-national coordination mechanisms established at the highest level and/or strengthened that are adequately funded and include multi-sectoral representation and representation from the most marginalized groups (SO2.2)	Proportion of supported multi-stakeholder coordination mechanisms established at the highest level and/or strengthened composed of relevant stakeholders, with a clear mandate and governance structure	2021 (Baseline)	25	N/A
		2022 (Milestone)	50%	50
		2023 (Milestone)	50	100
		2024 (Milestone)	-	-
		2025 (Milestone)	-	-
		2026 (Target)	-	-

Planned Budget:
\$113.00 K

Actual Budget and Shortfall:
\$30.00 K

Shortfall: \$83.00 K



INDICATOR STATEMENT

YEAR

BMTS

REPORTED RESULT

Number of countries with a process to design and implement VAW prevention strategies, or with VAW prevention interventions based on global norms and standards (CO)

2021 (Baseline)

No

N/A

2022 (Milestone)

-

TRUE

2023 (Milestone)

-

TRUE

2024 (Milestone)

-

-

2025 (Milestone)

-

-

2026 (Target)

Yes

-

Expenses:

\$28.28 K



OUTPUT ZWE_D_3.1.6

OUTCOME STATEMENT

INDICATOR STATEMENT

YEAR

BMTS

REPORTED RESULT

Community advocacy platforms are established/strengthened to develop strategies and programmes, including community dialogues, public information and advocacy campaigns, to promote gender-equitable norms, attitudes and behaviors, including in relation to women and girls' sexuality and reproduction, self-confidence and self-esteem and transforming harmful masculinities (SO3.2)

Number of communities with advocacy platforms established and/or strengthened to promote gender-equitable norms, attitudes and behaviours, including in relation to women and girls' sexuality and reproduction

2021 (Baseline)

84

N/A

2022 (Milestone)

100

TRUE

2023 (Milestone)

3

8

2024 (Milestone)

-

-

2025 (Milestone)

-

-

2026 (Target)

-

-

Planned Budget:

\$120.92 K



Actual Budget and Shortfall:

\$0.00

Shortfall: \$120.92 K



Expenses:
\$0.00

INDICATOR STATEMENT	YEAR	BMTS	REPORTED RESULT
Number of networks of men and boys developed and/or strengthened to advocate against VAWG and stand for promoting gender equitable values and behaviors during the past year	2021 (Baseline)	4	N/A
	2022 (Milestone)	6	4
	2023 (Milestone)	6	3
	2024 (Milestone)	-	-
	2025 (Milestone)	-	-
	2026 (Target)	-	-

INDICATOR STATEMENT	YEAR	BMTS	REPORTED RESULT
Number of countries with a process to design and implement VAW prevention strategies, or with VAW prevention interventions based on global norms and standards (CO)	2021 (Baseline)	No	N/A
	2022 (Milestone)	-	TRUE
	2023 (Milestone)	-	TRUE
	2024 (Milestone)	-	-
	2025 (Milestone)	-	-
	2026 (Target)	Yes	-

STRATEGIC NOTE OUTCOME PROGRESS NOTE

SHOWING DATA OF : **2023**

By 2026, all people in Zimbabwe, especially women and girls and those in the most vulnerable and marginalised communities, benefit from equitable and quality social services and protection. (UNSCDF Outcome 1)

The government continued to show its commitment to ending violence against women in Zimbabwe. This was demonstrated through the continued implementation of the HLPC with several dialogues and convenings being held to build awareness amongst stakeholders. To ensure laws and policies are adopted to achieve gender equality, the Government of Zimbabwe formulated a National Gender Based Violence Strategy (2023 – 2030) which provides a guiding framework for the national prevention and response to GBV in Zimbabwe and a National Gender Policy. The Strategy is aligned with government priorities on eradication of GBV and was informed by and aligned with the HLPC. The CO and other partners facilitated creation of an enabling environment for increasing Gender Equality and Women’s Empowerment (GEWE) through supporting the MWACSMED to develop the National Gender Policy and the National GBV Strategy. The government of Zimbabwe took concrete steps to measure the gap in the status of men and women and report on progress made in meeting international and regional commitments on gender equality, as well as assessing the progress they made in implementing policies aimed at promoting gender equality and the empowerment of women and girls. An Africa Gender and Development Index (AGDI) for Zimbabwe constructed in 2023 will form part of the reporting and monitoring system for gender equality and the empowerment of women and girls, into the future. Although significant progress and efforts have been made towards the reduction and elimination of GBV and harmful practices, challenges remain including inadequate implementation of GBV related laws and policies due to weak accountability mechanisms, human and financial resources capacity constraints among GBV stakeholders and service providers, negative patriarchal values, attitudes and practices; inadequate funding of the GBV national response; weak coordination of the national GBV response; and limited

awareness of GBV laws, rights and availability of services leading to poor help seeking behaviour.