

# Country-Level Data for Zimbabwe country Outcome

## XM-DAC-41146-ZWE\_O\_5

OUTCOME ZWE\_O\_5 [XM-DAC-41146-ZWE\\_O\\_5](#)

**UN-Women efficiently and effectively discharges of all business processes that advance integrated delivery of its mandate at HQ, Regional and Country levels, including through shared services.**

### OUTCOME DETAILS

#### SDG alignment



#### Impact areas

#### Organizational outputs

#### Policy Marker

GENDER EQUALITY

#### Humanitarian Scope

No

#### UN System Function

#### Outcome Description

UN-Women efficiently and effectively discharges of all business processes that advance integrated delivery of its mandate at HQ, Regional and Country levels, including through shared services.

## RESOURCES

**\$44.00 K**

Planned Budget

Actual Budget

PLANNED BUDGET

ACTUAL BUDGET AND SHORTFALL

EXPENSES



## OUTCOME INDICATOR AND RESULTS

PLAN PERIOD : **2022-2026**

### OUTCOME ZWE\_O\_5

B - Baseline

M - Milestones

T - Target

#### OUTCOME STATEMENT

#### INDICATOR STATEMENT

#### YEAR

#### BMTS

#### REPORTED RESULT

UN-Women efficiently and effectively discharges of all business processes that advance integrated delivery of its mandate at HQ, Regional and Country levels, including through shared services.

Percentage of non-core funding that is directly applied towards the Strategic Note (Desk Review)

2021 (Baseline)

70

N/A

2022 (Milestone)

-

-

2023 (Milestone)

-

-

2024 (Milestone)

-

-

2025 (Milestone)

-

-

2026 (Target)

85


-

INDICATOR STATEMENT	YEAR	BMTS	REPORTED RESULT
Percentage of evaluations rated "good and above" (Desk Review)	2021 (Baseline)	50%	N/A
	2022 (Milestone)	-	-
	2023 (Milestone)	-	-
	2024 (Milestone)	-	-
	2025 (Milestone)	-	-
	2026 (Target)	100%	-

INDICATOR STATEMENT	YEAR	BMTS	REPORTED RESULT
Percentage of (i) joint evaluations; (ii) independent system-wide evaluations in which UN-Women engaged (QCPR 5.4.3) (Desk Review)	2021 (Baseline)	100%	N/A
	2022 (Milestone)	-	
	2023 (Milestone)	-	
	2024 (Milestone)	-	
	2025 (Milestone)	-	-
	2026 (Target)	100%	-

## OUTPUT INDICATOR AND RESULTS

### OUTPUT ZWE\_O\_5.1

OUTCOME STATEMENT	INDICATOR STATEMENT	YEAR	BMTS	REPORTED RESULT
UNWOMEN practices result-based management  Planned Budget: <b>\$140.00 K</b>    Actual Budget and Shortfall: <b>\$76.02 K</b>	Number of initiatives led by civil society and private sector supported by UN Women	2019 (Baseline)	3	N/A
		2022 (Milestone)	-	89
		2023 (Milestone)	-	100
		2024 (Milestone)	100	
		2025 (Milestone)	-	-
		2026 (Target)	100%	-

Shortfall: \$63.98 K





Expenses:  
**\$16.07 K**



INDICATOR STATEMENT	YEAR	BMTS	REPORTED RESULT
Indicator 2.1 A: Number of partnerships developed with private sector Baseline (2017): 3 Targets: Value: 6 Year: 2018	2017 (Baseline)	3	N/A
	2022 (Milestone)	-	100
	2023 (Milestone)	-	80
	2024 (Milestone)	100	
	2025 (Milestone)	-	-
	2026 (Target)	100%	-

## OUTPUT ZWE\_O\_5.2

OUTCOME STATEMENT	INDICATOR STATEMENT	YEAR	BMTS	REPORTED RESULT
High quality of programmes through knowledge, innovation, RBM and evaluation  Planned Budget: <b>\$44.00 K</b>    Actual Budget and Shortfall: <b>\$0.00</b>  Shortfall: \$44.00 K    Expenses:	Number of knowledge products produced by UN Women or with the support of UN Women, disseminated and used by stakeholders to inform evidence based decision making.	2021 (Baseline)	5	N/A
		2022 (Milestone)	-	11
		2023 (Milestone)	-	25
		2024 (Milestone)	5	
		2025 (Milestone)	-	-
		2026 (Target)	15	-

**\$0.00**

---