



























Selected Filters are

Year: 2023

\$265.10 M \$217.23 M \$47.87 M \$175.58 M  
 Planned Budget      Actual Budget      Shortfall      Expenses

OFFICE	INCOME GROUP	SDGS IN UN WOMEN'S STRATEGIC NOTES	PLANNED BUDGET	ACTUAL BUDGET AND SHORTFALL	EXPENSES
 Albania(CO)	UPPER-MIDDLE INCOME	      	\$2,980,274		\$3,097,799
 Arab States  RO(RO)	LOWER-MIDDLE INCOME	   	\$10,574,562		\$9,056,665

OFFICE	INCOME GROUP	SDGS IN UN WOMEN'S STRATEGIC NOTES	PLANNED BUDGET	ACTUAL BUDGET AND SHORTFALL	EXPENSES
 Bangladesh(CO)	LOWER-MIDDLE INCOME	       	\$7,918,057	\$6,649,771	\$5,870,406
 Bosnia and Herzegovina(CO)	UPPER-MIDDLE INCOME	     	\$3,844,530	\$3,071,880	\$2,585,682
 Cameroon(CO)	LOWER-MIDDLE INCOME	    	\$7,821,606	\$4,377,147	\$2,733,371
 Caribbean(MCO)	HIGH INCOME	      	\$13,057,128	\$11,765,248	\$7,963,536
 Colombia(CO)	UPPER-MIDDLE INCOME	     	\$16,088,027	\$16,188,964	\$13,457,977
 Côte d'Ivoire(CO)	LOWER-MIDDLE INCOME	     	\$3,337,277	\$2,578,655	\$2,232,186

OFFICE	INCOME GROUP	SDGS IN UN WOMEN'S STRATEGIC NOTES	PLANNED BUDGET	ACTUAL BUDGET AND SHORTFALL	EXPENSES
 <b>Democratic Republic of the Congo(CO)</b>	LOW INCOME	      	\$10,702,253	\$10,640,238	\$8,255,155
 <b>East &amp; Southern Africa RO(RO)</b>	LOWER-MIDDLE INCOME	     	\$9,890,105	\$10,416,525	\$7,428,530
 <b>El Salvador(CO)</b>	LOWER-MIDDLE INCOME	  	\$2,922,950	\$1,865,098	\$1,322,264
 <b>Ethiopia(CO)</b>	LOW INCOME	     	\$14,399,470	\$11,830,305	\$10,080,700
 <b>Europe &amp; Central Asia RO(RO)</b>	UPPER-MIDDLE INCOME	     	\$10,220,215	\$7,857,257	\$7,443,985
 <b>Georgia(CO)</b>	UPPER-MIDDLE INCOME	     	\$7,018,537	\$7,618,958	\$7,352,279

OFFICE	INCOME GROUP	SDGS IN UN WOMEN'S STRATEGIC NOTES	PLANNED BUDGET	ACTUAL BUDGET AND SHORTFALL	EXPENSES
 Guatemala(CO)	UPPER-MIDDLE INCOME	    	\$5,495,738	\$3,709,032	\$2,086,015
 Honduras(Presence)	LOWER-MIDDLE INCOME	    	\$3,601,457	\$2,281,198	\$1,965,845
 Indonesia(CO)	LOWER-MIDDLE INCOME	  	\$6,341,146	\$4,047,091	\$3,943,140
 Iraq(CO)	UPPER-MIDDLE INCOME	    	\$16,139,232	\$7,868,998	\$5,334,314
 Kazakhstan(CO)	UPPER-MIDDLE INCOME	    	\$3,116,724	\$2,505,438	\$2,401,449
 Kosovo * (Presence)	UPPER-MIDDLE INCOME	  	\$1,747,615	\$964,297	\$882,093

OFFICE	INCOME GROUP	SDGS IN UN WOMEN'S STRATEGIC NOTES	PLANNED BUDGET	ACTUAL BUDGET AND SHORTFALL	EXPENSES
 Liberia(CO)	LOW INCOME	    	\$7,301,660	\$7,429,513	\$7,162,358
 Malawi(CO)	LOW INCOME	       	\$5,325,392	\$3,619,976	\$2,757,327
 Mali(CO)	LOW INCOME	       	\$9,833,027	\$11,118,631	\$8,507,617
 Mexico(CO)	UPPER-MIDDLE INCOME	       	\$4,478,049	\$4,371,342	\$4,397,825
 Myanmar(CO)	LOWER-MIDDLE INCOME	     	\$6,344,676	\$6,784,062	\$4,595,325
 North Macedonia(Presence)	UPPER-MIDDLE INCOME	    	\$2,345,105	\$2,197,350	\$2,107,753

OFFICE	INCOME GROUP	SDGS IN UN WOMEN'S STRATEGIC NOTES	PLANNED BUDGET	ACTUAL BUDGET AND SHORTFALL	EXPENSES
 Rwanda(CO)	LOW INCOME	      	\$3,221,960	\$3,634,670	\$2,724,779
 Senegal(CO)	LOWER-MIDDLE INCOME	    	\$4,234,214	\$3,084,957	\$1,516,667
 Serbia(Presence)	UPPER-MIDDLE INCOME	    	\$3,035,822	\$2,670,303	\$2,457,953
 Somalia(CO)	LOW INCOME	      	\$4,832,298	\$3,510,120	\$1,871,156
 Timor-Leste(CO)	LOWER-MIDDLE INCOME	     	\$3,707,592	\$3,925,664	\$3,962,077
 Tunisia(CO)	LOWER-MIDDLE INCOME	   	\$3,371,135	\$2,753,220	\$1,725,172

OFFICE	INCOME GROUP	SDGS IN UN WOMEN'S STRATEGIC NOTES	PLANNED BUDGET	ACTUAL BUDGET AND SHORTFALL	EXPENSES
 Türkiye(CO)	UPPER-MIDDLE INCOME	        	\$8,891,273	\$6,898,291	\$5,964,893
 Uganda(CO)	LOW INCOME	       	\$24,395,423	\$14,175,628	\$10,192,928
 Viet Nam(CO)	LOWER-MIDDLE INCOME	       	\$4,862,458	\$3,616,658	\$2,846,020
 West & Central Africa RO(RO)	LOWER-MIDDLE INCOME	       	\$11,700,261	\$7,990,040	\$7,297,584