

Country-Level Data for Brazil country Outcome XM-DAC-41146-BRA_O_2

OUTCOME BRA_O_2 [XM-DAC-41146-BRA_O_2](#)

To institutionalize a strong culture of innovation, results-based management, reporting, knowledge management and evaluation

OUTCOME DETAILS

SDG alignment



Impact areas

 Products, services and processes

Organizational outputs

Policy Marker

GENDER EQUALITY

Humanitarian Scope

No

UN System Function

Comprehensive and disaggregated data (discontinued)

Outcome Description

To institutionalize a strong culture of innovation, results-based management, reporting, knowledge management and evaluation

RESOURCES

\$116.65 K

Planned Budget

\$0.00

Actual Budget

PLANNED BUDGET



OUTCOME INDICATOR AND RESULTS

PLAN PERIOD : **2017-2023**

OUTCOME BRA_O_2

B - Baseline

M - Milestones

T - Target

OUTCOME STATEMENT	INDICATOR STATEMENT	YEAR	BMTS	REPORTED RESULT
To institutionalize a strong culture of innovation, results-based management, reporting, knowledge management and evaluation	SP_O_3A	2017 (Baseline)	0	N/A
	SP O_3.1: Number of initiatives implemented in partnership with the private sector to scale up innovations that address the challenges faced by women and girls (Not for country reporting)	2018 (Milestone)	1	-
		2019 (Milestone)	2	-
		2020 (Milestone)	4	-
		2021 (Target)	6	-

INDICATOR STATEMENT	YEAR	BMTS	REPORTED RESULT
SP_O_3B	2017 (Baseline)	No	N/A
SP O_3.2: Number of UN-Women offices and units that pilot or scale up digital innovations (Not for country reporting)	2018 (Milestone)	No	-
	2019 (Milestone)	Yes	-
	2020 (Milestone)	Yes	-
	2021 (Target)	Yes	-

INDICATOR STATEMENT	YEAR	BMTS	REPORTED RESULT
SP_O_3C	2017 (Baseline)	Yes	N/A
SP O_3.3: Percentage of UN-Women field offices indicating that UN-Women has undertaken activities in the country to support south-south, north-south or triangular cooperation (Derived from QCPR indicator 43d) (Similar to UNICEF)	2018 (Milestone)	Yes	-
	2019 (Milestone)	Yes	10
	2020 (Milestone)	Yes	1
	2021 (Target)	Yes	1

INDICATOR STATEMENT	YEAR	BMTS	REPORTED RESULT
SP_O_3D	2017 (Baseline)	No	N/A
SP O_3.4: Number of countries that have a UN-Women-led national gender equality profile based on gender data sets available, disaggregated by relevant characteristics	2018 (Milestone)	No	-
	2019 (Milestone)	No	0
	2020 (Milestone)	No	0
	2021 (Target)	No	0

INDICATOR STATEMENT	YEAR	BMTS	REPORTED RESULT
SP_O_3E	2017 (Baseline)	0	N/A
SP O_3.5: Number of participants trained on gender-equality related topics via the Training Centre, disaggregated by sex and type of organization (Not for country reporting)	2018 (Milestone)	0	-
	2019 (Milestone)	0	-
	2020 (Milestone)	0	-
	2021 (Target)	0	-

INDICATOR STATEMENT	YEAR	BMTS	REPORTED RESULT
SP_O_3F	2017 (Baseline)	0	N/A
SP O_3.6: Number of thematic communities of practice with systems for capturing, storing and sharing knowledge	2018 (Milestone)	1	-
	2019 (Milestone)	1	1
	2020 (Milestone)	1	1
	2021 (Target)	1	4

INDICATOR STATEMENT	YEAR	BMTS	REPORTED RESULT
SP_O_3G	2017 (Baseline)	Not available	N/A
SP O_3.7: a. Number of citations of UN-Women's global reports (Progress of the World 's Women, World Survey on the Role of Women in Development, SDGs and Gender Report) (Not for country reporting)	2018 (Milestone)	Not available	-
	2019 (Milestone)	Not available	-
	2020 (Milestone)	Not available	-
	2021 (Target)	Not available	-

INDICATOR STATEMENT	YEAR	BMTS	REPORTED RESULT
SP_O_3H	2017 (Baseline)	Not available	N/A
SP O_3.7: b. Number of downloads of UN-Women's knowledge products (Not for country reporting)	2018 (Milestone)	Not available	-
	2019 (Milestone)	Not available	-
	2020 (Milestone)	Not available	-
	2021 (Target)	Not available	-

INDICATOR STATEMENT	YEAR	BMTS	REPORTED RESULT
SP_O_3I	2017 (Baseline)	Not available	N/A
SP O_3.8: Percentage of Strategic Notes and Annual Reports that meet quality standards in results-based management (Not for country reporting)	2018 (Milestone)	Not available	-
	2019 (Milestone)	Not available	1
	2020 (Milestone)	Not available	-
	2021 (Target)	Not available	-

INDICATOR STATEMENT	YEAR	BMTS	REPORTED RESULT
SP_O_3J	2019 (Baseline)	42	N/A
SP O_3.9: Percentage of programme staff trained on results based management (Not for country reporting)	2018 (Milestone)	-	-
	2019 (Milestone)	-	-
	2020 (Milestone)	100	-
	2021 (Target)	100	-

INDICATOR STATEMENT	YEAR	BMTS	REPORTED RESULT
SP_O_3K	2014 (Baseline)	100	N/A
SP O_3.10: Percentage of planned evaluations being conducted (Similar to UNICEF and UNFPA) (Not for country reporting)	2018 (Milestone)	Not applicable	-
	2019 (Milestone)	100	-
	2020 (Milestone)	100	-
	2021 (Target)	100	-

INDICATOR STATEMENT	YEAR	BMTS	REPORTED RESULT
SP_O_3L	2014 (Baseline)	100	N/A
SP O_3.II: Percentage of evaluations rated "good and above" (Similar to UNICEF and UNFPA) (Not for country reporting)	2018 (Milestone)	Not applicable	-
	2019 (Milestone)	100	-
	2020 (Milestone)	100	-
	2021 (Target)	100	-



INDICATOR STATEMENT	YEAR	BMTS	REPORTED RESULT
SP_O_5A	2021 (Baseline)	4	N/A
Percentage of non-core funding that is directly applied towards the Strategic Note (Desk Review)	2022 (Milestone)	4	-
	2023 (Target)	15	-

INDICATOR STATEMENT	YEAR	BMTS	REPORTED RESULT
SP_O_5B	2021 (Baseline)	100	N/A
Percentage of evaluations rated "good and above" (Desk Review)	2022 (Milestone)	100	-
	2023 (Target)	100	-

INDICATOR STATEMENT	YEAR	BMTS	REPORTED RESULT
SP_O_5C	2021 (Baseline)	Yes	N/A
Percentage all country office, regional office and HQ units' using signature interventions for programming (Desk Review)	2022 (Milestone)	No	
	2023 (Target)	Yes	




OUTPUT INDICATOR AND RESULTS

OUTPUT BRA_O_2.1

OUTCOME STATEMENT	INDICATOR STATEMENT	YEAR	BMTS	REPORTED RESULT
UN Women practices results-based management in all phases of programming cycle (formulation, implementation, monitoring and evaluation) Planned Budget: \$482.23 K  Actual Budget and Shortfall: \$98.62 K Shortfall: \$383.61 K  Expenses: \$90.19 K 	BRA_O_2.1A Percentage of programme staff that effectively use RBM	2016 (Baseline)	70	N/A
		2017 (Milestone)	80	-
		2018 (Milestone)	90	-
		2019 (Milestone)	100	32
		2020 (Milestone)	100	78
		2021 (Milestone)	100	89
		2022 (Milestone)	100	100
		2023 (Target)	100	100

OUTPUT BRA_O_2.2

OUTCOME STATEMENT	INDICATOR STATEMENT	YEAR	BMTS	REPORTED RESULT
-------------------	---------------------	------	------	-----------------

UN Women is a recognized hub of knowledge on achieving gender equality and women's empowerment Planned Budget: \$260.38 K  Actual Budget and Shortfall: \$77.01 K Shortfall: \$183.37 K  Expenses: \$41.41 K 	BRA_O_2.2A Number of knowledge products produced each year	2016 (Baseline)	32	N/A
		2017 (Milestone)	15	-
		2018 (Milestone)	15	-
		2019 (Milestone)	15	46
		2020 (Milestone)	15	23
		2021 (Milestone)	15	43
		2022 (Milestone)	15	15
		2023 (Target)	15	5

OUTPUT BRA_O_2.3

OUTCOME STATEMENT	INDICATOR STATEMENT	YEAR	BMTS	REPORTED RESULT
A clear evidence base generated is from high quality programme evaluations for learning, decision-making and accountability Planned Budget: \$57.93 K	BRA_O_2.3A Percentage of programme budget earmarked for evaluation each year	2016 (Baseline)	0.44	N/A
		2017 (Milestone)	0.5	-
		2018 (Milestone)	0.5	-
		2019 (Milestone)	1	2.04



Actual Budget and Shortfall:
\$53.54 K

Shortfall: \$4.39 K



Expenses:
\$33.85 K



2020 (Milestone)

3 -

2021 (Target)

0.5 -

INDICATOR STATEMENT	YEAR	BMTS	REPORTED RESULT
BRA_O_2.3B	2016 (Baseline)	1	N/A
Number of decentralized evaluations completed in the programme cycle	2017 (Milestone)	0	-
	2018 (Milestone)	1	-
	2019 (Milestone)	1	0
	2020 (Milestone)	1	1
	2021 (Milestone)	1	1
	2022 (Milestone)	1	1
	2023 (Target)	2	0

INDICATOR STATEMENT	YEAR	BMTS	REPORTED RESULT
BRA_O_2.3C	2016 (Baseline)	100	N/A
Percentage of management responses completed	2017 (Milestone)	n/a	-
	2018 (Milestone)	100	-
	2019 (Milestone)	100	100
	2020 (Milestone)	100	-
	2021 (Target)	n/a	-