

# Country-Level Data for Haiti country Outcome XM-DAC-41146-HTI\_D\_2.1

OUTCOME HTI\_D\_2.1 [XM-DAC-41146-HTI\\_D\\_2.1](#)

**Women led businesses have increased participation and leadership in the development of climate-resilient agriculture, water, renewable energy and service markets and benefit from equal access to resources and services**

## OUTCOME DETAILS

### SDG alignment



### Impact areas



Women's economic empowerment

### Organizational outputs



Financing for gender equality

### Policy Marker

GENDER EQUALITY

### Humanitarian Scope

No

### UN System Function

### Outcome Description

UN Women will work on several fronts: building synergies with existing programming in the fields of vocational training and agriculture by ILO and UN environment, UN Women will bring value through integrated packages addressing the access of rural women to agriculture extension services. UN Women will develop the use of technology to enhance women's access to and integration within markets in high-return sectors such as the mango, cocoa and Palma Christi value chains.

### UN Partners

UNICEF

-

Intergovernmental Normative Support

## RESOURCES

**\$543.50 K**

Planned Budget

**\$0.00**

Actual Budget

PLANNED BUDGET

## OUTCOME INDICATOR AND RESULTS

PLAN PERIOD : **2018-2023**

### OUTCOME HTI\_D\_2.1

B - Baseline

M - Milestones

T - Target

#### OUTCOME STATEMENT

#### INDICATOR STATEMENT

#### YEAR

#### BMTS

#### REPORTED RESULT

Women led businesses have increased participation and leadership in the development of climate-resilient agriculture, water, renewable energy and service markets and benefit from equal access to resources and services

Number of women with strengthened capacities and skills to participate in the economy, including as entrepreneurs, with UN-Women's support

2017 (Baseline)

0

N/A

2018 (Milestone)

-

25

2019 (Milestone)

5,000

540

2020 (Milestone)

5,000

530

2021 (Milestone)

10,000

566

2022 (Milestone)

100

147

2023 (Target)

-

0

INDICATOR STATEMENT	YEAR	BMTS	REPORTED RESULT
Number of women entrepreneurs supported to access finance and gender-responsive financial products and services, with UN-Women's support	2017 (Baseline)	0	N/A
	2018 (Milestone)	-	0
	2019 (Milestone)	30	283
	2020 (Milestone)	70	40
	2021 (Milestone)	100	40
	2022 (Milestone)	50	100
	2023 (Target)	-	0

INDICATOR STATEMENT	YEAR	BMTS	REPORTED RESULT
Number of legal, regulatory and policy frameworks that remove barriers to women's economic empowerment	2017 (Baseline)	0	N/A
	2018 (Milestone)	-	0
	2019 (Milestone)	1	0
	2020 (Milestone)	2	1
	2021 (Milestone)	3	1
	2022 (Milestone)	3	1
	2023 (Target)	-	0

INDICATOR STATEMENT	YEAR	BMTS	REPORTED RESULT
Number of rural women supported to gain access, use and/or control of productive resources by UN-Women	2017 (Baseline)	0	N/A
	2018 (Milestone)	-	87
	2019 (Milestone)	500	503
	2020 (Milestone)	500	530
	2021 (Milestone)	1,500	566
	2022 (Milestone)	150	150
	2023 (Target)	-	0

INDICATOR STATEMENT	YEAR	BMTS	REPORTED RESULT
% of women that are connected and use the "Buy for Women" platform to develop their businesses	2017 (Baseline)	0%	N/A
	2018 (Milestone)	25%	
	2019 (Milestone)	50%	0
	2020 (Milestone)	25%	0
	2021 (Milestone)	100%	0
	2022 (Milestone)	100%	67
	2023 (Target)	-	0

INDICATOR STATEMENT	YEAR	BMTS	REPORTED RESULT
% of women-led businesses connected to the "Buy for Women" platform that have increased productivity	2017 (Baseline)	0%	N/A
	2018 (Milestone)	50%	
	2019 (Milestone)	60%	0%
	2020 (Milestone)	70%	0%
	2021 (Milestone)	80%	0
	2022 (Milestone)	80%	0
	2023 (Target)	-	0



INDICATOR STATEMENT	YEAR	BMTS	REPORTED RESULT
% of women-led businesses connected to the "Buy for Women" platform that have access to credit	2017 (Baseline)	0%	N/A
	2018 (Milestone)	40%	
	2019 (Milestone)	50%	0%
	2020 (Milestone)	70%	0%
	2021 (Milestone)	80%	0%
	2022 (Milestone)	80%	0
	2023 (Target)	-	0

INDICATOR STATEMENT	YEAR	BMTS	REPORTED RESULT
Percentage of national budget allocated to gender equality and women's empowerment out of total budget (CO)	2022 (Baseline)	TBD	N/A
	2022 (Milestone)	TBD	0.1
	2023 (Target)	-	0

INDICATOR STATEMENT	YEAR	BMTS	REPORTED RESULT
SP 3.10.1: Number of new and/or improved gender-responsive policies on land developed and/or being implemented with the support of UN-Women	2020 (Baseline)	0	N/A
	2018 (Milestone)	-	0
	2019 (Milestone)	-	NA
	2020 (Milestone)	-	NA
	2021 (Target)	1	0




INDICATOR STATEMENT	YEAR	BMTS	REPORTED RESULT
SP 3.10.2: Number of rural women supported to gain access, use and/or control of productive resources by UN-Women	2020 (Baseline)	300	N/A
	2018 (Milestone)	-	62
	2019 (Milestone)	-	283
	2020 (Milestone)	-	225
	2021 (Target)	500	226

INDICATOR STATEMENT	YEAR	BMTS	REPORTED RESULT
SP 3.10.3: Number of countries that use the Buy from Women Platform to connect women farmers to information, markets and/or finance (info might still be collected through RMS)	(Baseline)	-	N/A
	2018 (Milestone)	-	-
	2019 (Milestone)	-	-
	2020 (Milestone)	-	-
	2021 (Target)	-	-

INDICATOR STATEMENT	YEAR	BMTS	REPORTED RESULT
SDG 11.5.1 Number of people whose livelihoods were disrupted or destroyed, attributed to disasters, by sex (Not for unit reporting)	(Baseline)	-	N/A
	2022 (Milestone)	-	85482
	2023 (Target)	-	8.25

## OUTPUT INDICATOR AND RESULTS

### OUTPUT HTI\_D\_2.1.2

OUTCOME STATEMENT	INDICATOR STATEMENT	YEAR	BMTS	REPORTED RESULT
<p>Women have increased capacities to develop sustainable and financially profitable businesses (alignment to FPI output 4.1)</p> <p>Planned Budget: <b>\$4.35 M</b></p>  <p>Actual Budget and Shortfall: <b>\$1.95 M</b></p> <p>Shortfall: \$2.40 M</p>  <p>Expenses: <b>\$2.26 M</b></p> 	<p>Number of women with strengthened capacities to develop sustainable and financially profitable businesses (through the UN Women "Enterprise Platform for Women" and Virtual Skills School)</p>	2017 (Baseline)	0	N/A
		2018 (Milestone)	5,000	87
		2019 (Milestone)	2,000	0
		2020 (Milestone)	3,000	0
		2021 (Milestone)	10,000	0
		2022 (Milestone)	100	0
		2023 (Target)	-	0

INDICATOR STATEMENT	YEAR	BMTS	REPORTED RESULT
% of women's entrepreneurs supported by UNW that are connected to information, markets and/or finance using the "Buy from Women" Platform	2017 (Baseline)	0%	N/A
	2018 (Milestone)	10%	
	2019 (Milestone)	20%	0%
	2020 (Milestone)	30%	0%
	2021 (Milestone)	40%	0
	2022 (Milestone)	50%	0
	2023 (Target)	-	0



INDICATOR STATEMENT	YEAR	BMTS	REPORTED RESULT
Number of tools introduced that support innovative financing and accountability, including related to digital financing, for gender equality (CO)	2022 (Baseline)	TBD	N/A
	2022 (Milestone)	TBD	1
	2023 (Target)	-	0

INDICATOR STATEMENT	YEAR	BMTS	REPORTED RESULT
Number of women accessing information, goods, resources and/or services through UNW supported platforms and programs in humanitarian and development settings (CO, HQ)	2022 (Baseline)	TBD	N/A
	2022 (Milestone)	TBD	6800
	2023 (Target)	-	0

## STRATEGIC NOTE OUTCOME PROGRESS NOTE

SHOWING DATA OF : **2023**

### **Women led businesses have increased participation and leadership in the development of climate-resilient agriculture, water, renewable energy and service markets and benefit from equal access to resources and services**

UN Women supported the development and/or expansion of women led businesses by strengthening their capacities and skills to become active members of the economy. As part of a partnership with the Ministry of Agriculture, 210 women have been trained in the use of improved seeds, climate resilient crop varieties introduction, soil types adapted to climate change exploration. The representative of trained women have been invited to be on disaster risk reduction committee by the civil protection directorate, involve other women in their meetings to motivate them for a better engagement and a wider participation space.