

# Country-Level Data for Thailand country Outcome

## XM-DAC-41146-THA\_D\_2.1

OUTCOME THA\_D\_2.1 [XM-DAC-41146-THA\\_D\\_2.1](#)

**More women lead, participate and have access to business opportunities to advance sustainable and inclusive growth**

### OUTCOME DETAILS

#### SDG alignment



#### Impact areas



Women's economic empowerment

#### Organizational outputs



Financing for gender equality

#### Policy Marker

GENDER EQUALITY

#### Humanitarian Scope

No

#### UN System Function

Advocacy, communications and social mobilization

#### Outcome Description

This outcome is under the project entitled “Promoting Economic Empowerment of Women at Work in Asia (WeEmpower Asia)” which aims to enhance the capacity of private sector companies to implement the Women’s Empowerment Principles (WEPs) by promoting decent work opportunities for women and integrating a gender perspective in the business environment and practices through support the relevant government in developing, reviewing, and implementing policy frameworks on on skill development of women entrepreneurs and women empowerment as well as development and launch Thai advocacy and campaign, using digital and social media, to enhance visibility and knowledge of the WEPs among Thai business leadership.

#### UN Partners

FAO

ILO

UN WOMEN

UNAIDS

Capacity development and technical assistance

Comprehensive and disaggregated data (discontinued)



UNDP

UNICEF

RESOURCES

**\$265.05 K**

Planned Budget

**\$0.00**

Actual Budget

PLANNED BUDGET



OUTCOME INDICATOR AND RESULTS

PLAN PERIOD : **2019-2024**

OUTCOME THA\_D\_2.1

B - Baseline

M - Milestones

T - Target

OUTCOME STATEMENT

INDICATOR STATEMENT

YEAR

BMTS

REPORTED RESULT

More women lead, participate and have access to business opportunities to advance sustainable and inclusive growth

Proportion of women in managerial positions in Asia

2017 (Baseline)

31%

N/A

2019 (Milestone)

-

0

2021 (Milestone)

33%

-

2024 (Target)

-

-

INDICATOR STATEMENT	YEAR	BMTS	REPORTED RESULT
Number of collective approaches/practices to promote WEE which have influenced and/or created by the project in Asia (Suggested indicator by EUPIMS)	2018 (Baseline)	0	N/A
	2019 (Milestone)	0	0
	2020 (Milestone)	1	0
	2021 (Milestone)	1	1
	2022 (Milestone)	1	1
	2023 (Milestone)	1	0
	2024 (Target)	1	

INDICATOR STATEMENT	YEAR	BMTS	REPORTED RESULT
SDG Indicator 5.c.1: Proportion of countries with systems to track and make public allocations to gender equality and women's empowerment (Desk Review)	2022 (Baseline)	N/A	N/A
	2022 (Milestone)	-	-
	2023 (Milestone)	N/A	-
	2024 (Target)	N/A	-

INDICATOR STATEMENT	YEAR	BMTS	REPORTED RESULT
SDG 8.3.1 Proportion of informal employment in total employment, by sector and sex (Desk Review)	(Baseline)	-	N/A
	2022 (Milestone)	-	-
	2023 (Milestone)	N/A	-
	2024 (Target)	N/A	-

INDICATOR STATEMENT	YEAR	BMTS	REPORTED RESULT
SP 3.9.1: Number of women with strengthened capacities and skills to participate in the economy, including as entrepreneurs, with UN-Women's support	2019 (Baseline)	0	N/A
	2019 (Milestone)	-	0
	2020 (Milestone)	0	0
	2021 (Milestone)	0	176
	2024 (Target)	-	-

INDICATOR STATEMENT	YEAR	BMTS	REPORTED RESULT
SP 3.9.2: Number of women entrepreneurs supported to access finance and gender-responsive financial products and services, with UN-Women's support	2019 (Baseline)	0	N/A
	2019 (Milestone)	-	0
	2020 (Milestone)	0	0
	2021 (Milestone)	0	176
	2024 (Target)	-	-



INDICATOR STATEMENT	YEAR	BMTS	REPORTED RESULT
SP 3.9.3: Number of government entities, companies, and/or international organizations that develop and/or implement gender-responsive procurement policies, with UN-Women's support	2019 (Baseline)	0	N/A
	2019 (Milestone)	-	0
	2020 (Milestone)	0	0
	2021 (Milestone)	0	2
	2024 (Target)	-	-

INDICATOR STATEMENT	YEAR	BMTS	REPORTED RESULT
SP 3.9.4: Number of national and international signatories to the Women Empowerment Principles	2019 (Baseline)	6	N/A
	2019 (Milestone)	-	0
	2020 (Milestone)	20	12
	2021 (Milestone)	70	1871
	2022 (Milestone)	120	-
	2024 (Target)	-	-

INDICATOR STATEMENT	YEAR	BMTS	REPORTED RESULT
SP 3.9.5: Number of countries developing and/or implementing gender-responsive fiscal stimulus packages for COVID-19 economic response and recovery, with UN-Women's support.	(Baseline)	-	N/A
	2020 (Milestone)	-	FALSE
	2021 (Milestone)	-	NA
	2024 (Target)	-	-

## OUTPUT INDICATOR AND RESULTS

### OUTPUT THA\_D\_2.1.1

OUTCOME STATEMENT	INDICATOR STATEMENT	YEAR	BMTS	REPORTED RESULT
Knowledge: Women’s networks, public institutions and the private sector in the EU and Asia share expertise and knowledge to advance an enabling business environment for women’s economic empowerment  Planned Budget: <b>\$560.96 K</b>	Percentage of participants targeted by outreach and advocacy events who acknowledge having engaged further on the topic on their own initiative as a result of their exposure to an event	2018 (Baseline)	0%	N/A
		2019 (Milestone)	70%	0
		2020 (Milestone)	70%	87
		2021 (Milestone)	70%	75%
		2022 (Milestone)	80%	88
		2023 (Milestone)	0	98
		2024 (Target)	75	

Actual Budget and Shortfall:  
**\$261.94 K**

Shortfall: \$299.02 K

Expenses:  
**\$223.14 K**

INDICATOR STATEMENT	YEAR	BMTS	REPORTED RESULT
Number of tools introduced that support innovative financing and accountability, including related to digital financing, for gender equality (CO)	2022 (Baseline)	0	N/A
	2022 (Milestone)	-	0
	2023 (Milestone)	0	0
	2024 (Target)	1	

**OUTPUT THA\_D\_2.1.2**

OUTCOME STATEMENT	INDICATOR STATEMENT	YEAR	BMTS	REPORTED RESULT
Capacity development and technical assistance: Women-owned business and entrepreneurs have increased capacity to engage with governments and private sector companies in policies and dialogues for advancement of women's economic empowerment	Number of processes related to state and sub- level policy dialogue on WEE which have been influenced by the project (Suggested indicator by EUPIMS)	2018 (Baseline)	0	N/A
		2019 (Milestone)	1	FALSE
		2020 (Milestone)	1	0
		2021 (Milestone)	1	100
		2022 (Milestone)	1	1
		2023 (Milestone)	0	1
		2024 (Target)	1	

Planned Budget:  
**\$566.81 K**



Actual Budget and Shortfall:  
**\$227.96 K**

Shortfall: \$338.85 K






Expenses:  
**\$130.15 K**



INDICATOR STATEMENT	YEAR	BMTS	REPORTED RESULT
Number of institutions that have increased capacities to design and implement institutional reforms/strategies/policies that promote gender equality and women's empowerment (CO)	2022 (Baseline)	TBD	N/A
	2022 (Milestone)	-	2
	2023 (Milestone)	120	0
	2024 (Target)	100	

INDICATOR STATEMENT	YEAR	BMTS	REPORTED RESULT
Number of tools introduced that support innovative financing and accountability, including related to digital financing, for gender equality (CO)	2022 (Baseline)	0	N/A
	2022 (Milestone)	-	0
	2023 (Milestone)	0	0
	2024 (Target)	1	

### OUTPUT THA\_D\_2.1.3

OUTCOME STATEMENT	INDICATOR STATEMENT	YEAR	BMTS	REPORTED RESULT
Advocacy and representation: More private sector companies implement the WEPs, including the gender-sensitive business culture and practices in EU and the country  Planned Budget: <b>\$443.75 K</b>    Actual Budget and Shortfall: <b>\$218.06 K</b>  Shortfall: \$225.68 K     Expenses:	Number of WEPs signatories	2018 (Baseline)	6	N/A
		2019 (Milestone)	8	0
		2020 (Milestone)	20	12
		2021 (Milestone)	70	107
		2022 (Milestone)	14	25
		2023 (Milestone)	0	10
		2024 (Target)	-	-

\$286.72 K

INDICATOR STATEMENT	YEAR	BMTS	REPORTED RESULT
Number of tools introduced that support innovative financing and accountability, including related to digital financing, for gender equality (CO)	2022 (Baseline)	0	N/A
	2022 (Milestone)	-	0
	2023 (Milestone)	0	0
	2024 (Target)	1	

STRATEGIC NOTE OUTCOME PROGRESS NOTE

SHOWING DATA OF : 2023

**More women lead, participate and have access to business opportunities to advance sustainable and inclusive growth**

N/A