

Country-Level Data for Zimbabwe country Outcome

XM-DAC-41146-ZWE_O_5

OUTCOME ZWE_O_5 [XM-DAC-41146-ZWE_O_5](#)

UN-Women efficiently and effectively discharges of all business processes that advance integrated delivery of its mandate at HQ, Regional and Country levels, including through shared services.

OUTCOME DETAILS

SDG alignment



Impact areas

Organizational outputs

Policy Marker

GENDER EQUALITY

Humanitarian Scope

No

UN System Function

Outcome Description

UN-Women efficiently and effectively discharges of all business processes that advance integrated delivery of its mandate at HQ, Regional and Country levels, including through shared services.

RESOURCES

\$44.00 K

Planned Budget

Actual Budget

PLANNED BUDGET

ACTUAL BUDGET AND SHORTFALL

EXPENSES



OUTCOME INDICATOR AND RESULTS

PLAN PERIOD : **2022-2026**

OUTCOME ZWE_O_5

B - Baseline

M - Milestones

T - Target


OUTCOME STATEMENT	INDICATOR STATEMENT	YEAR	BMTS	REPORTED RESULT
UN-Women efficiently and effectively discharges of all business processes that advance integrated delivery of its mandate at HQ, Regional and Country levels, including through shared services.	SP_O_5A Percentage of non-core funding that is directly applied towards the Strategic Note (Desk Review)	2021 (Baseline)	70	N/A
		2022 (Milestone)	-	-
		2023 (Milestone)	-	-
		2024 (Milestone)	-	-
		2025 (Milestone)	-	-
		2026 (Target)	85	-

INDICATOR STATEMENT	YEAR	BMTS	REPORTED RESULT
SP_O_5B	2021 (Baseline)	50%	N/A
Percentage of evaluations rated "good and above" (Desk Review)	2022 (Milestone)	-	-
	2023 (Milestone)	-	-
	2024 (Milestone)	-	-
	2025 (Milestone)	-	-
	2026 (Target)	100%	-

INDICATOR STATEMENT	YEAR	BMTS	REPORTED RESULT
SP_O_5G	2021 (Baseline)	100%	N/A
Percentage of (i) joint evaluations; (ii) independent system-wide evaluations in which UN-Women engaged (QCPR 5.4.3) (Desk Review) <ul style="list-style-type: none"> • QCPR Indicator : 	2022 (Milestone)	-	
	2023 (Milestone)	-	
	2024 (Milestone)	-	-
	2025 (Milestone)	-	-
	2026 (Target)	100%	-

OUTPUT INDICATOR AND RESULTS

OUTPUT ZWE_O_5.1

OUTCOME STATEMENT	INDICATOR STATEMENT	YEAR	BMTS	REPORTED RESULT
UNWOMEN practices result-based management Planned Budget: \$140.00 K  Actual Budget and Shortfall: \$76.02 K	ZWE_O_5.1A Number of initiatives led by civil society and private sector supported by UN Women	2019 (Baseline)	3	N/A
		2022 (Milestone)	-	89
		2023 (Milestone)	-	100
		2024 (Milestone)	100	
		2025 (Milestone)	-	-
		2026 (Target)	100%	-

Shortfall: \$63.98 K





Expenses:
\$16.07 K



INDICATOR STATEMENT	YEAR	BMTS	REPORTED RESULT
ZWE_O_5.1B	2017 (Baseline)	3	N/A
Indicator 2.1 A: Number of partnerships developed with private sector Baseline (2017): 3 Targets: Value: 6 Year: 2018	2022 (Milestone)	-	100
	2023 (Milestone)	-	80
	2024 (Milestone)	100	
	2025 (Milestone)	-	-
	2026 (Target)	100%	-

OUTPUT ZWE_O_5.2

OUTCOME STATEMENT	INDICATOR STATEMENT	YEAR	BMTS	REPORTED RESULT
High quality of programmes through knowledge, innovation, RBM and evaluation Planned Budget: \$44.00 K  Actual Budget and Shortfall: \$0.00 Shortfall: \$44.00 K  Expenses:	ZWE_O_5.2C Number of knowledge products produced by UN Women or with the support of UN Women, disseminated and used by stakeholders to inform evidence based decision making.	2021 (Baseline)	5	N/A
		2022 (Milestone)	-	11
		2023 (Milestone)	-	25
		2024 (Milestone)	5	
		2025 (Milestone)	-	-
		2026 (Target)	15	-

\$0.00
