

Country-Level Data for Kenya country Outcome XM-DAC-41146-RD_D_1.2

OUTCOME RD_D_1.2 [XM-DAC-41146-RD_D_1.2](#)


Outcome 2: By 2026, people in Kenya at risk of being left – particularly all women and girls, all children and youth, all people in the ASAL counties and in informal urban settlements – have improved, inclusive and equitable social and protection services

OUTCOME DETAILS

SDG alignment





Impact areas

 Ending violence against women

Organizational outputs

 Norms, laws, policies and institutions

 Positive social norms

 Access to services, goods and resources

Policy Marker

Outcome Description

UN Partners

UNAIDS

 UNDP

 UNFPA

UNICEF

WHO

GENDER EQUALITY

Humanitarian Scope

No

UN System Function

Advocacy, communications and social mobilization

Capacity development and technical assistance

Support functions

RESOURCES

\$1.50 M

Planned Budget

\$0.00

Actual Budget

PLANNED BUDGET

OUTCOME INDICATOR AND RESULTS

PLAN PERIOD : **2023–2026**

OUTCOME RD_D_1.2

B - Baseline

M - Milestones

T - Target

OUTCOME STATEMENT	INDICATOR STATEMENT	YEAR	BMTS	REPORTED RESULT
Outcome 2: By 2026, people in Kenya at risk of being left - particularly all women and girls, all children and youth, all people in the ASAL counties and in informal urban settlements - have improved, inclusive and equitable social and protection services	RD_D_1.2A	2022 (Baseline)	0	N/A
	2.a: Proportion of public who are satisfied with the quality of GBV service delivery by public institutions	2023 (Milestone)	-	85
		2024 (Milestone)	0	-
		2025 (Milestone)	-	-
		2026 (Target)	0	-
	<ul style="list-style-type: none"> SDG Indicator : 			

INDICATOR STATEMENT	YEAR	BMTS	REPORTED RESULT
SP_D_0.3.2	2022 (Baseline)	4	N/A
Number of institutions putting in places policies and practices to address gender-based discrimination and/or combat gender stereotypes (CO)	2023 (Milestone)	1	4
	2024 (Milestone)	1	-
	2025 (Milestone)	1	-
	• Complementary Indicator :	2026 (Target)	1

INDICATOR STATEMENT	YEAR	BMTS	REPORTED RESULT
SP_D_1.1	(Baseline)	-	N/A
SDG 5.5.1: Proportion of seats held by women in (a) national parliaments, (b) local governments and (c) executive positions/ministers (cabinets) held by women (Desk Review)	2023 (Milestone)	-	-
	2024 (Milestone)	-	-
	2025 (Milestone)	-	-
	2026 (Target)	-	-

- SDG Indicator :
- Common Indicator :

OUTPUT INDICATOR AND RESULTS

OUTPUT RD_D_1.2.1

OUTCOME STATEMENT	INDICATOR STATEMENT	YEAR	BMTS	REPORTED RESULT
2.2 Women and girls are aware and have enhanced capacity to access and utilize quality basic social and protection services. Planned Budget: \$4.17 M	RD_D_1.2.1A	2014 (Baseline)	0	N/A
	Proportion of women trained that contest and appear on the ballot paper	2023 (Milestone)	-	-
		2024 (Milestone)	-	-
		2025 (Milestone)	-	-
		2026 (Target)	-	-

Actual Budget and Shortfall:
\$2.55 M

Shortfall: \$1.62 M

Expenses:
\$2.16 M

INDICATOR STATEMENT	YEAR	BMTS	REPORTED RESULT
RD_D_1.2.1B	2018 (Baseline)	0	N/A
Number of policy monitoring reports developed by state institutions to monitor implementation of GEWE policies and guidelines at county level	2023 (Milestone)	-	-
	2024 (Milestone)	-	-
	2025 (Milestone)	-	-
	2026 (Target)	-	-

INDICATOR STATEMENT	YEAR	BMTS	REPORTED RESULT
RD_D_1.2.1C	2018 (Baseline)	1	N/A
Number of regular reports presenting data and evidence on gender financing compliance, gaps and measures	2023 (Milestone)	-	-
	2024 (Milestone)	-	-
	2025 (Milestone)	-	-
	2026 (Target)	-	-

INDICATOR STATEMENT	YEAR	BMTS	REPORTED RESULT
RD_D_1.2.1K	2019 (Baseline)	2	N/A
Number of policies that advance inclusive planning and budgeting at national and county level with UN Women support	2023 (Milestone)	-	-
	2024 (Milestone)	-	-
	2025 (Milestone)	-	-
	2026 (Target)	-	-

INDICATOR STATEMENT	YEAR	BMTS	REPORTED RESULT
RD_D_1.2.1L	2020 (Baseline)	0	N/A
Number of institutions with systems to implement and monitor inclusive planning and budgeting with UN Women support	2023 (Milestone)	-	-
	2024 (Milestone)	-	-
	2025 (Milestone)	-	-
	2026 (Target)	-	-

INDICATOR STATEMENT	YEAR	BMTS	REPORTED RESULT
RD_D_1.2.1M	2020 (Baseline)	0	N/A
Number of assessments, policy measures, recovery plans, guidelines and advisory notes developed on gender-responsive prevention and response to Covid-19 with UN Women support	2023 (Milestone)	-	-
	2024 (Milestone)	-	-
	2025 (Milestone)	-	-
	2026 (Target)	-	-

INDICATOR STATEMENT	YEAR	BMTS	REPORTED RESULT
SP_D_0.1.e	(Baseline)	-	N/A
Number of partners that have increased capacities to advance gender equality and women's empowerment through national and/or local (multi) sectoral strategies, policies and/or action plans (CO, HQ)	2023 (Milestone)	-	-
	2024 (Milestone)	-	-
	2025 (Milestone)	-	-
	2026 (Target)	-	-

INDICATOR STATEMENT	YEAR	BMTS	REPORTED RESULT
SP_D_0.2.a	(Baseline)	-	N/A
Number of partners with capacities to integrate gender equality into fiscal laws/policies/standards (CO, RO, HQ)	2023 (Milestone)	-	-
	2024 (Milestone)	-	-
	2025 (Milestone)	-	-
	2026 (Target)	-	-

INDICATOR STATEMENT	YEAR	BMTS	REPORTED RESULT
SP_D_0.2.c	(Baseline)	-	N/A
Number of national partners with capacities to apply Gender Responsive Budgeting tools in the budget cycle (CO)	2023 (Milestone)	-	-
	2024 (Milestone)	-	-
	2025 (Milestone)	-	-
	2026 (Target)	-	-

INDICATOR STATEMENT	YEAR	BMTS	REPORTED RESULT
SP_D_0.4.c	2010 (Baseline)	3	N/A
Number of women's organizations with increased capacities to deliver and/or monitor the quality of services, resources and goods for women in humanitarian and development settings (CO, HQ)	2023 (Milestone)	5	7
	2024 (Milestone)	5	-
	2025 (Milestone)	5	-
	2026 (Target)	5	-

OUTPUT RD_D_1.2.2

OUTCOME STATEMENT	INDICATOR STATEMENT	YEAR	BMTS	REPORTED RESULT
2.1 State and non-state actors at the National and county levels have strengthened capacity to develop evidence-based laws, and policies and implement programmes on prevention and response to GBV for women and girls.	RD_D_1.2.2A	2018 (Baseline)	0	N/A
	Number of women organisations and/or networks supported to participate and influence planning and budgeting processes at the county level	2023 (Milestone)	70	90
		2024 (Milestone)	75	-
		2025 (Milestone)	85	-
		2026 (Target)	-	-

Planned Budget:

\$3.16 M

Actual Budget and Shortfall:

\$186.47 K

Shortfall: \$2.97 M





Expenses:
\$195.08 K



INDICATOR STATEMENT	YEAR	BMTS	REPORTED RESULT
RD_D_1.2.2B	2023 (Baseline)	No	N/A
2.1.b: CARRY OVER Indicator 3.2.2A: Functioning interoperable repository of VAWG data with UN Women support	2023 (Milestone)	Yes	TRUE
	2024 (Milestone)	Yes	-
	2025 (Milestone)	Yes	-
	2026 (Target)	-	-

INDICATOR STATEMENT	YEAR	BMTS	REPORTED RESULT
SP_D_0.1.e	(Baseline)	-	N/A
Number of partners that have increased capacities to advance gender equality and women's empowerment through national and/or local (multi) sectoral strategies, policies and/or action plans (CO, HQ)	2023 (Milestone)	-	-
	2024 (Milestone)	-	-
	2025 (Milestone)	-	-
	2026 (Target)	-	-

INDICATOR STATEMENT	YEAR	BMTS	REPORTED RESULT
SP_D_0.1.f	(Baseline)	-	N/A
Number of institutions that have increased capacities to design and implement institutional reforms/strategies/policies that promote gender equality and women's empowerment (CO)	2023 (Milestone)	-	-
	2024 (Milestone)	-	-
	2025 (Milestone)	-	-
	2026 (Target)	-	-

INDICATOR STATEMENT	YEAR	BMTS	REPORTED RESULT
SP_D_0.1.g	2022 (Baseline)	Yes	N/A
Number of national AIDS coordinating bodies and/or national multi-sectoral HIV programmes that have strengthened capacity to integrate gender-responsive actions into national HIV strategies (CO)	2023 (Milestone)	Yes	TRUE
	2024 (Milestone)	Yes	-
	2025 (Milestone)	Yes	-
	2026 (Target)	Yes	-

INDICATOR STATEMENT	YEAR	BMTS	REPORTED RESULT
SP_D_0.4.a	2022 (Baseline)	2	N/A
Number of institutions with strengthened capacities to improve the provision of essential services, goods and/or resources for women (CO, RO, HQ)	2023 (Milestone)	4	2
	2024 (Milestone)	2	-
	2025 (Milestone)	2	-
	2026 (Target)	-	-

STRATEGIC NOTE OUTCOME PROGRESS NOTE

SHOWING DATA OF : 2023

Outcome 2: By 2026, people in Kenya at risk of being left – particularly all women and girls, all children and youth, all people in the ASAL counties and in informal urban settlements – have improved, inclusive and equitable social and protection services

In 2023, UN Women made significant progress to ensure that women and girls having improved, inclusive and equitable social and protection services. Kenya witnessed improved access by SGBV survivors to social and protection services, especially related to access to justice, between 2021 to 2023. The legal and policy framework was also enhanced through the review of the National GBV Policy (2014), 13 counties [1] developing GBV policies/laws and the Judiciary and Universities putting in place policies, strategies and practices to address gender-based discrimination. These results are part of the Government’s 12 commitments under the Generation Equality Forum. The Kenya Demographic and Health Survey (KDHS) 20 23 indicated positive trends in terms of EVAWG with fewer women and girls experiencing violence in 2022 compared with 2014: physical and sexual violence (from 20% to 16%), sexual violence (from 7.6% to 6.42%), and Female Genital Mutilation (from 21% to 15%). Data from the State of the Judiciary and Administration of Justice Reports (SOJAR) further revealed an increase in the numbers of filed sexual offences cases, from 8,657 (2022) to 8,699 (2023). SOJAR data also showed an increase in the number of resolved cases from 6,043 (2021) to 8,498 (2022) and 10,291 (2023). The number of women and girls who accessed essential services also increased as per data from the national GBV helpline Health Assistance Kenya- from 4693 (2020), 3205 (2021), 5689 (2022) to 8,894 (2023). UN Women, with implementing partners such as Advocates for Social Change in Kenya (ADSOCK), World Vision, Action Aid, Healthcare Assistance Kenya (HAK 1195), International Association of Women Judges (IAWJ), Center for Rights Education and Awareness (CREAW), Wangu Kanja Foundation, the Gender Violence Recovery Centre (GVRC), and Physicians for Human Rights (PHR), played a vital role in contributing to these outcomes. Efforts included working with IAWJ and the office of the Chief Justice (CJ) to develop two gender-responsive strategies (SGBV, and Child Justice) at the national level, creating the convicted Sexual Offenders Electronic Register, supporting the establishment and operationalization of 12 specialized SGBV courts [2], training justice actors, carry out advocacy, contribute to the development of national and county GBV laws and policies, conduct

annual budget analyses and deliver essential services to survivors. UN Women played a key technical and financial role to the KDHS, by supporting the design, implementation, analysis and reporting of the GBV and FGM module. UN Women actively enhanced the capacity of implementing partners on: EAWG, finance and Monitoring and Evaluation and fostered collaboration to achieve more robust results and coordination. The office of the Chief Justice recognized the role of UN Women in enhancing the Judiciary and appreciating our role and support to the office through formal communication. Thus far the original strategy and ToC for this outcome is still applicable. If, as anticipated, the established 12 SGBV courts continue to be functional and more SGBV courts are established in GBV hotspots, while implementing the CJ's strategies and GBV laws/policies, the number of SGBV cases resolved will continue to increase in Kenya. This will in turn have a positive impact in the lives of women and girl survivors in the country, because the court processing will be shortened and GoK commitments implemented. While the trends in GBV prevalence are encouraging, and the measures adopted by the Judiciary to improve justice outcomes for survivors and end impunity for perpetrators commendable, gaps persist in government financing for GBV programmes, the scale of interventions remains small compared to the need, prevention programmes are still confined to a few donor funded counties, and overall accountability for implementing the GEF commitments remains weak. UN Women together with its partners will therefore continue to advocate, increase resource mobilization and build strong collaboration with key partners and stakeholders. By investing in strong partnerships with the key government institutions and collaborating with the justice system partners and the national police, UN Women has increased its visibility. [1] Samburu, Isiolo, Narok, Kisii, Migori, Kajjado, Garissa, Meru, Kisumu, Kitui, Kwale, Marsabit and Turkana [2] Shanzu, Kibera, Makadara, Meru, Nakuru, Kiambu, Machakos, Kisii, Kitale, Kakamega, Kisumu, and Siaya