

Selected Filters are

Year: 2023

\$617.41 M \$510.32 M \$107.09 M \$402.66 M
 Planned Budget Actual Budget Shortfall Expenses

OFFICE	INCOME GROUP	SDGS IN UN WOMEN'S STRATEGIC NOTES	PLANNED BUDGET	ACTUAL BUDGET AND SHORTFALL	EXPENSES
Afghanistan(CO)	LOW INCOME		\$49,527,192		\$23,554,441
Albania(CO)	UPPER-MIDDLE INCOME		\$2,980,274		\$3,097,799

OFFICE	INCOME GROUP	SDGS IN UN WOMEN'S STRATEGIC NOTES	PLANNED BUDGET	ACTUAL BUDGET AND SHORTFALL	EXPENSES
	UPPER-MIDDLE INCOME		\$11,442,111	\$11,102,103	\$10,050,357
	LOWER-MIDDLE INCOME		\$10,574,562	\$10,106,718	\$9,056,665
	UPPER-MIDDLE INCOME		\$2,175,912	\$1,834,659	\$1,319,806
	UPPER-MIDDLE INCOME		\$20,054,738	\$20,853,397	\$18,225,808
	LOWER-MIDDLE INCOME		\$7,918,057	\$6,649,771	\$5,870,406
	LOWER-MIDDLE INCOME		\$5,252,679	\$2,881,289	\$2,619,469

OFFICE	INCOME GROUP	SDGS IN UN WOMEN'S STRATEGIC NOTES	PLANNED BUDGET	ACTUAL BUDGET AND SHORTFALL	EXPENSES
 Bosnia and Herzegovina(CO)	UPPER-MIDDLE INCOME	     	\$3,844,530	\$3,071,880	\$2,585,682
 Brazil(CO)	UPPER-MIDDLE INCOME	       	\$4,266,921	\$3,890,397	\$3,879,248
 Burundi(CO)	LOW INCOME	     	\$3,562,660	\$3,018,020	\$1,933,248
 Cambodia(Presence)	LOWER-MIDDLE INCOME	     	\$837,248	\$936,324	\$846,060
 Cameroon(CO)	LOWER-MIDDLE INCOME	    	\$7,821,606	\$4,377,147	\$2,733,371
 Caribbean(MCO)	HIGH INCOME	      	\$13,057,128	\$11,765,248	\$7,963,536

OFFICE	INCOME GROUP	SDGS IN UN WOMEN'S STRATEGIC NOTES	PLANNED BUDGET	ACTUAL BUDGET AND SHORTFALL	EXPENSES
 Central African Republic(CO)	LOW INCOME	     	\$5,213,101	\$4,139,160	\$3,468,570
 Chile(Presence)	HIGH INCOME	     	\$3,474,778	\$3,182,260	\$2,688,593
 China(CO)	UPPER-MIDDLE INCOME	     	\$3,256,421	\$2,861,389	\$2,768,027
 Colombia(CO)	UPPER-MIDDLE INCOME	     	\$16,088,027	\$16,188,964	\$13,457,977
 Côte d'Ivoire(CO)	LOWER-MIDDLE INCOME	     	\$3,337,277	\$2,578,655	\$2,232,186
 Democratic Republic of the Congo(CO)	LOW INCOME	      	\$10,702,253	\$10,640,238	\$8,255,155

OFFICE	INCOME GROUP	SDGS IN UN WOMEN'S STRATEGIC NOTES	PLANNED BUDGET	ACTUAL BUDGET AND SHORTFALL	EXPENSES
 East & Southern Africa RO(RO)	LOWER-MIDDLE INCOME		\$9,890,105	\$10,416,525	\$7,428,530
 Ecuador(CO)	UPPER-MIDDLE INCOME		\$4,525,892	\$3,260,394	\$2,836,825
 Egypt(CO)	LOWER-MIDDLE INCOME		\$9,111,008	\$6,601,678	\$4,735,312
 El Salvador(CO)	LOWER-MIDDLE INCOME		\$2,922,950	\$1,865,098	\$1,322,264
 Ethiopia(CO)	LOW INCOME		\$14,399,470	\$11,830,305	\$10,080,700
 Europe & Central Asia RO(RO)	UPPER-MIDDLE INCOME		\$10,220,215	\$7,857,257	\$7,443,985

OFFICE	INCOME GROUP	SDGS IN UN WOMEN'S STRATEGIC NOTES	PLANNED BUDGET	ACTUAL BUDGET AND SHORTFALL	EXPENSES
 Fiji(MCO)	UPPER-MIDDLE INCOME	     	\$13,267,347	\$12,539,702	\$8,800,378
 Georgia(CO)	UPPER-MIDDLE INCOME	     	\$7,018,537	\$7,618,958	\$7,352,279
 Guatemala(CO)	UPPER-MIDDLE INCOME	    	\$5,495,738	\$3,709,032	\$2,086,015
 Haiti(CO)	LOWER-MIDDLE INCOME	     	\$9,623,255	\$8,181,691	\$6,225,283
 Honduras(Presence)	LOWER-MIDDLE INCOME	    	\$3,601,457	\$2,281,198	\$1,965,845
 India(CO)	LOWER-MIDDLE INCOME	     	\$5,444,315	\$4,884,214	\$4,518,548

OFFICE	INCOME GROUP	SDGS IN UN WOMEN'S STRATEGIC NOTES	PLANNED BUDGET	ACTUAL BUDGET AND SHORTFALL	EXPENSES
 Indonesia(CO)	LOWER-MIDDLE INCOME		\$6,341,146	\$4,047,091	\$3,943,140
 Iraq(CO)	UPPER-MIDDLE INCOME		\$16,139,232	\$7,868,998	\$5,334,314
 Jordan(CO)	UPPER-MIDDLE INCOME		\$12,351,584	\$12,327,874	\$9,597,251
 Kazakhstan(CO)	UPPER-MIDDLE INCOME		\$3,116,724	\$2,505,438	\$2,401,449
 Kenya(CO)	LOWER-MIDDLE INCOME		\$12,387,961	\$12,417,690	\$9,718,649
 Kiribati(Presence)	LOWER-MIDDLE INCOME		\$641,679	\$1,384,321	\$967,940

OFFICE	INCOME GROUP	SDGS IN UN WOMEN'S STRATEGIC NOTES	PLANNED BUDGET	ACTUAL BUDGET AND SHORTFALL	EXPENSES
 Kosovo * (Presence)	UPPER-MIDDLE INCOME	  	\$1,747,615	\$964,297	\$882,093
 Kyrgyzstan(CO)	LOWER-MIDDLE INCOME	     	\$3,012,276	\$1,441,058	\$1,394,781
 Lebanon(CO)	LOWER-MIDDLE INCOME	      	\$9,976,485	\$7,611,346	\$7,366,176
 Liberia(CO)	LOW INCOME	    	\$7,301,660	\$7,429,513	\$7,162,358
 Libya(Presence)	UPPER-MIDDLE INCOME	     	\$1,188,004	\$1,181,850	\$759,477
 Malawi(CO)	LOW INCOME	       	\$5,325,392	\$3,619,976	\$2,757,327

OFFICE	INCOME GROUP	SDGS IN UN WOMEN'S STRATEGIC NOTES	PLANNED BUDGET	ACTUAL BUDGET AND SHORTFALL	EXPENSES
 Mali(CO)	LOW INCOME	       	\$9,833,027	\$11,118,631	\$8,507,617
 Mexico(CO)	UPPER-MIDDLE INCOME	       	\$4,478,049	\$4,371,342	\$4,397,825
 Moldova(CO)	UPPER-MIDDLE INCOME	      	\$9,505,027	\$9,617,286	\$8,803,968
 Morocco(CO)	LOWER-MIDDLE INCOME	       	\$3,758,471	\$3,625,692	\$3,423,139
 Mozambique(CO)	LOW INCOME	     	\$4,250,095	\$4,153,807	\$3,190,153
 Myanmar(CO)	LOWER-MIDDLE INCOME	     	\$6,344,676	\$6,784,062	\$4,595,325





















OFFICE	INCOME GROUP	SDGS IN UN WOMEN'S STRATEGIC NOTES	PLANNED BUDGET	ACTUAL BUDGET AND SHORTFALL	EXPENSES
 Nepal(CO)	LOWER-MIDDLE INCOME	       	\$3,205,929	\$3,382,475	\$2,750,026
 Niger(CO)	LOW INCOME	     	\$8,230,008	\$6,442,239	\$4,063,292
 Nigeria(CO)	LOWER-MIDDLE INCOME	      	\$11,430,404	\$8,785,538	\$7,828,367
 North Macedonia(Presence)	UPPER-MIDDLE INCOME	    	\$2,345,105	\$2,197,350	\$2,107,753
 Occupied Palestinian Territory(CO)	LOWER-MIDDLE INCOME	     	\$8,698,656	\$8,069,872	\$6,977,350
 Pakistan(CO)	LOWER-MIDDLE INCOME	       	\$9,345,276	\$8,011,832	\$6,814,404

OFFICE	INCOME GROUP	SDGS IN UN WOMEN'S STRATEGIC NOTES	PLANNED BUDGET	ACTUAL BUDGET AND SHORTFALL	EXPENSES
 Papua New Guinea(CO)	LOWER-MIDDLE INCOME	       	\$13,593,959	\$14,006,076	\$8,134,970
 Philippines(Presence)	LOWER-MIDDLE INCOME	    	\$2,837,149	\$2,812,806	\$2,610,256
 Rwanda(CO)	LOW INCOME	      	\$3,221,960	\$3,634,670	\$2,724,779
 Samoa(Presence)	LOWER-MIDDLE INCOME	    	\$2,406,144	\$991,115	\$691,919
 Senegal(CO)	LOWER-MIDDLE INCOME	    	\$4,234,214	\$3,084,957	\$1,516,667
 Serbia(Presence)	UPPER-MIDDLE INCOME	    	\$3,035,822	\$2,670,303	\$2,457,953

OFFICE	INCOME GROUP	SDGS IN UN WOMEN'S STRATEGIC NOTES	PLANNED BUDGET	ACTUAL BUDGET AND SHORTFALL	EXPENSES
 Sierra Leone(CO)	LOW INCOME	      	\$2,260,722	\$2,035,912	\$1,410,567
 Solomon Islands(Presence)	LOWER-MIDDLE INCOME	   	\$2,143,981	\$2,242,828	\$1,406,981
 Somalia(CO)	LOW INCOME	      	\$4,832,298	\$3,510,120	\$1,871,156
 South Africa(MCO)	UPPER-MIDDLE INCOME	        	\$8,684,205	\$6,312,885	\$3,224,438
 South Sudan(CO)	LOW INCOME	     	\$17,555,055	\$9,419,053	\$6,101,905
 Sri Lanka(Presence)	LOWER-MIDDLE INCOME	     	\$1,161,257	\$1,466,494	\$1,052,350

OFFICE	INCOME GROUP	SDGS IN UN WOMEN'S STRATEGIC NOTES	PLANNED BUDGET	ACTUAL BUDGET AND SHORTFALL	EXPENSES
 Sudan(CO)	LOW INCOME	     	\$8,442,822	\$4,984,929	\$2,928,201
 Tajikistan(Presence)	LOWER-MIDDLE INCOME	    	\$1,443,441	\$1,909,183	\$1,354,107
 Tanzania(CO)	LOWER-MIDDLE INCOME	        	\$14,172,307	\$6,971,172	\$5,756,996
 Thailand(CO)	UPPER-MIDDLE INCOME	   	\$975,611	\$725,488	\$692,071
 Timor-Leste(CO)	LOWER-MIDDLE INCOME	     	\$3,707,592	\$3,925,664	\$3,962,077
 Tonga(Presence)	UPPER-MIDDLE INCOME	 	\$114,003	\$115,007	\$12,249

OFFICE	INCOME GROUP	SDGS IN UN WOMEN'S STRATEGIC NOTES	PLANNED BUDGET	ACTUAL BUDGET AND SHORTFALL	EXPENSES
 Tunisia(CO)	LOWER-MIDDLE INCOME	   	\$3,371,135	\$2,753,220	\$1,725,172
 Türkiye(CO)	UPPER-MIDDLE INCOME	        	\$8,891,273	\$6,898,291	\$5,964,893
 Uganda(CO)	LOW INCOME	      	\$24,395,423	\$14,175,628	\$10,192,928
 Ukraine(CO)	LOWER-MIDDLE INCOME	     	\$19,805,945	\$16,249,840	\$13,922,016
 Vanuatu(Presence)	LOWER-MIDDLE INCOME	    	\$1,508,821	\$915,376	\$659,486
 Viet Nam(CO)	LOWER-MIDDLE INCOME	       	\$4,862,458	\$3,616,658	\$2,846,020

OFFICE	INCOME GROUP	SDGS IN UN WOMEN'S STRATEGIC NOTES	PLANNED BUDGET	ACTUAL BUDGET AND SHORTFALL	EXPENSES
 West & Central Africa RO(RO)	LOWER-MIDDLE INCOME	       	\$11,700,261	\$7,990,040	\$7,297,584
 Yemen(Presence)	LOW INCOME	    	\$2,632,809	\$1,996,298	\$1,730,220
 Zimbabwe(CO)	LOWER-MIDDLE INCOME	     	\$3,561,857	\$3,669,072	\$3,262,717