









Top 10 Funding Partners from 2014–2023












Data as of:
29 June 2024

| FUNDING PARTNER | YEAR | TOTAL CONTRIBUTIONS | REGULAR RESOURCES (CORE) | OTHER RESOURCES (NON-CORE) | ASSESSED CONTRIBUTIONS |
|--|------|---------------------|--------------------------|----------------------------|------------------------|
|  Sweden | 2014 | \$34,808,624 | \$10,028,653 | \$24,779,971 | \$0.00 |
|  Finland | 2014 | \$33,267,031 | \$26,775,735 | \$6,491,296 | \$0.00 |
|  Norway | 2014 | \$28,394,317 | \$15,920,866 | \$12,473,451 | \$0.00 |
|  United Kingdom | 2014 | \$24,658,588 | \$20,746,902 | \$3,911,686 | \$0.00 |
|  Switzerland | 2014 | \$22,138,488 | \$15,502,363 | \$6,636,125 | \$0.00 |
|  Australia | 2014 | \$17,241,218 | \$7,420,800 | \$9,820,418 | \$0.00 |
|  Multi-Partner Trust Fund Office | 2014 | \$14,858,375 | \$0 | \$14,858,375 | \$0.00 |
|  Denmark | 2014 | \$14,179,070 | \$11,049,735 | \$3,129,334 | \$0.00 |
|  European Commission | 2014 | \$12,406,585 | \$0 | \$12,406,585 | \$0.00 |
|  Netherlands (The) | 2014 | \$11,227,117 | \$5,044,136 | \$6,182,981 | \$0.00 |

| | | | | | |
|--|------|--------------|--------------|--------------|--------|
|  Sweden | 2015 | \$33,148,518 | \$8,285,004 | \$24,863,514 | \$0.00 |
|  Switzerland | 2015 | \$26,528,598 | \$16,311,551 | \$10,217,047 | \$0.00 |
|  Multi-Partner Trust Fund Office | 2015 | \$25,725,857 | \$0 | \$25,725,857 | \$0.00 |
|  Norway | 2015 | \$25,129,945 | \$12,562,814 | \$12,567,131 | \$0.00 |
|  United Kingdom | 2015 | \$22,547,824 | \$18,860,947 | \$3,686,878 | \$0.00 |
|  Japan | 2015 | \$20,155,331 | \$4,686,181 | \$15,469,150 | \$0.00 |
|  Australia | 2015 | \$20,083,076 | \$6,218,033 | \$13,865,042 | \$0.00 |
|  Finland | 2015 | \$19,409,154 | \$15,167,931 | \$4,241,223 | \$0.00 |
|  Netherlands (The) | 2015 | \$11,587,026 | \$4,538,523 | \$7,048,503 | \$0.00 |
|  Denmark | 2015 | \$10,827,080 | \$8,743,806 | \$2,083,274 | \$0.00 |
|  Sweden | 2016 | \$40,319,896 | \$12,724,673 | \$27,595,223 | \$0.00 |
|  Japan | 2016 | \$31,182,941 | \$5,197,566 | \$25,985,375 | \$0.00 |
|  United Kingdom | 2016 | \$25,315,432 | \$15,625,000 | \$9,690,432 | \$0.00 |















| | | | | | |
|--|------|--------------|--------------|--------------|--------|
|  Switzerland | 2016 | \$22,890,937 | \$16,343,207 | \$6,547,729 | \$0.00 |
|  Australia | 2016 | \$19,487,748 | \$6,276,265 | \$13,211,484 | \$0.00 |
|  Finland | 2016 | \$17,961,431 | \$11,337,868 | \$6,623,563 | \$0.00 |
|  Norway | 2016 | \$16,189,836 | \$8,877,244 | \$7,312,592 | \$0.00 |
|  Multi-Partner Trust Fund Office | 2016 | \$14,930,107 | \$0 | \$14,930,107 | \$0.00 |
|  United States Of America | 2016 | \$14,898,379 | \$7,699,000 | \$7,199,379 | \$0.00 |
|  Netherlands (The) | 2016 | \$12,062,418 | \$7,743,363 | \$4,319,055 | \$0.00 |
|  Sweden | 2017 | \$44,251,975 | \$17,115,866 | \$27,136,109 | \$0.00 |
|  United Kingdom | 2017 | \$25,508,619 | \$16,490,765 | \$9,017,854 | \$0.00 |
|  Norway | 2017 | \$23,455,805 | \$9,005,764 | \$14,450,041 | \$0.00 |
|  Multi-Partner Trust Fund Office | 2017 | \$22,511,389 | \$0 | \$22,511,389 | \$0.00 |
|  Japan | 2017 | \$22,326,352 | \$5,454,545 | \$16,871,807 | \$0.00 |

| | | | | | |
|---|------|--------------|--------------|--------------|--------|
|  European Commission | 2017 | \$21,963,027 | \$0 | \$21,963,027 | \$0.00 |
|  Finland | 2017 | \$18,605,167 | \$11,614,402 | \$6,990,765 | \$0.00 |
|  Switzerland | 2017 | \$17,872,606 | \$15,971,871 | \$1,900,735 | \$0.00 |
|  United States Of America | 2017 | \$16,093,017 | \$8,499,759 | \$7,593,258 | \$0.00 |
|  Australia | 2017 | \$15,796,547 | \$5,898,573 | \$9,897,974 | \$0.00 |
|  Sweden | 2018 | \$54,917,231 | \$19,983,236 | \$34,933,995 | \$0.00 |
|  United Kingdom | 2018 | \$28,371,716 | \$15,943,878 | \$12,427,839 | \$0.00 |
|  Norway | 2018 | \$25,376,625 | \$10,840,454 | \$14,536,171 | \$0.00 |
|  Japan | 2018 | \$24,368,275 | \$5,455,357 | \$18,912,918 | \$0.00 |
|  Multi-Partner Trust Fund Office | 2018 | \$22,761,931 | \$0 | \$22,761,931 | \$0.00 |
|  Switzerland | 2018 | \$18,714,375 | \$16,177,958 | \$2,536,417 | \$0.00 |
|  Finland | 2018 | \$17,415,041 | \$12,077,295 | \$5,337,747 | \$0.00 |

| | | | | | |
|--|------|--------------|--------------|--------------|--------|
|  Australia | 2018 | \$16,722,687 | \$6,063,720 | \$10,658,967 | \$0.00 |
|  United States Of America | 2018 | \$15,181,983 | \$8,500,670 | \$6,681,313 | \$0.00 |
|  Denmark | 2018 | \$13,124,939 | \$9,888,100 | \$3,236,839 | \$0.00 |
|  European Commission - Spotlight | 2019 | \$63,210,512 | \$0 | \$63,210,512 | \$0.00 |
|  Sweden | 2019 | \$56,140,931 | \$13,051,394 | \$43,089,537 | \$0.00 |
|  Norway | 2019 | \$31,250,792 | \$11,700,012 | \$19,550,780 | \$0.00 |
|  Multi-Partner Trust Fund Office | 2019 | \$27,566,500 | \$0 | \$27,566,500 | \$0.00 |
|  United Kingdom | 2019 | \$26,739,445 | \$16,224,386 | \$10,515,059 | \$0.00 |
|  European Commission | 2019 | \$25,221,354 | \$0 | \$25,221,354 | \$0.00 |
|  Finland | 2019 | \$20,076,378 | \$11,123,471 | \$8,952,907 | \$0.00 |
|  Switzerland | 2019 | \$19,360,807 | \$16,032,064 | \$3,328,743 | \$0.00 |
|  Japan | 2019 | \$17,612,893 | \$3,888,181 | \$13,724,712 | \$0.00 |

| | | | | | |
|--|------|--------------|--------------|--------------|--------|
|  Denmark | 2019 | \$15,401,520 | \$8,939,050 | \$6,462,470 | \$0.00 |
|  Sweden | 2020 | \$71,631,522 | \$18,748,985 | \$52,882,537 | \$0.00 |
|  European Commission - Spotlight | 2020 | \$52,188,613 | \$0 | \$52,188,613 | \$0.00 |
|  Multi-Partner Trust Fund Office | 2020 | \$41,602,577 | \$0 | \$41,602,577 | \$0.00 |
|  Finland | 2020 | \$32,283,013 | \$20,196,507 | \$12,086,506 | \$0.00 |
|  Norway | 2020 | \$25,545,740 | \$9,659,036 | \$15,886,704 | \$0.00 |
|  Australia | 2020 | \$23,123,846 | \$4,573,256 | \$18,550,590 | \$0.00 |
|  Japan | 2020 | \$22,514,964 | \$3,821,122 | \$18,693,842 | \$0.00 |
|  European Commission | 2020 | \$22,469,801 | \$0 | \$22,469,801 | \$0.00 |
|  Switzerland | 2020 | \$20,553,679 | \$16,494,845 | \$4,058,834 | \$0.00 |
|  Germany | 2020 | \$20,376,062 | \$16,101,469 | \$4,274,593 | \$0.00 |
|  Sweden | 2021 | \$63,527,074 | \$12,609,003 | \$50,918,071 | \$0.00 |

| | | | | | |
|--|------|--------------|--------------|--------------|--------|
|  Multi-Partner Trust Fund Office | 2021 | \$43,889,287 | \$0 | \$43,889,287 | \$0.00 |
|  European Commission - Spotlight | 2021 | \$35,279,475 | \$0 | \$35,279,475 | \$0.00 |
|  Finland | 2021 | \$29,516,332 | \$18,018,018 | \$11,498,314 | \$0.00 |
|  Norway | 2021 | \$26,910,089 | \$11,865,610 | \$15,044,479 | \$0.00 |
|  Canada | 2021 | \$26,732,102 | \$5,088,624 | \$21,643,478 | \$0.00 |
|  Germany | 2021 | \$26,404,492 | \$16,719,275 | \$9,685,217 | \$0.00 |
|  Switzerland | 2021 | \$23,120,408 | \$17,410,229 | \$5,710,180 | \$0.00 |
|  Australia | 2021 | \$22,445,438 | \$6,023,298 | \$16,422,139 | \$0.00 |
|  Japan | 2021 | \$21,145,575 | \$3,630,066 | \$17,515,509 | \$0.00 |
|  Sweden | 2022 | \$53,133,645 | \$15,417,823 | \$37,715,822 | \$0.00 |
|  Multi-Partner Trust Fund Office | 2022 | \$46,967,089 | \$0 | \$46,967,089 | \$0.00 |
|  United States Of America | 2022 | \$46,419,970 | \$10,000,000 | \$36,419,970 | \$0.00 |

| | | | | | |
|---|------|--------------|--------------|--------------|--------|
|  Finland | 2022 | \$31,320,410 | \$19,722,815 | \$11,597,595 | \$0.00 |
|  Norway | 2022 | \$29,862,972 | \$10,237,828 | \$19,625,144 | \$0.00 |
|  Germany | 2022 | \$26,398,282 | \$18,727,241 | \$7,671,041 | \$0.00 |
|  European Commission | 2022 | \$25,480,363 | \$0 | \$25,480,363 | \$0.00 |
|  Switzerland | 2022 | \$25,097,918 | \$16,666,667 | \$8,431,251 | \$0.00 |
|  European Commission - Spotlight | 2022 | \$23,009,440 | \$0 | \$23,009,440 | \$0.00 |
|  Australia | 2022 | \$20,037,356 | \$5,598,051 | \$14,439,305 | \$0.00 |
|  Multi-Partner Trust Fund Office | 2023 | \$51,942,943 | \$0 | \$51,942,943 | \$0.00 |
|  Sweden | 2023 | \$51,234,710 | \$8,721,776 | \$42,512,935 | \$0.00 |
|  Germany | 2023 | \$39,829,096 | \$28,343,371 | \$11,485,725 | \$0.00 |
|  Finland | 2023 | \$32,036,433 | \$19,313,305 | \$12,723,129 | \$0.00 |
|  Norway | 2023 | \$30,939,673 | \$9,657,231 | \$21,282,442 | \$0.00 |
|  European | 2023 | \$23,503,594 | \$0 | \$23,503,594 | \$0.00 |

 Commission

 Switzerland 2023 \$23,317,548 \$17,505,470 \$5,812,077 \$0.00

 Australia 2023 \$22,433,338 \$5,356,873 \$17,076,465 \$0.00

 Japan 2023 \$21,041,581 \$4,063,895 \$16,977,686 \$0.00

 Canada 2023 \$20,658,657 \$4,720,983 \$15,937,674 \$0.00
