



Selected Strategic Plan:
2022–2025

Year Selected: **2023**

\$91.96 M

Expense

\$3.96 M

Regular resources (core)

\$88.17 M

Other resources (non-core)

85

Countries

87

Funding Partners

All women and girls live a life free from all forms of violence.

Our result highlights

Palestine: Giving A Voice To GBV Survivors

 Palestine

Decades of occupation and conflict have jeopardized women's economic security, protection, and access to services in Palestine. Women and girls far too often face physical violence and sexual harassment, which occurs in the streets, workplaces, homes, and refugee camps. Nearly 1.9 million in Palestine currently need gender-based violence (GBV)-related services and interventions, 65 percent of whom live in Gaza. GBV victims also suffer from limited access to justice due to the weak, fragile, and inactive legal system. [Read more>](#)

Ukraine: Conflict-Related Sexual Violence Survivors

 Ukraine

Since the full-scale Russian invasion of Ukraine last year, violence has become a daily reality for millions of Ukrainians, with more than 20,000 recorded civilian casualties and over 13 million people displaced. Confronting destruction, loss and death, women, girls and people of all genders face another, often less visible threat: heightened rates of rape and sexual violence.

Conflict drives sexual violence in multiple ways. Rape and other sexual abuses may be directly perpetrated by armed forces, while heightened economic and societal instability provide the conditions for increased sexual exploitation, trafficking, and other forms of sexual abuse. At the same time, the breakdown of justice, healthcare and other systems makes support even harder for survivors to access. [Read more>](#)

South Africa: Police Training To Respond To GBV

 South African

The rate of violence against women and girls in South Africa is among the highest in the world: according to official statistics, one in five women in relationships have experienced physical violence by a partner.

Many more have suffered other forms of violence by men they know and strangers. One principal hurdle to tackling this issue is the fact that many cases of abuse are not reported to authorities. [Read more>](#)

Indonesia: Perception Of Women Living With HIV

Indonesia

Ayu Oktariani, 37 and based in Bandung, is the national coordinator of the Indonesia Positive Women Network (IPPI, for its acronym in Bahasa Indonesia), a national nongovernmental network founded by women living with HIV and affected by HIV in Indonesia. UN Women has supported IPPI since 2011. In 2020, UN Women started supporting the network in addressing violence against women living with HIV, building the online platform [DELILA](#) for women to report cases of violence, and providing referral services for these women. [Read more>](#)

Liberia: Investing In Women's Organisations

Liberia

Meet Esther Yango, Executive Director of the Women's NGO's Secretariat of Liberia (WONGOSOL), the coordinating body of women's groups in Liberia. As Liberia joins the rest of the world to commemorate the 16 Days of Activism against gender-based violence under the theme 'Invest to prevent violence against women and girls,' Mrs. Yango reflects on her organisation's contribution to the process for the elimination of gender-based violence in Liberia and shares her message. [Read More>](#)

Budget sources

Where resources
come from

Recipient regions

Where resources go

Impact areas

What resources are
spent on

Systemic outcomes

Which results are
delivered

SP_D_3.1

UN Women is co-custodian of this SDG indicator with WHO, UNFPA, UNICEF, UNODC, UNSD and UNDP.

SDG 5.2.1: Proportion of ever-partnered women and girls aged 15 years and older subjected to physical, sexual, or psychological violence by a current or former intimate partner in the previous 12 months, by form of violence and by age (Desk Review)

Common:



Complementary:



SDG:



Progress


Baseline 2018: 12.5%

| | 2022 | 2023 | 2024 | 2025 |
|-----------|-------|-------|------|------|
| Result | 12.5% | 12.5% | - | - |
| Milestone | | | | |
| Target | | | | N/A |

SP_D_3.2

UN Women is co-custodian of this SDG indicator with WHO, UNFPA, UNICEF, UNODC, UNSD and UNDP.

SDG 5.2.2 Proportion of women and girls aged 15 years and older subjected to sexual violence by persons other than an intimate partner in the previous 12 months, by age and place of occurrence (Desk Review)

Common: 

SDG: 


Progress

Baseline 2021: **N/A**

| | 2022 | 2023 | 2024 | 2025 |
|-----------|------|------|------|------|
| Result | - | - | - | - |
| Milestone | | | | |
| Target | | | | N/A |

SP_D_3.3

SDG 5.3.2 Proportion of girls and women aged 15–49 years who have undergone female genital mutilation/ cutting, by age (Desk Review)

Common: 

Complementary: 

SDG: 


Progress

Baseline 2021: **41%**

| | 2022 | 2023 | 2024 | 2025 |
|-----------|------|------|------|------|
| Result | 38% | 38% | - | - |
| Milestone | | | | |
| Target | | | | N/A |

SP_D_3.4

SDG 5.3.1: Proportion of women aged 20–24 years who were married or in a union before age 15 and before age 18 (Desk Review)

Common: 

SDG: 

Disaggregation Data

COUNTRY: GLOBAL

| | | Before age 15 | Before age 18 |
|------|-----------|---------------|---------------|
| 2020 | Baseline | 4.8% | 19% |
| 2022 | Milestone | - | - |
| | Result | - | 19% |
| 2023 | Milestone | - | - |
| | Result | - | 19% |
| 2024 | Milestone | - | - |
| | Result | - | - |
| 2025 | Target | N/A | N/A |
| | Result | - | - |