

Country-Level Data for Brazil country Outcome XM-DAC-41146-BRA_O_4

OUTCOME BRA_O_4 [XM-DAC-41146-BRA_O_4](#)


To leverage partnerships and resources in support of UN-Women's mandate

OUTCOME DETAILS

SDG alignment



Impact areas

 Advancing partnerships and resourcing

Organizational outputs

Policy Marker

GENDER EQUALITY

Humanitarian Scope

No

UN System Function

Capacity development and technical assistance

Integrated Normative Support (in the context of operational activities)

Support functions

Outcome Description

To leverage partnerships and resources in support of UN-Women's mandate

RESOURCES

\$394.20 K

Planned Budget

\$0.00

Actual Budget

PLANNED BUDGET

OUTCOME INDICATOR AND RESULTS

PLAN PERIOD : **2017-2023**

OUTCOME BRA_O_4

B - Baseline

M - Milestones

T - Target

OUTCOME STATEMENT

INDICATOR STATEMENT

YEAR

BMTS

REPORTED RESULT

To leverage partnerships and resources in support of UN-Women's mandate

SP_O_2A

2021 (Baseline)

a) 1,846,962; b) 452,250

N/A

SP O_2.1: Number of initiatives led by UN Women-supported civil society mechanisms (including the civil society advisory groups) towards achieving gender equality and women's rights

2018 (Milestone)

1

-

2019 (Milestone)

2

6

2020 (Milestone)

3

0

2021 (Milestone)

4

1

- QCPR Indicator :

2022 (Milestone)

a) 2,400,000; b) 650,000

2023 (Target)

a) 445,803.14; b) 182,671

INDICATOR STATEMENT	YEAR	BMTS	REPORTED RESULT
SP_O_2B	2021 (Baseline)	49,442	N/A
SP O_2.2: Percentage of UN Women's field offices and relevant HQ units that implemented dedicated initiatives to engage with the following non-traditional partners: a) organizations working with men and boys and/or b) faith-based organizations and actors	2018 (Milestone)	Yes	-
	2019 (Milestone)	Yes	6
	2020 (Milestone)	Yes	1
	2021 (Milestone)	Yes	1
	2022 (Milestone)	100,000	
	2023 (Target)	361,736	

INDICATOR STATEMENT	YEAR	BMTS	REPORTED RESULT
SP_O_2C	2021 (Baseline)	1	N/A
SP O_2.3: Number of individual commitments made to HeForShe online and offline by men and boys (Not for country reporting)	2018 (Milestone)	-	-
	2019 (Milestone)	67000	-
	2020 (Milestone)	72000	-
	2021 (Milestone)	77000	-
	2022 (Milestone)	1	100
	2023 (Target)	1	1

INDICATOR STATEMENT	YEAR	BMTS	REPORTED RESULT
SP_O_2D	2017 (Baseline)	Yes	N/A
SP O_2.4: Number of UN Women initiatives that are dedicated to engage youth for gender equality	2018 (Milestone)	Yes	-
	2019 (Milestone)	Yes	TRUE
	2020 (Milestone)	Yes	TRUE
	2021 (Target)	Yes	TRUE

INDICATOR STATEMENT	YEAR	BMTS	REPORTED RESULT
SP_O_2E	2017 (Baseline)	0	N/A
SP O_2.5: Number of strategic partnerships with the corporate sector, integrating gender equality principles in their core business and/or value chains and at least two types of the following contributions to UN-Women's mandate: (i) financial; (ii) advocacy and visibility; (iii) expertise and staff time (similar to UNICEF) (Not for country reporting)	2018 (Milestone)	0	-
	2019 (Milestone)	290	-
	2020 (Milestone)	400	-
	2021 (Target)	500	-

INDICATOR STATEMENT	YEAR	BMTS	REPORTED RESULT
SP_O_2F	2017 (Baseline)	No	N/A
SP O_2.6: Percentage of new Regional and Country Strategic Notes with a dedicated partnerships strategy (Not for country reporting)	2018 (Milestone)	No	-
	2019 (Milestone)	No	-
	2020 (Milestone)	No	-
	2021 (Target)	No	-

INDICATOR STATEMENT	YEAR	BMTS	REPORTED RESULT
SP_O_2G	2017 (Baseline)	0	N/A
SP O_2.7: Number of media outlets that sign up to the Step it Up Media Compact (Not for country reporting)	2018 (Milestone)	0	-
	2019 (Milestone)	0	-
	2020 (Milestone)	2	-
	2021 (Target)	2	-

INDICATOR STATEMENT	YEAR	BMTS	REPORTED RESULT
SP_O_2H	2018 (Baseline)	460576	N/A
SP O_2.8: Number of visitors to the UN Women global website (Not for country reporting)	2018 (Milestone)	-	-
	2019 (Milestone)	510000	-
	2020 (Milestone)	560000	-
	2021 (Target)	610000	-

INDICATOR STATEMENT	YEAR	BMTS	REPORTED RESULT
SP_O_21	2018 (Baseline)	252164	N/A
SP O_2.9: Number of followers of UN-Women on social media (Not for country reporting)	2018 (Milestone)	-	-
	2019 (Milestone)	310000	-
	2020 (Milestone)	360000	-
	2021 (Target)	410000	-

INDICATOR STATEMENT	YEAR	BMTS	REPORTED RESULT
SP_O_2J	2018 (Baseline)	1069	N/A
SP O_2.10: Number of mentions of UN-Women in the media (Not for country reporting)	2018 (Milestone)	-	-
	2019 (Milestone)	2000	-
	2020 (Milestone)	2100	-
	2021 (Target)	2200	-




INDICATOR STATEMENT	YEAR	BMTS	REPORTED RESULT
SP_O_2K	2017 (Baseline)	1754296.6	N/A
SP O_2.11: Amount of total regular core resources and total non-core other resources from: -> public partners -> private sector partners, including National Committees and individuals(similar to UNICEF)(Derived from QCPR indicator 20a) (Not for country reporting)	2018 (Milestone)	1800000	-
	2019 (Milestone)	1900000	-
	2020 (Milestone)	2000000	-
	2021 (Target)	2100000	-

INDICATOR STATEMENT	YEAR	BMTS	REPORTED RESULT
SP_O_2L	(Baseline)	-	N/A
SP O_2.12: Contributions by donors other than the top 15 (Shared with UNFPA and UNICEF)(Not for country reporting)	2018 (Milestone)	-	-
	2019 (Milestone)	-	-
	2020 (Milestone)	-	-
	2021 (Target)	-	-

INDICATOR STATEMENT	YEAR	BMTS	REPORTED RESULT
SP_O_2M	2017 (Baseline)	0	N/A
SP O_2.13: Contributions received through pooled and thematic funding mechanisms (Derived from QCPR indicators 15d and 15f) (Shared with UNFPA) (Not for country reporting)	2018 (Milestone)	0	-
	2019 (Milestone)	0	-
	2020 (Milestone)	100,000	-
	2021 (Target)	150,000	-


OUTPUT INDICATOR AND RESULTS

OUTPUT BRA_O_4.2

OUTCOME STATEMENT	INDICATOR STATEMENT	YEAR	BMTS	REPORTED RESULT
Resource base is expanded and diversified to fully implement UN Women CO Strategic Note and Annual Work Plan Planned Budget: \$87.89 K  Actual Budget and Shortfall: \$126.63 K Shortfall: \$0.00  Expenses: \$108.24 K 	BRA_O_4.2A Amount in USD of new non-core contributions per year	2015 (Baseline)	1,695,699	N/A
		2017 (Milestone)	1,863,699.00	-
		2018 (Milestone)	2,660,585.80	-
		2019 (Milestone)	2,585,996.81	3119348
		2020 (Milestone)	2,491,375.16	2785951
		2021 (Milestone)	1,483,445.45	2375319
		2022 (Milestone)	1,650,308.14	1960712.7
		2023 (Target)	-	2891590.62

INDICATOR STATEMENT	YEAR	BMTS	REPORTED RESULT
BRA_O_4.2B	2015 (Baseline)	3	N/A
Number of new donors per year	2017 (Milestone)	100	-
	2018 (Milestone)	100	-
	2019 (Milestone)	100	-
	2020 (Milestone)	100	60
	2021 (Milestone)	100	80
	2022 (Milestone)	100	92
	2023 (Target)	100	100

OUTPUT BRA_O_4.3

OUTCOME STATEMENT	INDICATOR STATEMENT	YEAR	BMTS	REPORTED RESULT
Increased UN Women CO communication capacity Planned Budget: \$768.89 K  Actual Budget and Shortfall: \$556.99 K	BRA_O_4.3A Percentage variation of media coverage of UNW CO each year	2015 (Baseline)	40	N/A
		2017 (Milestone)	45	-
		2018 (Milestone)	50	
		2019 (Milestone)	55	137
		2020 (Milestone)	57	-
		2021 (Target)	60	-

Shortfall: \$211.90 K



Expenses:
\$532.29 K



INDICATOR STATEMENT	YEAR	BMTS	REPORTED RESULT
BRA_O_4.3B	2015 (Baseline)	75	N/A
Percentage variation of the number of unique visitors to UNW CO website each year	2017 (Milestone)	75	-
	2018 (Milestone)	75	18
	2019 (Milestone)	76	62
	2020 (Milestone)	76	-
	2021 (Target)	77	-

INDICATOR STATEMENT	YEAR	BMTS	REPORTED RESULT
BRA_O_4.3C	2015 (Baseline)	50,000	N/A
Number of followers of UNW CO social networks (cumulative)	2017 (Milestone)	60,000	-
	2018 (Milestone)	70,000	252164
	2019 (Milestone)	80,000	329797
	2020 (Milestone)	90,000	-
	2021 (Target)	100,000	-

INDICATOR STATEMENT	YEAR	BMTS	REPORTED RESULT
BRA_O_4.3D	2016 (Baseline)	25,000	N/A
Number of Brazilian men and women in the HeforShe worldmap (cumulative)	2017 (Milestone)	40,000	-
	2018 (Milestone)	55,000	62955
	2019 (Milestone)	70,000	67625
	2020 (Milestone)	85,000	-
	2021 (Target)	100,000	-

INDICATOR STATEMENT	YEAR	BMTS	REPORTED RESULT
BRA_O_4.3E	2016 (Baseline)	10,000	N/A
Number of Brazilian men and women following HeforShe pages on Facebook and Twitter (cumulative)	2017 (Milestone)	60,000	-
	2018 (Milestone)	62,000	63000
	2019 (Milestone)	64,000	65041
	2020 (Milestone)	66,000	64628
	2021 (Milestone)	68,000	63630
	2022 (Milestone)	70,000	80200
	2023 (Target)	70000	77971

INDICATOR STATEMENT	YEAR	BMTS	REPORTED RESULT
BRA_O_4.3F	2016 (Baseline)	15	N/A
Number of activities and communications products developed by the HeForShe Brazil team or in support of HeForShe (each year)	2017 (Milestone)	20	-
	2018 (Milestone)	25	Medium 30-69%
	2019 (Milestone)	30	Low 0-29 %
	2020 (Milestone)	40	3326
	2021 (Milestone)	900	3449
	2022 (Milestone)	900	2805
	2023 (Target)	900	0

INDICATOR STATEMENT	YEAR	BMTS	REPORTED RESULT
BRA_O_4.3G	2016 (Baseline)	50	N/A
Number of Brazilian companies, universities and government institutions supporting and promoting HeForShe (cumulative)	2017 (Milestone)	200,000	-
	2018 (Milestone)	250,000	72
	2019 (Milestone)	300,000	5
	2020 (Milestone)	350,000	416650
	2021 (Milestone)	400,000	459560
	2022 (Milestone)	450,000	551421
	2023 (Target)	500000	590100

INDICATOR STATEMENT	YEAR	BMTS	REPORTED RESULT
BRA_O_4.3H	2016 (Baseline)	7,000,000	N/A
Estimated number of people directly or indirectly reached by HeForShe brand in Brazil, including number of viewers of videos on mass TV each year	2017 (Milestone)	10,000,000	-
	2018 (Milestone)	10,000,000	1100000000
	2019 (Milestone)	10,000,000	10000000
	2020 (Milestone)	10,000,000	-
	2021 (Target)	10,000,000	-

OUTPUT BRA_O_4.4

OUTCOME STATEMENT	INDICATOR STATEMENT	YEAR	BMTS	REPORTED RESULT
Gender equality advocates, particularly those facing multiple forms of discrimination, are engaged in partnerships with UN Women and have enhanced capacity to participate in and influence intergovernmental and national processes and fora (B+25, 1325+20, CSW, CEDAW, UPR, International Decade of People of African Descent)	BRA_O_4.4A	2016 (Baseline)	Yes	N/A
	CO Strategic Note and Annual Work Plans incorporate Civil Society Advisory Group inputs	2017 (Milestone)	3	-
		2018 (Milestone)	3	-
		2019 (Milestone)	3	FALSE
		2020 (Milestone)	3	FALSE
		2021 (Milestone)	3	1
		2022 (Milestone)	3	19
		2023 (Target)	3	20

Planned Budget:

\$584.87 K

Actual Budget and Shortfall:

\$436.12 K

Shortfall: \$148.75 K



Expenses:

\$310.97 K

