

# Country-Level Data for Haiti country Outcome XM-DAC-41146-HTI\_D\_3.1

OUTCOME HTI\_D\_3.1 [XM-DAC-41146-HTI\\_D\\_3.1](#)

The socio-cultural settings, as well as legislative, political, institutional and organizational frameworks are strengthened and structured to respond to domestic violence against women and girls

## OUTCOME DETAILS


### SDG alignment




### Impact areas

 Ending violence against women

### Organizational outputs

 Positive social norms

 Access to services, goods and resources

### Policy Marker

GENDER EQUALITY

### Humanitarian Scope

### Outcome Description

The Country Office will jointly engage with national and local stakeholders in structuring actions to speed up the revision of legal texts to make them less discriminatory, improve the institutional response to violence to increase the effectiveness of institutions, change social attitudes and perceptions, improve the delivery of public services in addressing violence, and improve the effectiveness of women's groups in defending women's rights, and the protection of victims

### UN Partners

UNAIDS



UNDP



UNFPA

UNICEF

WHO

No

WFOU

**UN System Function**

-

Capacity development and technical assistance

Support functions

## RESOURCES

**\$1.59 M**

Planned Budget

**\$0.00**

Actual Budget

PLANNED BUDGET



## OUTCOME INDICATOR AND RESULTS

PLAN PERIOD : 2018-2023

### OUTCOME HTI\_D\_3.1

B - Baseline

M - Milestones

T - Target

| OUTCOME STATEMENT   | INDICATOR STATEMENT   | YEAR             | BMTS  | REPORTED RESULT |
|---|---|------------------|-------|-----------------|
| The socio-cultural settings, as well as legislative, political, institutional and organizational frameworks are strengthened and structured to respond to domestic violence against women and girls | HTI_D_3.1A<br>Existence of laws and policies on VAW/GBV/harmful practices that adequately respond to women's and girls' rights, including exercise / access rights to sexual and reproductive health (SRH), based on evidence and in line with international human resource standards and treaty body recommendations | 2020 (Baseline)  | 8.70% | N/A             |
|   |   | 2020 (Milestone) | TBD   | FALSE           |
|   |   | 2021 (Milestone) | Yes   | FALSE           |
|   |   | 2022 (Milestone) | 3.70% | 0               |
|   |   | 2023 (Target)    | -     | 0               |

| INDICATOR STATEMENT  | YEAR             | BMTS  | REPORTED RESULT |
|--|------------------|-------|-----------------|
| HTI_D_3.1B   | 2022 (Baseline)  | 9.20% | N/A             |
| Existence of evidence-based national and / or local action plans and M & E frameworks to end VAW / SGBV / harmful practices that address the rights of all women and girls and are developed in a participatory manner | 2020 (Milestone) | TBD   | FALSE           |
|  | 2021 (Milestone) | Yes   | FALSE           |
|  | 2022 (Milestone) | 3.70% | 0               |
|  | 2023 (Target)    | -     | 0               |

| INDICATOR STATEMENT  | YEAR             | BMTS | REPORTED RESULT |
|--|------------------|------|-----------------|
| HTI_D_3.1C   | 2020 (Baseline)  | 0%   | N/A             |
| Percentage of women's rights organizations, autonomous social movements, and relevant CSOs that increase their efforts to jointly advocate for the elimination of VAWG | 2020 (Milestone) | TBD  | FALSE           |
|  | 2021 (Milestone) | Yes  | FALSE           |
|  | 2022 (Milestone) | 10%  | 0               |
|  | 2023 (Target)    | -    | 0               |

| INDICATOR STATEMENT   | YEAR             | BMTS | REPORTED RESULT |
|---|------------------|------|-----------------|
| HTI_D_3.1D  | 2020 (Baseline)  | No   | N/A             |
| Existence of national and / or local coordination and oversight mechanisms at the highest level to address GBV including domestic violence, taking into account the representation of marginalized groups | 2020 (Milestone) | TBD  | TRUE            |
|   | 2021 (Milestone) | Yes  | TRUE            |
|   | 2022 (Milestone) | Yes  | TRUE            |
|   | 2023 (Target)    | -    | TRUE            |

| INDICATOR STATEMENT   | YEAR             | BMTS | REPORTED RESULT |
|---|------------------|------|-----------------|
| HTI_D_3.1E  | 2020 (Baseline)  | 0    | N/A             |
| Share of national budget allocated to the prevention and elimination of all forms of VAW, including domestic violence | 2020 (Milestone) | TBD  | 0               |
|   | 2021 (Milestone) | 10%  | 0               |
|   | 2022 (Milestone) | 15   | 27              |
|   | 2023 (Target)    | -    | 0               |

| INDICATOR STATEMENT  | YEAR             | BMTS | REPORTED RESULT |
|--|------------------|------|-----------------|
| HTI_D_3.1F   | 2020 (Baseline)  | No   | N/A             |
| Integration of VAW, including domestic violence, into the development plans of 6 other sectors (health, social services, education, justice, security, culture), based on evidence and in line with international standards. | 2020 (Milestone) | TBD  | TRUE            |
|  | 2021 (Target)    | Yes  | FALSE           |



| INDICATOR STATEMENT   | YEAR             | BMTS | REPORTED RESULT |
|---|------------------|------|-----------------|
| HTI_D_3.1G  | 2020 (Baseline)  | No   | N/A             |
| Existence of VAW / SGBV / harmful practices laws and policies that adequately address the rights of women and girls, including the exercise / access to SRH rights, based on evidence and in line with international human resource standards and treaty body recommendations | 2020 (Milestone) | TBD  | TRUE            |
|   | 2021 (Target)    | Yes  | TRUE            |

| INDICATOR STATEMENT  | YEAR             | BMTS | REPORTED RESULT |
|--|------------------|------|-----------------|
| HTI_D_3.1H   | 2020 (Baseline)  | No   | N/A             |
| Existence of evidence-based national and/or local action plans and M&E frameworks to end VAW/GBV/harmful practices that address the rights of all women and girls and are developed in a participatory manner. | 2020 (Milestone) | Yes  | FALSE           |
|  | 2021 (Target)    | -    | FALSE           |

| INDICATOR STATEMENT  | YEAR             | BMTS | REPORTED RESULT |
|--|------------------|------|-----------------|
| HTI_D_3.II   | 2020 (Baseline)  | No   | N/A             |
| Existence of laws and policies that ensure the capacity of women's rights groups, autonomous social movements, civil society organizations and feminist/human rights activists to advance the human rights agenda. | 2020 (Milestone) | TBD  | FALSE           |
|  | 2021 (Target)    | Yes  | FALSE           |

| INDICATOR STATEMENT   | YEAR             | BMTS | REPORTED RESULT |
|---|------------------|------|-----------------|
| HTI_D_3.1J  | 2020 (Baseline)  | 0%   | N/A             |
| Proportion of women, including those exposed to intersecting and multiple forms of discrimination, who have reported physical and sexual violence and seek assistance by sector | 2020 (Milestone) | TBD  | 30%             |
|   | 2021 (Target)    | 10%  | 0%              |

| INDICATOR STATEMENT  | YEAR             | BMTS | REPORTED RESULT |
|--|------------------|------|-----------------|
| HTI_D_3.1K   | 2020 (Baseline)  | 50   | N/A             |
| Number of cases of violence against women and girls reported to the police | 2020 (Milestone) | TBD  | 0               |
|  | 2021 (Target)    | 200  | 0               |

| INDICATOR STATEMENT                                     | YEAR             | BMTS | REPORTED RESULT |
|---|------------------|------|-----------------|
| HTI_D_3.1L  | 2020 (Baseline)  | 25   | N/A             |
| Number of cases reported to the police that go to court | 2020 (Milestone) | TBD  | 0               |
|   | 2021 (Target)    | 150  | 0               |

| INDICATOR STATEMENT   | YEAR             | BMTS | REPORTED RESULT |
|---|------------------|------|-----------------|
| HTI_D_3.1M  | 2020 (Baseline)  | 0%   | N/A             |
| Proportion of VAW cases reported to police that resulted in convictions of perpetrators during a given period (e.g. in the past 12 months). | 2020 (Milestone) | TBD  | 0%              |
|   | 2021 (Target)    | 10%  | 0%              |

| INDICATOR STATEMENT  | YEAR             | BMTS | REPORTED RESULT |
|--|------------------|------|-----------------|
| HTI_D_3.1N   | 2020 (Baseline)  | No   | N/A             |
| Existence of an information management system (MIS) on violence against women and girls including domestic violence at national level which can measure the number of women / girls victims / survivors of violence (and their families) who received quality multisector essential services | 2020 (Milestone) | TBD  | FALSE           |
|  | 2021 (Target)    | Yes  | FALSE           |



| INDICATOR STATEMENT  | YEAR             | BMTS | REPORTED RESULT |
|--|------------------|------|-----------------|
| HTI_D_3.10   | 2020 (Baseline)  | No   | N/A             |
| Existence of women's rights organizations, autonomous social movements and relevant CSOs that increase and coordinate their efforts to jointly advocate for the elimination of violence against women and girls, including domestic violence | 2020 (Milestone) | TBD  | TRUE            |
|  | 2021 (Target)    | Yes  | TRUE            |

| INDICATOR STATEMENT  | YEAR             | BMTS | REPORTED RESULT |
|--|------------------|------|-----------------|
| HTI_D_3.1P   | 2020 (Baseline)  | No   | N/A             |
| Existence and increased use of social accountability mechanisms by civil society to monitor and initiate efforts to eliminate VAW, including domestic violence | 2020 (Milestone) | TBD  | FALSE           |
|  | 2021 (Target)    | Yes  | TRUE            |

| INDICATOR STATEMENT  | YEAR             | BMTS | REPORTED RESULT |
|--|------------------|------|-----------------|
| HTI_D_3.1Q   | 2020 (Baseline)  | 0%   | N/A             |
| Proportion of women's rights organizations, autonomous social movements and CSOs, including those representing youth and groups exposed to multiple forms of cross-discrimination, that report greater influence in taking action against VAW, including domestic violence | 2020 (Milestone) | TBD  | 0%              |
|  | 2021 (Target)    | 10%  | 96.67           |

| INDICATOR STATEMENT   | YEAR             | BMTS | REPORTED RESULT |
|---|------------------|------|-----------------|
| SP_D_0.3.1  | (Baseline)       | -    | N/A             |
| Extent of bias in gender equality attitudes and/or gender social norms among individuals (CO) | 2022 (Milestone) | -    | 1               |
|   | 2023 (Target)    | -    | 0               |

- Complementary Indicator :

| INDICATOR STATEMENT  | YEAR             | BMTS | REPORTED RESULT |
|--|------------------|------|-----------------|
| SP_D_0.3.2   | (Baseline)       | -    | N/A             |
| Number of institutions putting in places policies and practices to address gender-based discrimination and/or combat gender stereotypes (CO) | 2022 (Milestone) | -    | 5               |
|  | 2023 (Target)    | -    | 1               |

- Complementary Indicator :

| INDICATOR STATEMENT   | YEAR             | BMTS | REPORTED RESULT |
|---|------------------|------|-----------------|
| SP_D_0.3.3  | (Baseline)       | -    | N/A             |
| Number of countries and/or other actors with comprehensive and coordinated VAW prevention strategy (CO) | 2022 (Milestone) | -    | FALSE           |
|   | 2023 (Target)    | -    | FALSE           |

- Complementary Indicator :

| INDICATOR STATEMENT  | YEAR             | BMTS | REPORTED RESULT |
|--|------------------|------|-----------------|
| SP_D_0.4.1   | (Baseline)       | -    | N/A             |
| Number of countries where there has been an increase in the number of women who access services after experiencing violence or discrimination (CO) | 2022 (Milestone) | -    | FALSE           |
|  | 2023 (Target)    | -    | FALSE           |

- Complementary Indicator :

| INDICATOR STATEMENT   | YEAR             | BMTS | REPORTED RESULT |
|---|------------------|------|-----------------|
| SP_D_0.6.2  | (Baseline)       | -    | N/A             |
| Number of national plans and strategies that integrate gender statistics as an objective or strategy (CO, RO, HQ) | 2022 (Milestone) | -    | 0               |
|   | 2023 (Target)    | -    | 20              |

- Complementary Indicator :



| INDICATOR STATEMENT  | YEAR             | BMTS | REPORTED RESULT |
|--|------------------|------|-----------------|
| SP_D_3.1   | (Baseline)       | -    | N/A             |
| SDG 5.2.1: Proportion of ever-partnered women and girls aged 15 years and older subjected to physical, sexual, or psychological violence by a current or former intimate partner in the previous 12 months, by form of violence and by age (Desk Review) | 2022 (Milestone) | -    | -               |
|  | 2023 (Target)    | -    | -               |

- SDG Indicator :
- Common Indicator :
- Complementary Indicator :

| INDICATOR STATEMENT  | YEAR             | BMTS | REPORTED RESULT |
|--|------------------|------|-----------------|
| SP_D_3.1A  | 2020 (Baseline)  | No   | N/A             |
| SP 4.11.1: Number of National Action Plans and Strategies to end violence against women that have a component that addresses social norms, attitudes, and behavior transformation, developed with UN-Women's support | 2020 (Milestone) | -    | TRUE            |
|  | 2021 (Target)    | Yes  | FALSE           |

| INDICATOR STATEMENT   | YEAR             | BMTS | REPORTED RESULT |
|---|------------------|------|-----------------|
| SP_D_3.1B   | 2020 (Baseline)  | No   | N/A             |
| SP 4.11.2a: Number of countries that have, with UN Women's support, (1) conducted community activities with women and men, boys and girls on gender equality and respectful relationships and (2) developed national informal or formal education curricula on gender and violence against women in primary and/or secondary schools. | 2020 (Milestone) | -    | TRUE            |
|   | 2021 (Target)    | Yes  | TRUE            |

| INDICATOR STATEMENT   | YEAR             | BMTS | REPORTED RESULT |
|---|------------------|------|-----------------|
| SP_D_3.1C   | 2020 (Baseline)  | No   | N/A             |
| SP 4.11.3: Number of countries supported by UN-Women to improve guidelines, protocols, standard operating procedures (in line with best practices) on the provision of quality services for victims and survivors | 2020 (Milestone) | -    | TRUE            |
|   | 2021 (Target)    | Yes  | TRUE            |

| INDICATOR STATEMENT  | YEAR             | BMTS | REPORTED RESULT |
|--|------------------|------|-----------------|
| SP_D_3.1D  | 2020 (Baseline)  | No   | N/A             |
| SP 4.11.4: Number of countries that provide information about women's rights to access quality essential services for victims and survivors of violence, with UN-Women's support | 2020 (Milestone) | -    | TRUE            |
|  | 2021 (Target)    | Yes  | TRUE            |

| INDICATOR STATEMENT   | YEAR             | BMTS | REPORTED RESULT |
|---|------------------|------|-----------------|
| SP_D_3.1E   | 2020 (Baseline)  | No   | N/A             |
| SP 4.11.2b: Number of countries that have, with UN Women's support, (1) conducted community activities with women and men, boys and girls on gender equality and respectful relationships and (2) developed national informal or formal education curricula on gender and violence against women in primary and/or secondary schools. | 2020 (Milestone) | -    | NA              |
|   | 2021 (Target)    | Yes  | TRUE            |

| INDICATOR STATEMENT  | YEAR             | BMTS | REPORTED RESULT |
|--|------------------|------|-----------------|
| SP_D_3.1F  | 2020 (Baseline)  | No   | N/A             |
| SP 4.11.6a: Number of countries that have, with UN Women's support, put in place measures to address gender-based violence (GBV) during the COVID-19 pandemic, which a) integrate violence prevention and response into COVID- 19 response plans, b), c), d), e) | 2020 (Milestone) | -    | TRUE            |
|  | 2021 (Target)    | Yes  | FALSE           |

| INDICATOR STATEMENT   | YEAR             | BMTS | REPORTED RESULT |
|---|------------------|------|-----------------|
| SP_D_3.1G   | 2020 (Baseline)  | No   | N/A             |
| SP 4.11.6b: Number of countries that have, with UN Women's support, put in place measures to address gender-based violence (GBV) during the COVID-19 pandemic, which a) , b) raise awareness through advocacy and campaigns, with targeted messages to both women and men, c), d), e) | 2020 (Milestone) | -    | TRUE            |
|   | 2021 (Target)    | Yes  | FALSE           |



| INDICATOR STATEMENT   | YEAR             | BMTS | REPORTED RESULT |
|---|------------------|------|-----------------|
| SP_D_3.1H   | 2020 (Baseline)  | No   | N/A             |
| SP 4.11.6c: Number of countries that have, with UN Women's support, put in place measures to address gender-based violence (GBV) during the COVID-19 pandemic, which a) , b) , c) provide options for women to report abuse and seek help without alerting perpetrators, d), e) | 2020 (Milestone) | -    | TRUE            |
|   | 2021 (Target)    | Yes  | FALSE           |

| INDICATOR STATEMENT  | YEAR             | BMTS | REPORTED RESULT |
|--|------------------|------|-----------------|
| SP_D_3.II  | 2020 (Baseline)  | No   | N/A             |
| SP 4.11.6d: Number of countries that have, with UN Women's support, put in place measures to address gender-based violence (GBV) during the COVID-19 pandemic, which a) , b) , c), d) ensure continued functioning of shelters for victims of violence and expand their capacity, e) | 2020 (Milestone) | -    | TRUE            |
|  | 2021 (Target)    | Yes  | FALSE           |

| INDICATOR STATEMENT   | YEAR             | BMTS | REPORTED RESULT |
|---|------------------|------|-----------------|
| SP_D_3.1J   | 2020 (Baseline)  | No   | N/A             |
| SP 4.11.6e: Number of countries that have, with UN Women's support, put in place measures to address gender-based violence (GBV) during the COVID-19 pandemic, which a) , b) , c), d), e) ensure women's access to justice through police and justice response to address impunity of perpetrators and protect women and their children | 2020 (Milestone) | -    | TRUE            |
|   | 2021 (Target)    | Yes  | FALSE           |

| INDICATOR STATEMENT  | YEAR             | BMTS | REPORTED RESULT |
|--|------------------|------|-----------------|
| SP_D_3.1K  | 2020 (Baseline)  | 550  | N/A             |
| SP 4.11.7. Number of women's organizations with increased capacities to respond to and mitigate the pandemic, fight against COVID-19 related gender-based violence, racism, xenophobia, stigma, and other forms of discrimination, prevent and remedy human rights abuses, and ensure longer-term recovery | 2020 (Milestone) | -    | 12              |
|  | 2021 (Target)    | 700  | 20              |

| INDICATOR STATEMENT  | YEAR             | BMTS | REPORTED RESULT |
|--|------------------|------|-----------------|
| SP_D_3.2   | (Baseline)       | -    | N/A             |
| SDG 5.2.2 Proportion of women and girls aged 15 years and older subjected to sexual violence by persons other than an intimate partner in the previous 12 months, by age and place of occurrence (Desk Review) | 2022 (Milestone) | -    | -               |
|  | 2023 (Target)    | -    | -               |

- SDG Indicator :
- Common Indicator :

## OUTPUT INDICATOR AND RESULTS

### OUTPUT HTI\_D\_3.1.1

| OUTCOME STATEMENT  | INDICATOR STATEMENT  | YEAR             | BMTS | REPORTED RESULT |
|--|--|------------------|------|-----------------|
| Spotlight Outcome 1: Legislative and policy frameworks, based on evidence and in line with international human rights standards, on all forms of violence against women and girls and harmful practices are in place and translated into plans | HTI_D_3.1.1A   | 2020 (Baseline)  | 0    | N/A             |
|  | Number of new and / or strengthened laws and / or policies on domestic violence and / or gender equality and non-discrimination developed that address the rights of women and girls facing multiple and intersecting forms of discrimination and comply with international human rights standards | 2020 (Milestone) | 5    | 0               |
|  |  | 2021 (Milestone) | 5    | 0               |
|  |  | 2022 (Milestone) | 1    | 0               |
|  |  | 2023 (Target)    | 1    | 2               |
| Planned Budget:<br><b>\$526.58 K</b>   |  |                  |      |                 |

Actual Budget and Shortfall:

**\$463.86 K**

Shortfall: \$62.72 K

Expenses:

**\$352.90 K**

| INDICATOR STATEMENT  | YEAR             | BMTS | REPORTED RESULT |
|--|------------------|------|-----------------|
| HTI_D_3.1.1B   | 2020 (Baseline)  | 0    | N/A             |
| Number of investigations by human rights institutions into VAWG, including domestic violence and / or gender equality and non-discrimination | 2020 (Milestone) | 5    | 0               |
|  | 2021 (Target)    | 5    | 0               |

| INDICATOR STATEMENT   | YEAR             | BMTS | REPORTED RESULT |
|---|------------------|------|-----------------|
| HTI_D_3.1.1C  | 2020 (Baseline)  | 10%  | N/A             |
| Proportion of VAW violence laws and / or policies, including domestic violence and / or gender equality and non-discrimination that include significant contributions from women's rights defenders | 2020 (Milestone) | 30%  | 0%              |
|   | 2021 (Target)    | 30%  | 0%              |



| INDICATOR STATEMENT   | YEAR             | BMTS | REPORTED RESULT |
|---|------------------|------|-----------------|
| HTI_D_3.1.1D  | 2020 (Baseline)  | 0    | N/A             |
| Number of draft evidence-based national and / or subnational action plans to end VAWG, including family violence, developed that respond to the rights of groups facing multiple and intersecting forms of managerial discrimination monitoring and evaluation and proposed budgets | 2020 (Milestone) | 3    | 0               |
|   | 2021 (Target)    | 3    | 0               |

| INDICATOR STATEMENT   | YEAR             | BMTS | REPORTED RESULT |
|---|------------------|------|-----------------|
| HTI_D_3.1.E   | 2020 (Baseline)  | 0    | N/A             |
| Number of draft laws and / or policies developed that guarantee the capacity of women's rights groups, civil society organizations and women human rights defenders to advance human rights | 2020 (Milestone) | 5    | 0               |
|   | 2021 (Target)    | 5    | 0               |

| INDICATOR STATEMENT  | YEAR             | BMTS | REPORTED RESULT |
|--|------------------|------|-----------------|
| HTI_D_3.1.1F   | 2020 (Baseline)  | 0%   | N/A             |
| Proportion of draft laws and policies developed ensuring that women's rights groups, civil society organizations and women human rights defenders can advance their programs, and which have received significant contributions from women human rights defenders women's rights | 2020 (Milestone) | 10%  | 0%              |
|  | 2021 (Target)    | 10%  | 0%              |

| INDICATOR STATEMENT   | YEAR             | BMTS | REPORTED RESULT |
|---|------------------|------|-----------------|
| HTI_D_3.1.1G  | 2020 (Baseline)  | 0    | N/A             |
| Number of draft laws and / or policies developed that guarantee the capacity of women's rights groups, civil society organizations and women human rights defenders to advance human rights | 2020 (Milestone) | 5    | 0               |
|   | 2021 (Target)    | 5    | 0               |

| INDICATOR STATEMENT  | YEAR             | BMTS | REPORTED RESULT |
|--|------------------|------|-----------------|
| HTI_D_3.1.1H   | 2020 (Baseline)  | 0%   | N/A             |
| Proportion of draft laws and policies developed ensuring that women's rights groups, civil society organizations and | 2020 (Milestone) | 10%  | 0%              |
|  | 2021 (Target)    | 10%  | 0               |

| INDICATOR STATEMENT   | YEAR             | BMTS | REPORTED RESULT |
|---|------------------|------|-----------------|
| SP_D_0.4.a  | 2022 (Baseline)  | TBD  | N/A             |
| Number of institutions with strengthened capacities to improve the provision of essential services, goods and/or resources for women (CO, RO, HQ) | 2022 (Milestone) | TBD  | 42              |
|   | 2023 (Target)    | -    | 31              |

| INDICATOR STATEMENT  | YEAR             | BMTS | REPORTED RESULT |
|--|------------------|------|-----------------|
| SP_D_0.4.c<br><br>Number of women's organizations with increased capacities to deliver and/or monitor the quality of services, resources and goods for women in humanitarian and development settings (CO, HQ) | 2022 (Baseline)  | TBD  | N/A             |
|  | 2022 (Milestone) | TBD  | 20              |
|  | 2023 (Target)    | -    | 3               |

### OUTPUT HTI\_D\_3.1.2

| OUTCOME STATEMENT  | INDICATOR STATEMENT  | YEAR             | BMTS | REPORTED RESULT |
|--|--|------------------|------|-----------------|
| Spotlight Outcome 2: National and sub-national systems and institutions plan, fund and deliver evidence-based programmes that prevent and respond to violence against women and girls, including domestic violence and in other sectors.<br><br>Planned Budget:<br><b>\$401.43 K</b> | HTI_D_3.1.2A<br><br>Number of institutions that develop strategies, plans and / or programs to prevent and respond to VFFF, including domestic violence, including for women and girls groups facing multiple and intersecting forms of discrimination | 2020 (Baseline)  | 0    | N/A             |
|  |  | 2020 (Milestone) | 4    | 0               |
|  |  | 2021 (Milestone) | 4    | 0               |
|  |  | 2022 (Milestone) | Yes  | FALSE           |
|  |  | 2023 (Target)    | Yes  | FALSE           |

Actual Budget and Shortfall:

**\$144.17 K**

Shortfall: \$257.25 K



Expenses:  
**\$112.74 K**



| INDICATOR STATEMENT   | YEAR             | BMTS | REPORTED RESULT |
|---|------------------|------|-----------------|
| HTI_D_3.1.2B  | 2020 (Baseline)  | No   | N/A             |
| Existence of internal and external accountability mechanisms within relevant government institutions to monitor gender equality and women's empowerment and VAWG, including domestic violence | 2020 (Milestone) | Yes  | TRUE            |
|   | 2021 (Target)    | Yes  | FALSE           |



| INDICATOR STATEMENT   | YEAR             | BMTS | REPORTED RESULT |
|---|------------------|------|-----------------|
| HTI_D_3.1.2C  | 2020 (Baseline)  | 0    | N/A             |
| Number of strategies, plans and programs from other relevant sectors that integrate efforts to end VAWG, including domestic violence, developed in accordance with international human rights standards | 2020 (Milestone) | 3    | 0               |
|   | 2021 (Target)    | 3    | 0               |

| INDICATOR STATEMENT   | YEAR             | BMTS | REPORTED RESULT |
|---|------------------|------|-----------------|
| HTI_D_3.1.2D  | 2020 (Baseline)  | 0%   | N/A             |
| Proportion of programs and / or development plans from other sectors aimed at combating VAWG and domestic violence that have been developed thanks to the significant contributions of women's rights defenders | 2020 (Milestone) | 10%  | 0%              |
|   | 2021 (Target)    | 10%  | 0%              |


| INDICATOR STATEMENT  | YEAR             | BMTS | REPORTED RESULT |
|--|------------------|------|-----------------|
| HTI_D_3.1.2E   | 2020 (Baseline)  | 0%   | N/A             |
| Proportion of supported multi-stakeholder coordination mechanisms established at the highest level and / or strengthened, composed of relevant stakeholders, with a clear mandate and governance structure and annual work plans | 2020 (Milestone) | 10%  | 0%              |
|  | 2021 (Target)    | 10%  | 0%              |

| INDICATOR STATEMENT   | YEAR             | BMTS | REPORTED RESULT |
|---|------------------|------|-----------------|
| HTI_D_3.1.2F  | 2020 (Baseline)  | 0%   | N/A             |
| Proportion of specific and multisectoral programs developed that include allocation proposals | 2020 (Milestone) | 10%  | 0%              |
|   | 2021 (Target)    | 10%  | 0%              |

| INDICATOR STATEMENT   | YEAR             | BMTS | REPORTED RESULT |
|---|------------------|------|-----------------|
| SP_D_0.4.a  | 2022 (Baseline)  | TBD  | N/A             |
| Number of institutions with strengthened capacities to improve the provision of essential services, goods and/or resources for women (CO, RO, HQ) | 2022 (Milestone) | TBD  | 8               |
|   | 2023 (Target)    | -    | 0               |


| INDICATOR STATEMENT  | YEAR             | BMTS | REPORTED RESULT |
|--|------------------|------|-----------------|
| SP_D_0.4.c   | 2022 (Baseline)  | TBD  | N/A             |
| Number of women's organizations with increased capacities to deliver and/or monitor the quality of services, resources and goods for women in humanitarian and development settings (CO, HQ) | 2022 (Milestone) | TBD  | 80              |
|  | 2023 (Target)    | -    | 0               |

### OUTPUT HTI\_D\_3.1.4

| OUTCOME STATEMENT  | INDICATOR STATEMENT  | YEAR             | BMTS | REPORTED RESULT |
|--|--|------------------|------|-----------------|
| Spotlight programme management costs<br><br>Planned Budget:<br><b>\$2.12 M</b><br><br> | HTI_D_3.1.4A<br><br>Implementation rate of the spotlight's regular resources | 2020 (Baseline)  | 0%   | N/A             |
|  |  | 2020 (Milestone) | 85%  | 100%            |
|  |  | 2021 (Milestone) | 85%  | 100%            |
|  |  | 2022 (Milestone) | 85%  | 0               |
|  |  | 2023 (Target)    | 85   | 99              |

Actual Budget and Shortfall:  
**\$0.00**

Shortfall: \$2.12 M



Expenses:  
**\$0.00**

| INDICATOR STATEMENT                     | YEAR             | BMTS | REPORTED RESULT |
|---|------------------|------|-----------------|
| HTI_D_3.1.4B                            | 2020 (Baseline)  | 0%   | N/A             |
| Implementation rate for other resources | 2020 (Milestone) | 80%  | 100%            |
|   | 2021 (Milestone) | 80%  | 100%            |
|   | 2022 (Milestone) | 80%  | 0               |
|   | 2023 (Target)    | 85   | 0               |

| INDICATOR STATEMENT   | YEAR             | BMTS | REPORTED RESULT |
|---|------------------|------|-----------------|
| SP_D_0.4.a  | 2022 (Baseline)  | TBD  | N/A             |
| Number of institutions with strengthened capacities to improve the provision of essential services, goods and/or resources for women (CO, RO, HQ) | 2022 (Milestone) | TBD  | 4               |
|   | 2023 (Target)    | -    | 8               |



| INDICATOR STATEMENT  | YEAR             | BMTS | REPORTED RESULT |
|--|------------------|------|-----------------|
| SP_D_0.4.c   | 2022 (Baseline)  | TBD  | N/A             |
| Number of women's organizations with increased capacities to deliver and/or monitor the quality of services, resources and goods for women in humanitarian and development settings (CO, HQ) | 2022 (Milestone) | TBD  | 36              |
|  | 2023 (Target)    | -    | 3               |

### OUTPUT HTI\_D\_3.1.5

| OUTCOME STATEMENT  | INDICATOR STATEMENT  | YEAR             | BMTS | REPORTED RESULT |
|--|--|------------------|------|-----------------|
| Spotlight Outcome 3: Social norms, behaviors and gender attitudes at community and individual levels are changing to prevent violence against women and girls, including domestic violence | HTI_D_3.1.5A   | 2020 (Baseline)  | No   | N/A             |
|  | Existence of plans for comprehensive, new and / or strengthened sex education programs, in line with international standards | 2020 (Milestone) | Yes  | FALSE           |
|  |  | 2021 (Milestone) | Yes  | FALSE           |
|  |  | 2022 (Milestone) | 300  | 0               |
|  |  | 2023 (Target)    | 400  | 4200            |

Planned Budget:  
**\$888.22 K**

Actual Budget and Shortfall:  
**\$0.00**

Shortfall: \$888.22 K



Expenses:

**\$0.00**

| INDICATOR STATEMENT  | YEAR             | BMTS | REPORTED RESULT |
|--|------------------|------|-----------------|
| HTI_D_3.1.5B   | 2020 (Baseline)  | 0    | N/A             |
| Number of young women and girls, young men and boys participating in school and out-of-school programs to promote gender-equitable standards, attitudes and behavior and the exercise of rights, including reproductive rights | 2020 (Milestone) | 5    | 238             |
|  | 2021 (Milestone) | 5    | 220             |
|  | 2022 (Milestone) | 200  | 0               |
|  | 2023 (Target)    | -    | 5629            |

| INDICATOR STATEMENT   | YEAR             | BMTS | REPORTED RESULT |
|---|------------------|------|-----------------|
| HTI_D_3.1.5C  | 2020 (Baseline)  | 0    | N/A             |
| Number of women, men, girls and boys who regularly participate in community-based programs to promote gender-equitable standards, attitudes and behaviors, including with regard to the sexuality and reproduction of women and men girls | 2020 (Milestone) | 10   | 106             |
|   | 2021 (Milestone) | 10   | 28760           |
|   | 2022 (Milestone) | 1000 | 0               |
|   | 2023 (Target)    | -    | 4000000         |

| INDICATOR STATEMENT   | YEAR             | BMTS | REPORTED RESULT |
|---|------------------|------|-----------------|
| HTI_D_3.1.5D  | 2020 (Baseline)  | 0    | N/A             |
| Number of people reached by campaigns against harmful social norms and gender stereotypes | 2020 (Milestone) | 500  | 13480           |
|   | 2021 (Milestone) | 500  | 32000           |
|   | 2022 (Milestone) | 30   | 0               |
|   | 2023 (Target)    | -    | 6484            |

| INDICATOR STATEMENT   | YEAR             | BMTS | REPORTED RESULT |
|---|------------------|------|-----------------|
| HTI_D_3.1.5E  | 2020 (Baseline)  | 0    | N/A             |
| Number of men and boys who regularly participate in transformative gender programs to address violent masculinity and male violence against women and girls in community centers, schools and other relevant spaces | 2020 (Milestone) | 50   | 209             |
|   | 2021 (Target)    | 50   | 6586            |

| INDICATOR STATEMENT   | YEAR             | BMTS | REPORTED RESULT |
|---|------------------|------|-----------------|
| HTI_D_3.1.5F  | 2020 (Baseline)  | 0    | N/A             |
| Number of news organizations developing standards for ethical and gender-sensitive journalism | 2020 (Milestone) | 10   | 1               |
|   | 2021 (Target)    | 10   | 0               |

| INDICATOR STATEMENT   | YEAR             | BMTS | REPORTED RESULT |
|---|------------------|------|-----------------|
| HTI_D_3.1.5G  | 2020 (Baseline)  | 0    | N/A             |
| Number of relevant non-state institutions that have developed and / or strengthened strategies / policies to address VAWG, including domestic violence and the promotion of gender-equitable standards, attitudes and behaviors | 2020 (Milestone) | 5    | 0               |
|   | 2021 (Target)    | 5    | 0               |

| INDICATOR STATEMENT   | YEAR             | BMTS | REPORTED RESULT |
|---|------------------|------|-----------------|
| SP_D_0.4.a  | 2022 (Baseline)  | TBD  | N/A             |
| Number of institutions with strengthened capacities to improve the provision of essential services, goods and/or resources for women (CO, RO, HQ) | 2022 (Milestone) | TBD  | 4               |
|   | 2023 (Target)    | -    | 48              |



| INDICATOR STATEMENT  | YEAR             | BMTS | REPORTED RESULT |
|--|------------------|------|-----------------|
| SP_D_0.4.c   | 2022 (Baseline)  | TBD  | N/A             |
| Number of women's organizations with increased capacities to deliver and/or monitor the quality of services, resources and goods for women in humanitarian and development settings (CO, HQ) | 2022 (Milestone) | TBD  | 36              |
|  | 2023 (Target)    | -    | 44              |

### OUTPUT HTI\_D\_3.1.6

| OUTCOME STATEMENT   | INDICATOR STATEMENT   | YEAR             | BMTS | REPORTED RESULT |
|---|---|------------------|------|-----------------|
| Spotlight Outcome 4: Women and girls, survivors of all forms of violence and harmful practices, use quality essential services that are available, accessible and acceptable for their immediate and long-term recovery | HTI_D_3.1.6A  | 2020 (Baseline)  | No   | N/A             |
|   | Existence of centralized risk assessment systems and / or early warning systems gathering information from the police, health and justice sectors | 2020 (Milestone) | Yes  | FALSE           |
|   |   | 2021 (Milestone) | Yes  | FALSE           |
|   |   | 2022 (Milestone) | Yes  | FALSE           |
|   |   | 2023 (Target)    | Yes  | TRUE            |

Planned Budget:  
**\$1.03 M**

Actual Budget and Shortfall:  
**\$0.00**

Shortfall: \$1.03 M



Expenses:

**\$0.00**

| INDICATOR STATEMENT  | YEAR             | BMTS | REPORTED RESULT |
|--|------------------|------|-----------------|
| HTI_D_3.1.6B   | 2020 (Baseline)  | 0    | N/A             |
| Number of women and girls accessing programs developed to integrate VAWG, including addressing domestic violence, into SRH, education and migration services | 2020 (Milestone) | 50   | 326             |
|  | 2021 (Target)    | 50   | 0               |

| INDICATOR STATEMENT   | YEAR             | BMTS | REPORTED RESULT |
|---|------------------|------|-----------------|
| HTI_D_3.1.6C  | 2020 (Baseline)  | No   | N/A             |
| Existence of national directives or protocols consistent with the guidelines and tools relating to essential services | 2020 (Milestone) | Yes  | TRUE            |
|   | 2021 (Target)    | Yes  | FALSE           |

| INDICATOR STATEMENT  | YEAR             | BMTS | REPORTED RESULT |
|--|------------------|------|-----------------|
| HTI_D_3.1.6D   | 2020 (Baseline)  | 0    | N/A             |
| Number of surviving / abused women and girls (and / or their families, if applicable) who have improved their knowledge and access to quality essential services | 2020 (Milestone) | 100  | 326             |
|  | 2021 (Target)    | 100  | 152             |

| INDICATOR STATEMENT  | YEAR             | BMTS | REPORTED RESULT |
|--|------------------|------|-----------------|
| HTI_D_3.1.6E   | 2020 (Baseline)  | 0    | N/A             |
| Number of women / girls survivors / victims and their families, including groups facing multiple and intersecting forms of discrimination, who are more aware of and have greater access to support and support initiatives, including recovery services long-term | 2020 (Milestone) | 100  | 0               |
|  | 2021 (Target)    | 100  | 3550            |

| INDICATOR STATEMENT   | YEAR             | BMTS | REPORTED RESULT |
|---|------------------|------|-----------------|
| SP_D_0.4.a  | 2022 (Baseline)  | TBD  | N/A             |
| Number of institutions with strengthened capacities to improve the provision of essential services, goods and/or resources for women (CO, RO, HQ) | 2022 (Milestone) | TBD  | 2               |
|   | 2023 (Target)    | -    | 2               |

| INDICATOR STATEMENT  | YEAR             | BMTS | REPORTED RESULT |
|--|------------------|------|-----------------|
| SP_D_0.4.c   | 2022 (Baseline)  | TBD  | N/A             |
| Number of women's organizations with increased capacities to deliver and/or monitor the quality of services, resources and goods for women in humanitarian and development settings (CO, HQ) | 2022 (Milestone) | TBD  | 6               |
|  | 2023 (Target)    | -    | 1               |

### OUTPUT HTI\_D\_3.1.7

| OUTCOME STATEMENT  | INDICATOR STATEMENT  | YEAR             | BMTS | REPORTED RESULT |
|--|--|------------------|------|-----------------|
| Spotlight OUTCOME 6: Women's rights groups, autonomous social movements and relevant CSOs, including those representing youth and groups facing multiple and intersecting forms of discrimination/marginalization, more effectively influence and advance progress on GEWE and ending VAWG | HTI_D_3.1.7A   | 2020 (Baseline)  | 0    | N/A             |
|  | Number of recommendations adopted by mutual agreement following multi-stakeholder dialogues in which representatives of groups facing multiple and intersected forms of discrimination participate | 2020 (Milestone) | 5    | 0               |
|  |  | 2021 (Milestone) | 5    | 0               |
|  |  | 2022 (Milestone) | 10   | 0               |
|  |  | 2023 (Target)    | -    | 1               |

Planned Budget:  
**\$975.99 K**

Actual Budget and Shortfall:

**\$0.00**

Shortfall: \$975.99 K



Expenses:  
**\$0.00**

| INDICATOR STATEMENT   | YEAR             | BMTS | REPORTED RESULT |
|---|------------------|------|-----------------|
| HTI_D_3.1.7B  | 2020 (Baseline)  | 0    | N/A             |
| Number of women's rights groups and CSOs supported that use the appropriate accountability mechanisms to advocate against VAW in the past year (e.g. CEDAW, UPR shadow reports and social responsibility such as social audits, evaluation bulletins, etc.) | 2020 (Milestone) | 5    | 0               |
|   | 2021 (Milestone) | 5    | 6               |
|   | 2022 (Milestone) | 20   | 0               |
|   | 2023 (Target)    | -    | 29              |



| INDICATOR STATEMENT   | YEAR             | BMTS | REPORTED RESULT |
|---|------------------|------|-----------------|
| HTI_D_3.1.7C  | 2020 (Baseline)  | 0    | N/A             |
| Number of women's rights groups and relevant CSOs supported and using appropriate accountability mechanisms | 2020 (Milestone) | 10   | 29              |
|   | 2021 (Milestone) | 10   | 58              |
|   | 2022 (Milestone) | 20   | 0               |
|   | 2023 (Target)    | -    | 60              |

| INDICATOR STATEMENT   | YEAR             | BMTS | REPORTED RESULT |
|---|------------------|------|-----------------|
| HTI_D_3.1.7D  | 2020 (Baseline)  | 0    | N/A             |
| Number of women's rights groups and CSOs representing groups facing multiple and intersecting forms of discrimination / marginalization who have strengthened their capacity and support to design, implement, monitor and evaluate their own control programs against VAWG and family violence | 2020 (Milestone) | 10   | 20              |
|   | 2021 (Target)    | 10   | 0               |

| INDICATOR STATEMENT  | YEAR             | BMTS | REPORTED RESULT |
|--|------------------|------|-----------------|
| HTI_D_3.1.7E   | 2020 (Baseline)  | 0    | N/A             |
| Number of women's rights groups and CSOs involved who use knowledge products developed by participating United Nations agencies in the design of their own programs on VAWG, including domestic violence | 2020 (Milestone) | 50   | 9               |
|  | 2021 (Target)    | 50   | 0               |

| INDICATOR STATEMENT   | YEAR             | BMTS | REPORTED RESULT |
|---|------------------|------|-----------------|
| SP_D_0.4.a  | 2022 (Baseline)  | TBD  | N/A             |
| Number of institutions with strengthened capacities to improve the provision of essential services, goods and/or resources for women (CO, RO, HQ) | 2022 (Milestone) | TBD  | 68              |
|   | 2023 (Target)    | -    | 90              |

| INDICATOR STATEMENT  | YEAR             | BMTS | REPORTED RESULT |
|--|------------------|------|-----------------|
| SP_D_0.4.c   | 2022 (Baseline)  | TBD  | N/A             |
| Number of women's organizations with increased capacities to deliver and/or monitor the quality of services, resources and goods for women in humanitarian and development settings (CO, HQ) | 2022 (Milestone) | TBD  | 22              |
|  | 2023 (Target)    | -    | 90              |

## STRATEGIC NOTE OUTCOME PROGRESS NOTE

SHOWING DATA OF : 2023

### **The socio-cultural settings, as well as legislative, political, institutional and organizational frameworks are strengthened and structured to respond to domestic violence against women and girls**

UN Women supported policy makers by engaging government institutions and Civil Society Organizations including women led organizations in several consultations and dialogue processes within Spotlight Programme on the National VAW Action Plan with the development of a draft results framework, setting the ton of a better coordination, implementation and M/E plans. In addition consultations were facilitated with the ministry of Health, Ministry of gender and women affaires and CSO key players on mental health about a National standardized Protocol on Psychosocial Services for VAWG Survivors, which aims to set the minimum standards and quality guidelines. Several advocacy campaigns took place throughout the year to raise awareness on the impact of violence against women in society and to seek changes in social norms and cultural behavior by engaging men and boys on positive masculinities while building their capacities through trainings addressing women and girls violence. Social media campaigns mobilized multisector stakeholders to drive local cultural behavior change with a positive approach towards women.