

Country-Level Data for India country Outcome XM-DAC-41146-IND_D_1.2




OUTCOME IND_D_1.2 [XM-DAC-41146-IND_D_1.2](#)

By 2027, a strengthened and more coordinated, inclusive, and accountable governance system is in place at the national and local levels enabling all people, especially most marginalised and vulnerable, to be protected, empowered, engaged, and enjoy human rights and social justice, and lead their lives with respect and dignity.



OUTCOME DETAILS

SDG alignment

Impact areas

-  Governance and participation in public life
-  Ending violence against women
-  Women, peace and security, humanitarian action and disaster risk reduction


Organizational outputs


-  Norms, laws, policies and institutions
-  Financing for gender equality

Outcome Description


By 2027, a strengthened and more coordinated, inclusive, and accountable governance system is in place at the national and local levels enabling all people, especially most marginalised and vulnerable, to be protected, empowered, engaged, and enjoy human rights and social justice, and lead their lives with respect and dignity.

UN Partners

- FAO
- ILO
- UNAIDS
-  UNDP

 Positive social norms

 UNFPA

 UN system coordination

UNICEF

Policy Marker

GENDER EQUALITY

WHO

Humanitarian Scope

No

UN System Function

Capacity development and technical assistance

RESOURCES

\$1.91 M

Planned Budget

\$0.00

Actual Budget

PLANNED BUDGET



OUTCOME INDICATOR AND RESULTS

PLAN PERIOD : 2023-2027

OUTCOME IND_D_1.2

B - Baseline

M - Milestones

T - Target

OUTCOME STATEMENT

INDICATOR STATEMENT

YEAR

BMTS

REPORTED RESULT

By 2027, a strengthened and more coordinated, inclusive, and accountable governance system is in place at the national and local levels enabling all people, especially most marginalised and vulnerable, to be protected, empowered, engaged, and enjoy human rights and social justice, and lead their lives with respect and dignity.

IND_D_1.2A

Number of states that mainstream and institutionalize SDGs into – (a) State/UT budgets (b) Gender budget (c) Child budget

YEAR	BMTS	REPORTED RESULT
2022 (Baseline)	(a) 15 stated; (b) 8 states; (c) 8 states	N/A
2023 (Milestone)	-	-
2024 (Milestone)	-	-
2025 (Milestone)	-	-
2026 (Milestone)	-	-
2027 (Target)	(a) 28 sates; (b) 12 states; (c) 12 states	-

INDICATOR STATEMENT	YEAR	BMTS	REPORTED RESULT
IND_D_1.2B Percentage of ever-married women aged 18–49 years who have ever experienced spousal physical or sexual violence, including SC/ST/OBC/ adolescents	2020 (Baseline)	Women = 29.2%; Adolescence = 20%; SC=34.7%; ST=31.8%; OBC=30.2%.	N/A
	2023 (Milestone)	-	-
	2024 (Milestone)	-	-
	2025 (Milestone)	-	-
	2026 (Milestone)	-	-
	2027 (Target)	Women = 25%; Adolescence = 16.9%; SC=28.7%; ST=28.28%; OBC=25.2%.	-

INDICATOR STATEMENT	YEAR	BMTS	REPORTED RESULT
SP_D_0.1.1	(Baseline)	-	N/A
Percentage of resolutions adopted by the General Assembly, the Security Council and the Human Rights Council that integrate a gender perspective (Desk Review)	2023 (Milestone)	-	-
	2024 (Milestone)	-	-
	2025 (Milestone)	-	-
	2026 (Milestone)	-	-
	2027 (Target)	-	-

INDICATOR STATEMENT	YEAR	BMTS	REPORTED RESULT
SP_D_0.1.2	2021 (Baseline)	87	N/A
Percentage of recommendations in the Secretary-General's report on the priority theme of the Commission on the Status of Women that are reflected in the agreed conclusions of CSW (Desk Review)	2023 (Milestone)	88	-
	2024 (Milestone)	90	-
	2025 (Milestone)	NA	-
	2026 (Milestone)	NA	-
	2027 (Target)	NA	-

INDICATOR STATEMENT	YEAR	BMTS	REPORTED RESULT
SP_D_0.1.3	(Baseline)	-	N/A
SDG 5.1.1: Whether or not legal frameworks are in place to promote, enforce and monitor equality and non-discrimination on the basis of sex (Desk Review)	2023 (Milestone)	-	-
	2024 (Milestone)	-	-
	2025 (Milestone)	-	-
	2026 (Milestone)	-	-
<ul style="list-style-type: none"> • SDG Indicator : • Complementary Indicator : • Common Indicator : 	2027 (Target)	-	-

INDICATOR STATEMENT	YEAR	BMTS	REPORTED RESULT
SP_D_0.1.4	(Baseline)	-	N/A
Number of laws that were adopted, revised or repealed to advance gender equality and women's empowerment (CO) <ul style="list-style-type: none"> • Complementary Indicator : 	2023 (Milestone)	-	1
	2024 (Milestone)	-	-
	2025 (Milestone)	-	-
	2026 (Milestone)	-	-
	2027 (Target)	-	-

INDICATOR STATEMENT	YEAR	BMTS	REPORTED RESULT
SP_D_0.1.5	2023 (Baseline)	1	N/A
Number of national and/or local (multi) sectoral strategies, policies and/or action plans that are adopted with a focus on gender equality (CO)	2023 (Milestone)	-	1
	2024 (Milestone)	1	-
	2025 (Milestone)	1	-
	2026 (Milestone)	1	-
• Complementary Indicator :	2027 (Target)	3	-

INDICATOR STATEMENT	YEAR	BMTS	REPORTED RESULT
SP_D_0.1.6	(Baseline)	-	N/A
Number of legal and policy frameworks that promote gender balance in decision making institutions and processes (CO) <ul style="list-style-type: none"> • Complementary Indicator : 	2023 (Milestone)	-	FALSE
	2024 (Milestone)	-	-
	2025 (Milestone)	-	-
	2026 (Milestone)	-	-
	2027 (Target)	-	-

INDICATOR STATEMENT	YEAR	BMTS	REPORTED RESULT
SP_D_0.2.1	(Baseline)	-	N/A
SDG Indicator 5.c.1: Proportion of countries with systems to track and make public allocations to gender equality and women's empowerment (Desk Review)	2023 (Milestone)	-	-
	2024 (Milestone)	-	-
	2025 (Milestone)	-	-
• SDG Indicator :	2026 (Milestone)	-	-
	2027 (Target)	-	-

INDICATOR STATEMENT	YEAR	BMTS	REPORTED RESULT
SP_D_0.2.3	2021 (Baseline)	1	N/A
Percentage of national budget allocated to gender equality and women's empowerment out of total budget (CO) <ul style="list-style-type: none"> • Complementary Indicator : 	2023 (Milestone)	-	5
	2024 (Milestone)	3	-
	2025 (Milestone)	3	-
	2026 (Milestone)	3	-
	2027 (Target)	3	-

INDICATOR STATEMENT	YEAR	BMTS	REPORTED RESULT
SP_D_0.3.1	(Baseline)	-	N/A
Extent of bias in gender equality attitudes and/or gender social norms among individuals (CO) <ul style="list-style-type: none"> • Complementary Indicator : 	2023 (Milestone)	-	0
	2024 (Milestone)	-	-
	2025 (Milestone)	-	-
	2026 (Milestone)	-	-
	2027 (Target)	-	-

INDICATOR STATEMENT	YEAR	BMTS	REPORTED RESULT
SP_D_0.3.2	(Baseline)	-	N/A
Number of institutions putting in places policies and practices to address gender-based discrimination and/or combat gender stereotypes (CO)	2023 (Milestone)	-	1
	2024 (Milestone)	-	-
	2025 (Milestone)	-	-
	2026 (Milestone)	-	-
• Complementary Indicator :	2027 (Target)	-	-

INDICATOR STATEMENT	YEAR	BMTS	REPORTED RESULT
SP_D_0.3.3	(Baseline)	-	N/A
Number of countries and/or other actors with comprehensive and coordinated VAW prevention strategy (CO) <ul style="list-style-type: none"> • Complementary Indicator : 	2023 (Milestone)	-	TRUE
	2024 (Milestone)	-	-
	2025 (Milestone)	-	-
	2026 (Milestone)	-	-
	2027 (Target)	-	-

INDICATOR STATEMENT	YEAR	BMTS	REPORTED RESULT
SP_D_0.4.1	(Baseline)	-	N/A
Number of countries where there has been an increase in the number of women who access services after experiencing violence or discrimination (CO)	2023 (Milestone)	-	TRUE
	2024 (Milestone)	-	-
	2025 (Milestone)	-	-
	2026 (Milestone)	-	-
• Complementary Indicator :	2027 (Target)	-	-

INDICATOR STATEMENT	YEAR	BMTS	REPORTED RESULT
SP_D_0.5.4	(Baseline)	-	N/A
Level of influence of civil society organizations working on gender equality and women's empowerment, including women's organizations, in key normative, policy and peace processes (CO, RO, HQ)	2023 (Milestone)	-	2
	2024 (Milestone)	-	-
	2025 (Milestone)	-	-
	2026 (Milestone)	-	-
	2027 (Target)	-	-

INDICATOR STATEMENT	YEAR	BMTS	REPORTED RESULT
SP_D_0.6.1	(Baseline)	-	N/A
Percentage of gender-specific Sustainable Development Goals (SDGs) indicators with available data (Desk Review) <ul style="list-style-type: none"> • Complementary Indicator : 	2023 (Milestone)	-	-
	2024 (Milestone)	-	-
	2025 (Milestone)	-	-
	2026 (Milestone)	-	-
	2027 (Target)	-	-

INDICATOR STATEMENT	YEAR	BMTS	REPORTED RESULT
SP_D_0.6.2	(Baseline)	-	N/A
Number of national plans and strategies that integrate gender statistics as an objective or strategy (CO, RO, HQ) <ul style="list-style-type: none"> • Complementary Indicator : 	2023 (Milestone)	-	1
	2024 (Milestone)	-	-
	2025 (Milestone)	-	-
	2026 (Milestone)	-	-
	2027 (Target)	-	-

INDICATOR STATEMENT	YEAR	BMTS	REPORTED RESULT
SP_D_0.6.3	(Baseline)	-	N/A
Number of countries demonstrating use of gender statistics, analysis, and policy relevant research (CO, RO, HQ) <ul style="list-style-type: none"> • Complementary Indicator : 	2023 (Milestone)	-	0
	2024 (Milestone)	-	-
	2025 (Milestone)	-	-
	2026 (Milestone)	-	-
	2027 (Target)	-	-

INDICATOR STATEMENT	YEAR	BMTS	REPORTED RESULT
SP_D_0.7.1	(Baseline)	-	N/A
Percentage of ratings of reporting entities that meet or exceed UN-SWAP standards (derived from QCPR indicator 1.4.13) (Desk Review)	2023 (Milestone)	-	-
	2024 (Milestone)	-	-
	2025 (Milestone)	-	-
	2026 (Milestone)	-	-
	2027 (Target)	-	-

INDICATOR STATEMENT	YEAR	BMTS	REPORTED RESULT
SP_D_0.7.2	(Baseline)	-	N/A
Percentage of UNCTs that conducted the comprehensive UNCT-SWAP Gender Equality Scorecard in the past four years, and met or exceeded requirements for at least 60% of UNCT-SWAP standards (derived from QCPR indicator 1.4.15) (Desk Review)	2023 (Milestone)	-	-
	2024 (Milestone)	-	-
	2025 (Milestone)	-	-
	2026 (Milestone)	-	-
	2027 (Target)	-	-

INDICATOR STATEMENT	YEAR	BMTS	REPORTED RESULT
SP_D_0.7.3	(Baseline)	-	N/A
Percentage of UN Sustainable Development Cooperation Frameworks that have: a) a dedicated gender equality outcome; and/or b) that mainstream gender equality perspectives across Cooperation Framework outcomes (derived from QCPR indicator 1.4.16) (Desk Review)	2023 (Milestone)	-	-
	2024 (Milestone)	-	-
	2025 (Milestone)	-	-
	2026 (Milestone)	-	-
	2027 (Target)	-	-

INDICATOR STATEMENT	YEAR	BMTS	REPORTED RESULT
SP_D_0.7.4	(Baseline)	-	N/A
Percentage of UNCTs meeting/exceeding requirements in preventing and eliminating all forms of violence and discrimination against women and girls through multisectoral and coordinated approaches (derived from QCPR indicator 1.4.22) (Desk Review)	2023 (Milestone)	-	-
	2024 (Milestone)	-	-
	2025 (Milestone)	-	-
	2026 (Milestone)	-	-
	2027 (Target)	-	-

INDICATOR STATEMENT	YEAR	BMTS	REPORTED RESULT
SP_D_0.7.5	(Baseline)	-	N/A
Number of action points to advance the implementation of UN-system commitments on women, peace and security (S/2019/800, paragraph120) that show progress (Desk Review)	2023 (Milestone)	-	-
	2024 (Milestone)	-	-
	2025 (Milestone)	-	-
	2026 (Milestone)	-	-
	2027 (Target)	-	-

INDICATOR STATEMENT	YEAR	BMTS	REPORTED RESULT
SP_D_0.7.8	(Baseline)	-	N/A
Number of UNCTs implementing UN-system commitments and advocacy on women's equal participation in elections and temporary special measures in their support to Member States (CO)	2023 (Milestone)	-	TRUE
	2024 (Milestone)	-	-
	2025 (Milestone)	-	-
	2026 (Milestone)	-	-
	2027 (Target)	-	-

INDICATOR STATEMENT	YEAR	BMTS	REPORTED RESULT
SP_D_1.1	(Baseline)	-	N/A
SDG 5.5.1: Proportion of seats held by women in (a) national parliaments, (b) local governments and (c) executive positions/ministers (cabinets) held by women (Desk Review)	2023 (Milestone)	-	-
	2024 (Milestone)	-	-
	2025 (Milestone)	-	-
	2026 (Milestone)	-	-
	2027 (Target)	-	-
<ul style="list-style-type: none"> • SDG Indicator : • Common Indicator : 			

INDICATOR STATEMENT	YEAR	BMTS	REPORTED RESULT
SP_D_2.3	(Baseline)	-	N/A
SDG 1.3.1: Proportion of population covered by social protection floors/systems, by sex, distinguishing children, unemployed persons, older persons, persons with disabilities, pregnant women, newborns, work-injury victims and the poor and the vulnerable (Desk Review)	2023 (Milestone)	-	-
	2024 (Milestone)	-	-
	2025 (Milestone)	-	-
	2026 (Milestone)	-	-
	2027 (Target)	-	-

- SDG Indicator :
- Common Indicator :
- Complementary Indicator :

INDICATOR STATEMENT	YEAR	BMTS	REPORTED RESULT
SP_D_3.1	(Baseline)	-	N/A
SDG 5.2.1: Proportion of ever-partnered women and girls aged 15 years and older subjected to physical, sexual, or psychological violence by a current or former intimate partner in the previous 12 months, by form of violence and by age (Desk Review)	2023 (Milestone)	-	-
	2024 (Milestone)	-	-
	2025 (Milestone)	-	-
	2026 (Milestone)	-	-
	2027 (Target)	-	-

- SDG Indicator :
- Common Indicator :
- Complementary Indicator :

INDICATOR STATEMENT	YEAR	BMTS	REPORTED RESULT
SP_D_3.2	(Baseline)	-	N/A
SDG 5.2.2 Proportion of women and girls aged 15 years and older subjected to sexual violence by persons other than an intimate partner in the previous 12 months, by age and place of occurrence (Desk Review)	2023 (Milestone)	-	-
	2024 (Milestone)	-	-
	2025 (Milestone)	-	-
	2026 (Milestone)	-	-
	2027 (Target)	-	-
<ul style="list-style-type: none"> • SDG Indicator : • Common Indicator : 			

INDICATOR STATEMENT	YEAR	BMTS	REPORTED RESULT
SP_D_3.4	(Baseline)	-	N/A
SDG 5.3.1: Proportion of women aged 20–24 years who were married or in a union before age 15 and before age 18 (Desk Review) <ul style="list-style-type: none"> • SDG Indicator : • Common Indicator : 	2023 (Milestone)	-	-
	2024 (Milestone)	-	-
	2025 (Milestone)	-	-
	2026 (Milestone)	-	-
	2027 (Target)	-	-

OUTPUT INDICATOR AND RESULTS

OUTPUT IND_D_1.2.1

OUTCOME STATEMENT	INDICATOR STATEMENT	YEAR	BMTS	REPORTED RESULT
Service providers have increased capacities to implement legislations, policies, programmes, services and plans on VAWG Planned Budget: \$818.57 K	IND_D_1.2.1A Number of VAWG action plans (both the center and states) relating to domestic, workplace and public spaces drafted	2020 (Baseline)	8	N/A
		2023 (Milestone)	-	-
		2024 (Milestone)	-	-
		2025 (Milestone)	-	-
		2026 (Milestone)	-	-
		2027 (Target)	-	-

Actual Budget and Shortfall:
\$294.01 K

Shortfall: \$524.56 K

Expenses:
\$241.77 K

INDICATOR STATEMENT	YEAR	BMTS	REPORTED RESULT
IND_D_1.2.1B	2019 (Baseline)	2	N/A
Number of laws/ policies/programmes reviewed	2023 (Milestone)	-	-
	2024 (Milestone)	-	-
	2025 (Milestone)	-	-
	2026 (Milestone)	-	-
	2027 (Target)	-	-

INDICATOR STATEMENT	YEAR	BMTS	REPORTED RESULT
IND_D_1.2.1C	2020 (Baseline)	6	N/A
Number of relevant stakeholders that use training modules and monitoring tools relating to VAWG (SHA, BBBP, IT Act and SCM)	2023 (Milestone)	-	-
	2024 (Milestone)	-	-
	2025 (Milestone)	-	-
	2026 (Milestone)	-	-
	2027 (Target)	-	-

INDICATOR STATEMENT	YEAR	BMTS	REPORTED RESULT
IND_D_1.2.1D	2020 (Baseline)	4	N/A
Number of ministries and govt. institutions that have dedicated technical resources to EVAWG	2023 (Milestone)	-	-
	2024 (Milestone)	-	-
	2025 (Milestone)	-	-
	2026 (Milestone)	-	-
	2027 (Target)	-	-

INDICATOR STATEMENT	YEAR	BMTS	REPORTED RESULT
SP_D_0.1.d	(Baseline)	-	N/A
Number of partners that have increased capacities to promote/influence gender responsive legislation (CO, HQ)	2023 (Milestone)	-	11
	2024 (Milestone)	-	-
	2025 (Milestone)	-	-
	2026 (Milestone)	-	-
	2027 (Target)	-	-

INDICATOR STATEMENT	YEAR	BMTS	REPORTED RESULT
SP_D_0.1.f	(Baseline)	-	N/A
Number of institutions that have increased capacities to design and implement institutional reforms/strategies/policies that promote gender equality and women's empowerment (CO)	2023 (Milestone)	-	4
	2024 (Milestone)	-	-
	2025 (Milestone)	-	-
	2026 (Milestone)	-	-
	2027 (Target)	-	-

INDICATOR STATEMENT	YEAR	BMTS	REPORTED RESULT
SP_D_0.1.h	(Baseline)	-	N/A
Number of multi-stakeholder dialogue processes to promote engagement of governments with civil society and other partners to advance gender equality and women's empowerment (CO, RO, HQ)	2023 (Milestone)	-	6
	2024 (Milestone)	-	-
	2025 (Milestone)	-	-
	2026 (Milestone)	-	-
	2027 (Target)	-	-

INDICATOR STATEMENT	YEAR	BMTS	REPORTED RESULT
SP_D_0.2.b	(Baseline)	-	N/A
Number of gender financing assessments conducted by government partners (CO)	2023 (Milestone)	-	0
	2024 (Milestone)	-	-
	2025 (Milestone)	-	-
	2026 (Milestone)	-	-
	2027 (Target)	-	-

INDICATOR STATEMENT	YEAR	BMTS	REPORTED RESULT
SP_D_0.3.a	(Baseline)	-	N/A
Number of research and/or practice-based initiatives undertaken to advance data, evidence and knowledge, including standardised methods to assess, monitor, measure and/or achieve behaviour and/or social/gender norms change (CO)	2023 (Milestone)	-	-
	2024 (Milestone)	-	-
	2025 (Milestone)	-	-
	2026 (Milestone)	-	-
	2027 (Target)	-	-

INDICATOR STATEMENT	YEAR	BMTS	REPORTED RESULT
SP_D_0.3.b	(Baseline)	-	N/A
Number of community or organizational level UN Women programmes that address behaviour and/or social/gender norms – using evidence/practice-based methodologies (CO, HQ)	2023 (Milestone)	-	-
	2024 (Milestone)	-	-
	2025 (Milestone)	-	-
	2026 (Milestone)	-	-
	2027 (Target)	-	-

INDICATOR STATEMENT	YEAR	BMTS	REPORTED RESULT
SP_D_0.3.c	(Baseline)	-	N/A
Number of data collection initiatives conducted or supported by UN Women that include behaviour and/or social/gender norms dimensions (CO)	2023 (Milestone)	-	-
	2024 (Milestone)	-	-
	2025 (Milestone)	-	-
	2026 (Milestone)	-	-
	2027 (Target)	-	-

INDICATOR STATEMENT	YEAR	BMTS	REPORTED RESULT
SP_D_0.3.d	(Baseline)	-	N/A
Number of organizations/institutions with increased capacities to identify and/or address discriminatory behaviour and/or social/gender norms change (CO)	2023 (Milestone)	-	324
	2024 (Milestone)	-	-
	2025 (Milestone)	-	-
	2026 (Milestone)	-	-
	2027 (Target)	-	-

INDICATOR STATEMENT	YEAR	BMTS	REPORTED RESULT
SP_D_0.3.e	(Baseline)	-	N/A
Number of draft policies with monitoring/reporting mechanisms developed by partners to address gender-based discrimination and/or combat gender stereotypes (CO)	2023 (Milestone)	-	0
	2024 (Milestone)	-	-
	2025 (Milestone)	-	-
	2026 (Milestone)	-	-
	2027 (Target)	-	-

INDICATOR STATEMENT	YEAR	BMTS	REPORTED RESULT
SP_D_0.3.f	(Baseline)	-	N/A
Number of countries with a process to design and implement VAW prevention strategies, or with VAW prevention interventions based on global norms and standards (CO)	2023 (Milestone)	-	FALSE
	2024 (Milestone)	-	-
	2025 (Milestone)	-	-
	2026 (Milestone)	-	-
	2027 (Target)	-	-

INDICATOR STATEMENT	YEAR	BMTS	REPORTED RESULT
SP_D_0.4.a	(Baseline)	-	N/A
Number of institutions with strengthened capacities to improve the provision of essential services, goods and/or resources for women (CO, RO, HQ)	2023 (Milestone)	-	108
	2024 (Milestone)	-	-
	2025 (Milestone)	-	-
	2026 (Milestone)	-	-
	2027 (Target)	-	-

INDICATOR STATEMENT	YEAR	BMTS	REPORTED RESULT
SP_D_0.4.b	(Baseline)	-	N/A
Number of countries supported to develop and/or implement guidelines, protocols and standard operating procedures to strengthen EVAWG services in line with the Essential Services Package (CO)	2023 (Milestone)	-	TRUE
	2024 (Milestone)	-	-
	2025 (Milestone)	-	-
	2026 (Milestone)	-	-
	2027 (Target)	-	-

OUTPUT IND_D_1.2.5

OUTCOME STATEMENT	INDICATOR STATEMENT	YEAR	BMTS	REPORTED RESULT
Favourable Social Norms, Attitudes and behaviours are promoted at community and individual level to prevent VAW	IND_D_1.2.5A Number of local authorities, women's and community groups and women elected representatives benefit from participation-based comprehensive interventions to prevent and respond to SGBV	2020 (Baseline)	20000	N/A
		2023 (Milestone)	-	-
		2024 (Milestone)	-	-
		2025 (Milestone)	-	-
		2026 (Milestone)	-	-
		2027 (Target)	-	-

Planned Budget:

\$129.31 K



Actual Budget and Shortfall:

\$88.97 K

Shortfall: \$40.34 K



Expenses:
\$74.52 K



INDICATOR STATEMENT	YEAR	BMTS	REPORTED RESULT
IND_D_1.2.5B	2020 (Baseline)	100000	N/A
Number of women, girls, boys, men reached with messages on SGBV prevention and response through community based outreach, media campaigns, including social media platforms	2023 (Milestone)	-	-
	2024 (Milestone)	-	-
	2025 (Milestone)	-	-
	2026 (Milestone)	-	-
	2027 (Target)	-	-

INDICATOR STATEMENT	YEAR	BMTS	REPORTED RESULT
SP_D_0.3.b	(Baseline)	-	N/A
Number of community or organizational level UN Women programmes that address behaviour and/or social/gender norms – using evidence/practice-based methodologies (CO, HQ)	2023 (Milestone)	-	1
	2024 (Milestone)	-	-
	2025 (Milestone)	-	-
	2026 (Milestone)	-	-
	2027 (Target)	-	-

INDICATOR STATEMENT	YEAR	BMTS	REPORTED RESULT
SP_D_0.3.d	(Baseline)	-	N/A
Number of organizations/institutions with increased capacities to identify and/or address discriminatory behaviour and/or social/gender norms change (CO)	2023 (Milestone)	-	5
	2024 (Milestone)	-	-
	2025 (Milestone)	-	-
	2026 (Milestone)	-	-
	2027 (Target)	-	-

OUTPUT IND_D_1.2.7

OUTCOME STATEMENT	INDICATOR STATEMENT	YEAR	BMTS	REPORTED RESULT
Government , Non government stakeholder and women have increased Knowledge and capacity on Gender-Responsive COVID-19 Recovery including Women's Health, Wellness and Safety	IND_D_1.2.7A Communication Material Developed	2021 (Baseline)	0	N/A
		2023 (Milestone)	-	-
		2024 (Milestone)	1	
		2025 (Milestone)	1	-
		2026 (Milestone)	1	-
		2027 (Target)	8	-

Planned Budget:
\$1.14 M

Actual Budget and Shortfall:
\$244.96 K

Shortfall: \$895.45 K



Expenses:
\$199.60 K



INDICATOR STATEMENT	YEAR	BMTS	REPORTED RESULT
IND_D_1.2.7B	2021 (Baseline)	0	N/A
Number of monitoring visits conducted	2023 (Milestone)	-	-
	2024 (Milestone)	0	
	2025 (Milestone)	1	-
	2026 (Milestone)	1	-
	2027 (Target)	4	-

INDICATOR STATEMENT	YEAR	BMTS	REPORTED RESULT
IND_D_1.2.7C	2023 (Baseline)	0	N/A
Number of women's collectives and civil society organisations capacitated to support gender based violence and strengthen service delivery through implementation of evidence based programmes	2023 (Milestone)	-	-
	2024 (Milestone)	1	
	2025 (Milestone)	1	-
	2026 (Milestone)	0	-
	2027 (Target)	2	-

INDICATOR STATEMENT	YEAR	BMTS	REPORTED RESULT
IND_D_1.2.7D	2023 (Baseline)	0	N/A
Number of national and state governments/functionaries capacitated to prevent and respond on gender based violence and strengthen service delivery	2023 (Milestone)	-	-
	2024 (Milestone)	1	
	2025 (Milestone)	1	-
	2026 (Milestone)	0	-
	2027 (Target)	1	-

INDICATOR STATEMENT	YEAR	BMTS	REPORTED RESULT
SP_D_0.3.a	(Baseline)	-	N/A
Number of research and/or practice-based initiatives undertaken to advance data, evidence and knowledge, including standardised methods to assess, monitor, measure and/or achieve behaviour and/or social/gender norms change (CO)	2023 (Milestone)	-	0
	2024 (Milestone)	-	-
	2025 (Milestone)	-	-
	2026 (Milestone)	-	-
	2027 (Target)	-	-

INDICATOR STATEMENT	YEAR	BMTS	REPORTED RESULT
SP_D_0.3.b	2022 (Baseline)	1	N/A
Number of community or organizational level UN Women programmes that address behaviour and/or social/gender norms – using evidence/practice-based methodologies (CO, HQ)	2023 (Milestone)	-	-
	2024 (Milestone)	0	
	2025 (Milestone)	1	-
	2026 (Milestone)	0	-
	2027 (Target)	2	-

INDICATOR STATEMENT	YEAR	BMTS	REPORTED RESULT
SP_D_0.3.c	(Baseline)	-	N/A
Number of data collection initiatives conducted or supported by UN Women that include behaviour and/or social/gender norms dimensions (CO)	2023 (Milestone)	-	-
	2024 (Milestone)	-	-
	2025 (Milestone)	-	-
	2026 (Milestone)	-	-
	2027 (Target)	-	-

INDICATOR STATEMENT	YEAR	BMTS	REPORTED RESULT
SP_D_0.3.d	(Baseline)	-	N/A
Number of organizations/institutions with increased capacities to identify and/or address discriminatory behaviour and/or social/gender norms change (CO)	2023 (Milestone)	-	5
	2024 (Milestone)	-	-
	2025 (Milestone)	-	-
	2026 (Milestone)	-	-
	2027 (Target)	-	-

INDICATOR STATEMENT	YEAR	BMTS	REPORTED RESULT
SP_D_0.3.f	(Baseline)	-	N/A
Number of countries with a process to design and implement VAW prevention strategies, or with VAW prevention interventions based on global norms and standards (CO)	2023 (Milestone)	-	-
	2024 (Milestone)	-	-
	2025 (Milestone)	-	-
	2026 (Milestone)	-	-
	2027 (Target)	-	-

INDICATOR STATEMENT	YEAR	BMTS	REPORTED RESULT
SP_D_0.4.a	(Baseline)	-	N/A
Number of institutions with strengthened capacities to improve the provision of essential services, goods and/or resources for women (CO, RO, HQ)	2023 (Milestone)	-	108
	2024 (Milestone)	-	-
	2025 (Milestone)	-	-
	2026 (Milestone)	-	-
	2027 (Target)	-	-

INDICATOR STATEMENT	YEAR	BMTS	REPORTED RESULT
SP_D_0.4.b	2023 (Baseline)	No	N/A
Number of countries supported to develop and/or implement guidelines, protocols and standard operating procedures to strengthen EVAWG services in line with the Essential Services Package (CO)	2023 (Milestone)	-	-
	2024 (Milestone)	No	
	2025 (Milestone)	Yes	-
	2026 (Milestone)	No	-
	2027 (Target)	Yes	-

OUTPUT IND_D_1.2.10

OUTCOME STATEMENT	INDICATOR STATEMENT	YEAR	BMTS	REPORTED RESULT
Institutions both government and non government, have increased capacity to monitor and evaluate the investments on Gender	IND_D_1.2.10A Number of women workers access critical services in the tea sector	2021 (Baseline)	0	N/A
		2023 (Milestone)	-	-
		2024 (Milestone)	3	
		2025 (Milestone)	3	-
		2026 (Milestone)	3	-
		2027 (Target)	3	-

Planned Budget:
\$2.98 M

Actual Budget and Shortfall:
\$0.00

Shortfall: \$2.98 M



Expenses:

\$0.00

INDICATOR STATEMENT	YEAR	BMTS	REPORTED RESULT
IND_D_1.2.10B	2021 (Baseline)	0	N/A
Number of meetings of the Women's Safety and Empowerment tea platform in Assam conducted to facilitate dialogue for gender responsive preparedness	2023 (Milestone)	-	-
	2024 (Milestone)	21	
	2025 (Milestone)	17	-
	2026 (Milestone)	15	-
	2027 (Target)	58	-

INDICATOR STATEMENT	YEAR	BMTS	REPORTED RESULT
IND_D_1.2.10D	2023 (Baseline)	0	N/A
Number of Panchayats and urban wards implementing GRB in local planning and budgeting processes with UN Women Support.	2023 (Milestone)	-	-
	2024 (Milestone)	25	
	2025 (Milestone)	15	-
	2026 (Milestone)	10	-
	2027 (Target)	50	-

INDICATOR STATEMENT	YEAR	BMTS	REPORTED RESULT
SP_D_0.2.a	(Baseline)	-	N/A
Number of partners with capacities to integrate gender equality into fiscal laws/policies/standards (CO, RO, HQ)	2023 (Milestone)	-	5
	2024 (Milestone)	-	-
	2025 (Milestone)	-	-
	2026 (Milestone)	-	-
	2027 (Target)	-	-

INDICATOR STATEMENT	YEAR	BMTS	REPORTED RESULT
SP_D_0.2.b	2023 (Baseline)	0	N/A
Number of gender financing assessments conducted by government partners (CO)	2023 (Milestone)	-	-
	2024 (Milestone)	1	
	2025 (Milestone)	1	-
	2026 (Milestone)	1	-
	2027 (Target)	3	-

INDICATOR STATEMENT	YEAR	BMTS	REPORTED RESULT
SP_D_0.2.c	(Baseline)	-	N/A
Number of national partners with capacities to apply Gender Responsive Budgeting tools in the budget cycle (CO)	2023 (Milestone)	-	1
	2024 (Milestone)	-	-
	2025 (Milestone)	-	-
	2026 (Milestone)	-	-
	2027 (Target)	-	-

INDICATOR STATEMENT	YEAR	BMTS	REPORTED RESULT
SP_D_0.3.a	(Baseline)	-	N/A
Number of research and/or practice-based initiatives undertaken to advance data, evidence and knowledge, including standardised methods to assess, monitor, measure and/or achieve behaviour and/or social/gender norms change (CO)	2023 (Milestone)	-	-
	2024 (Milestone)	-	-
	2025 (Milestone)	-	-
	2026 (Milestone)	-	-
	2027 (Target)	-	-

INDICATOR STATEMENT	YEAR	BMTS	REPORTED RESULT
SP_D_0.3.b	(Baseline)	-	N/A
Number of community or organizational level UN Women programmes that address behaviour and/or social/gender norms – using evidence/practice-based methodologies (CO, HQ)	2023 (Milestone)	-	-
	2024 (Milestone)	-	-
	2025 (Milestone)	-	-
	2026 (Milestone)	-	-
	2027 (Target)	-	-

INDICATOR STATEMENT	YEAR	BMTS	REPORTED RESULT
SP_D_0.3.c	(Baseline)	-	N/A
Number of data collection initiatives conducted or supported by UN Women that include behaviour and/or social/gender norms dimensions (CO)	2023 (Milestone)	-	-
	2024 (Milestone)	-	-
	2025 (Milestone)	-	-
	2026 (Milestone)	-	-
	2027 (Target)	-	-

INDICATOR STATEMENT	YEAR	BMTS	REPORTED RESULT
SP_D_0.3.f	(Baseline)	-	N/A
Number of countries with a process to design and implement VAW prevention strategies, or with VAW prevention interventions based on global norms and standards (CO)	2023 (Milestone)	-	-
	2024 (Milestone)	-	-
	2025 (Milestone)	-	-
	2026 (Milestone)	-	-
	2027 (Target)	-	-

OUTPUT IND_D_1.2.17

OUTCOME STATEMENT	INDICATOR STATEMENT	YEAR	BMTS	REPORTED RESULT
National and sub-national institutions (including G 20, civil society organizations, the private sector, media) have increased capacity to implement normative commitments (WPS, SDGs, Beijing Platform for Action and CEDAW)	IND_D_1.2.17A	2023 (Baseline)	0	N/A
	Number of state policies/strategic action plans developed and strengthened with UN's support, that address gender-based violence, and harmful practices and discriminatory gender and social norms.	2023 (Milestone)	-	-
		2024 (Milestone)	0	-
		2025 (Milestone)	1	-
		2026 (Milestone)	2	-
		2027 (Target)	8	-

Planned Budget:
\$2.28 M

Actual Budget and Shortfall:
\$0.00

Shortfall: \$2.28 M



INDICATOR STATEMENT	YEAR	BMTS	REPORTED RESULT
IND_D_1.2.17B	2023 (Baseline)	1	N/A
Number of initiatives and good practices showcased globally during the CF cycle, facilitated by the UN	2023 (Milestone)	-	-
	2024 (Milestone)	1	
	2025 (Milestone)	1	-
	2026 (Milestone)	1	-
	2027 (Target)	1	-

Expenses:
\$0.00

INDICATOR STATEMENT	YEAR	BMTS	REPORTED RESULT
SP_D_0.1.c	(Baseline)	-	N/A
Number of tailored knowledge products made available by UN-Women to the Commission on the Status of Women and the Security Council to strengthen the development of gender-responsive intergovernmental outcomes (Desk Review)	2023 (Milestone)	-	-
	2024 (Milestone)	-	-
	2025 (Milestone)	-	-
	2026 (Milestone)	-	-
	2027 (Target)	-	-

INDICATOR STATEMENT	YEAR	BMTS	REPORTED RESULT
SP_D_0.1.f	2023 (Baseline)	0	N/A
Number of institutions that have increased capacities to design and implement institutional reforms/strategies/policies that promote gender equality and women's empowerment (CO)	2023 (Milestone)	-	-
	2024 (Milestone)	1	
	2025 (Milestone)	2	-
	2026 (Milestone)	1	-
	2027 (Target)	1	-

INDICATOR STATEMENT	YEAR	BMTS	REPORTED RESULT
SP_D_0.2.e	(Baseline)	-	N/A
Percent of gender responsive budget allocated in peacebuilding funding mechanisms (Desk Review)	2023 (Milestone)	-	-
	2024 (Milestone)	-	-
	2025 (Milestone)	-	-
	2026 (Milestone)	-	-
	2027 (Target)	-	-

OUTPUT IND_D_1.2.19

OUTCOME STATEMENT	INDICATOR STATEMENT	YEAR	BMTS	REPORTED RESULT
UN-Women MCO leads, coordinates and promotes accountability and joint programming on gender equality in the India UNCT Planned Budget: \$83.03 K	IND_D_1.2.19A Number of state policies/strategic action plans developed and strengthened with the support of the UN, that address gender-based violence, and harmful practices and discriminatory gender and social norms	2023 (Baseline)	0	N/A
		2023 (Milestone)	-	-
		2024 (Milestone)	0	-
		2025 (Milestone)	0	-
		2026 (Milestone)	1	-
		2027 (Target)	8	-

Actual Budget and Shortfall:
\$0.00

Shortfall: \$83.03 K



Expenses:

\$0.00

INDICATOR STATEMENT	YEAR	BMTS	REPORTED RESULT
SP_D_0.7.a	2023 (Baseline)	1	N/A
Number of thematic interagency mechanisms/teams that effectively address gender mainstreaming in priority areas (CO, RO, HQ)	2023 (Milestone)	-	5
	2024 (Milestone)	1	
	2025 (Milestone)	1	-
	2026 (Milestone)	2	-
	2027 (Target)	5	-

INDICATOR STATEMENT	YEAR	BMTS	REPORTED RESULT
SP_D_0.7.c	2023 (Baseline)	1	N/A
Number of interagency products or services with a focus on gender equality and women's empowerment developed and made available (CO, RO, HQ)	2023 (Milestone)	-	1
	2024 (Milestone)	3	
	2025 (Milestone)	5	-
	2026 (Milestone)	7	-
	2027 (Target)	7	-

INDICATOR STATEMENT	YEAR	BMTS	REPORTED RESULT
SP_D_0.7.d	2023 (Baseline)	0	N/A
Percentage of UN Joint-Programmes with a focus on gender equality in which UN-Women participates as a Participating United Nations Organization (derived from QCPR indicator 1.4.17) (CO, RO)	2023 (Milestone)	-	1
	2024 (Milestone)	1	
	2025 (Milestone)	1	-
	2026 (Milestone)	1	-
	2027 (Target)	1	-

INDICATOR STATEMENT	YEAR	BMTS	REPORTED RESULT
SP_D_0.7.e	(Baseline)	-	N/A
Percentage of inter-agency pooled funds that are allocating 15% or more of their resources to programmes with gender equality and/or to women and girls as their principal objective (derived from QCPR indicators 1.4.20 and 1.4.21) (Desk Review)	2023 (Milestone)	-	-
	2024 (Milestone)	-	-
	2025 (Milestone)	-	-
	2026 (Milestone)	-	-
	2027 (Target)	-	-

INDICATOR STATEMENT	YEAR	BMTS	REPORTED RESULT
SP_D_0.7.f	(Baseline)	-	N/A
Percentage of UN entities that track and report on allocations and/or expenditures on gender equality using gender equality markers and are allocating substantial resources to programmes with gender equality as their principal objective (derived from QCPR indicator 1.4.19) (Desk Review)	2023 (Milestone)	-	-
	2024 (Milestone)	-	-
	2025 (Milestone)	-	-
	2026 (Milestone)	-	-
	2027 (Target)	-	-

INDICATOR STATEMENT	YEAR	BMTS	REPORTED RESULT
SP_D_0.7.g	(Baseline)	-	N/A
Proportion out of total UNCTs with a Joint Work Plan in UN INFO 2.0 that allocated 70% or more of the UNCT annual funding framework available resources to activities with gender equality as a principal or significant objective (derived from QCPR indicator 1.4.18) (Desk Review)	2023 (Milestone)	-	-
	2024 (Milestone)	-	-
	2025 (Milestone)	-	-
	2026 (Milestone)	-	-
	2027 (Target)	-	-

STRATEGIC NOTE OUTCOME PROGRESS NOTE

SHOWING DATA OF: **2023**

By 2027, a strengthened and more coordinated, inclusive, and accountable governance system is in place at the national and local levels enabling all people, especially most marginalised and vulnerable, to be protected, empowered, engaged, and enjoy human rights and social justice, and lead their lives with respect and dignity.

The work on Gender Responsive Budgeting, Inter- governmental processes and Ending violence against women has led to GEWE being integrated in governance processes including in the G20 Leader's declaration of India. UN Women's work through its various programmes has also resulted in creating significant change in the lives of women and girls by contributing to women empowerment and growth in economic, social and human development along with strengthening capacities of state and central institutions on gender analysis, safety and accessibility in services and gender-based violence. In 2023, UN Women ICO provided critical technical support to several state governments (Goa, Assam, Kerala, Madhya Pradesh, Tamil Nadu, Delhi, Uttar Pradesh, Punjab, and Rajasthan), significantly enhancing institutional capacities for addressing violence against women (VAW). Key impacts included: Enhancing Governance Capacities and Institutional Frameworks: Quality inputs in governmental processes, SDG and policy level interventions, developing a framework and facilitating training needs of governments and other stakeholders connected to schemes and policies. Development of roadmaps and facilitation of training needs for government functionaries. India's classification of domestic violence shelter and support services as "essential"; post-COVID-19, with 708 One-Stop-Crisis centers remaining operational, aiding over 540,000 women across 35 states and Union Territories. Approval of 758 One Stop Centres in 734 districts nationwide. Adoption of Mission Shakti guidelines to offer survivors of gender-based violence integrated support to facilitate immediate, emergency and non-emergency access to a range

of services, including medical, legal, psychological and counselling support. Training of 973 first-hand responders in understanding gender-based violence and case management. Outreach to 13,144 women workers in Assam's tea sector for health, wellness, and safety programs. Collaboration with SEWA BHARAT for cash-for-care initiatives in Uttar Pradesh and Punjab, benefiting 900 women with cash transfers. Significant contributions to policy development and capacity building in various Indian states, as evidenced by: In Kerala, the revision of the Gender Equality and Women's Empowerment Policy, a major milestone in promoting gender equity, with its final version set to be released in March 2024. In Rajasthan, the impact of UN Women's study on Mahila Shakti Kendras [1] (MSKs) and One Stop Centers (OSCs) led to a substantial increase in the number of MSKs from 41 to 246. This expansion marks a significant advancement in the state's commitment to women's empowerment and support services. In Punjab, the country office conducted a rapid assessment study for OSCs in Jalandhar and Kapurthala districts, at the request of the Department of Social Security and Women and Child Development. The study culminated in a comprehensive report with actionable recommendations, which was presented to the Department. UN Women built the capacities of 465 government officials from the Ministry of Skill Development and the Ministry of Corporate Affairs, 440 government officials from 20 Departments and 11 Implementing Partners of the Madhya Pradesh Tourism Board, 359 government officials from Kerala, and 140 government officials from Rajeevika Rajasthan, on effective implementation of Prevention of Sexual Harassment at workplace, Prevention, Prohibition and Redressal. Strengthening Safety and Advocacy: The country office's advocacy work and safety initiatives included: Partnerships with Pracademic Lab, Police Department of Madhya Pradesh, and the Tourism Department of Uttarakhand for enhancing women's safety in tourism destinations. The 16 days of Activism campaign (#AbkoibahanaNahi) reached 1,130 participants through health camps, 271 through art competitions, and registered substantial social media engagement (with 4.28 million reach and 19.3 million impressions). Technological Innovation for Support: Regular monitoring and testing ensured the effectiveness of the Sambal Chatbot, a supportive tool for survivors of violence and their allies. UN Women country office launched SAMBAL on the UN Regional Office website on 29th November 2022. The app is a repository of resources and tools to address violence against women. It has been specifically designed to close the information gap for survivors and allies, and help them understand and navigate various issues related to such violence, such as mental health, medical needs, and legal procedures. Gender Responsive Budgeting (GRB) Achievements: UN Women India through its GRB work at central and state level was able to scale the outreach for GRB engagement to more central ministries/departments and at state level to 6 new states. UNW ICO strategy is to institutionalise the GRB mechanism at both the levels effectively. One of the significant outcomes of the partnerships of the GRB work by UN Women ICO was the establishment of the project management unit (PMU), at the central nodal ministry- MWCD; which has contributed and supported gender budget analysis of 43 ministries. Government partners at national and sub-national levels gained enhanced knowledge and skills in gender budgeting. Four states (Andhra Pradesh, Himachal Pradesh, Madhya Pradesh and Manipur) adopted and institutionalized Gender Budgeting in state policies, marking a significant step in mainstreaming gender in fiscal policies and practices. Inter-Governmental Processes: providing key advisory support to the Government of India on normative frameworks and addressing crucial gender issues in line with the 2030 Agenda. UN Women in India has been at the forefront of advancing global commitments for gender equality and women's empowerment/GEWE. ICO collaborated with several ministries and intergovernmental bodies, for providing technical advisory and support to integrate gender considerations into critical G20 priority areas, through its contribution as: The New Delhi Leaders' Declaration, a landmark move under India's G20 presidency, which further highlights the G20 leaders' unequivocal commitment to advancing gender equality and women's empowerment across key parameters, including education (particularly science, technology, engineering and mathematics (STEM), emerging digital technologies, women's entrepreneurship, labour force participation, gender pay gap, care infrastructure, gender-based violence, workplace safety, and financial inclusion, using a life-continuum and "whole of society" approach. The creation of a Working Group on Empowerment of Women is another substantial outcome of ICO during the India's G20 leadership. Continued advocacy from the highest levels of the organization, through the UN Women Deputy Executive Director's Office, pushed for an increase in and adoption of gender-specific radical commitments at the New Delhi Summit. [1] Women's Empowerment Centres