

# Country-Level Data for Tanzania country Outcome

## XM-DAC-41146-TZA\_D\_3.1

OUTCOME TZA\_D\_3.1 [XM-DAC-41146-TZA\\_D\\_3.1](#)


[UNSCDF People Outcome] By 2027, people in the URT, especially the most vulnerable, increasingly utilize quality gender transformative, inclusive, and integrated basic education, health (with particular focus on RMNCAH, AIDS, TB, malaria, and epidemic prone diseases), nutrition, WASH, and protection services. (Verbatim)

### OUTCOME DETAILS


#### SDG alignment




#### Impact areas

 Ending violence against women

#### Organizational outputs

 Positive social norms

 Access to services, goods and resources

 Gender statistics

#### Policy Marker

#### Outcome Description

UNSCDF Outcome (PEOPLE)

#### UN Partners

UNAIDS



UNDP



UNFPA

WHO

GENDER EQUALITY

**Humanitarian Scope**

No

**UN System Function**

Advocacy, communications and social mobilization

Capacity development and technical assistance

Direct support and service delivery

Integrated policy advice and thought leadership

Support functions

## RESOURCES

**\$1.05 M**

Planned Budget

**\$0.00**

Actual Budget

PLANNED BUDGET

## OUTCOME INDICATOR AND RESULTS

PLAN PERIOD : **2023-2027**

### OUTCOME TZA\_D\_3.1

B - Baseline

M - Milestones

T - Target

OUTCOME STATEMENT	INDICATOR STATEMENT	YEAR	BMTS	REPORTED RESULT
[UNSDCF People Outcome] By 2027, people in the URT, especially the most vulnerable, increasingly utilize quality gender transformative, inclusive, and integrated basic education, health (with particular focus on RMNCAH, AIDS, TB, malaria, and epidemic prone diseases), nutrition, WASH, and protection services. (Verbatim)	TZA_D_3.1A  CF 1.14: Percentage of women and girls aged 15-49 years subjected to physical or sexual violence in the past 12 months. (Disaggregated by location mainland/Zanzibar, rural/urban, education level, marital status, wealth quintile)	2023 (Baseline)	22	N/A
		2023 (Milestone)	-	12
		2024 (Milestone)	-	-
		2025 (Milestone)	-	-
		2026 (Milestone)	-	-
		2027 (Target)	15	-

INDICATOR STATEMENT	YEAR	BMTS	REPORTED RESULT
TZA_D_3.1B	2022 (Baseline)	12	N/A
Percentage of cases of violence against women and girls reported to Police Stations prosecuted and perpetrators convicted (Verbatim from EU Multiyear Project Indicator 1.6.3)	2023 (Milestone)	-	0
	2024 (Milestone)	-	-
	2025 (Milestone)	-	-
	2026 (Milestone)	-	-
	2027 (Target)	25	-

INDICATOR STATEMENT	YEAR	BMTS	REPORTED RESULT
SP_D_0.4.1	2022 (Baseline)	Yes	N/A
Number of countries where there has been an increase in the number of women who access services after experiencing violence or discrimination (CO)	2023 (Milestone)	-	TRUE
	2024 (Milestone)	-	-
	2025 (Milestone)	-	-
	2026 (Milestone)	-	-
• Complementary Indicator :	2027 (Target)	Yes	-

INDICATOR STATEMENT	YEAR	BMTS	REPORTED RESULT
SP_D_3.2	(Baseline)	-	N/A
SDG 5.2.2 Proportion of women and girls aged 15 years and older subjected to sexual violence by persons other than an intimate partner in the previous 12 months, by age and place of occurrence (Desk Review)	2023 (Milestone)	-	-
	2024 (Milestone)	-	-
	2025 (Milestone)	-	-
	2026 (Milestone)	-	-
	2027 (Target)	8%	-
<ul style="list-style-type: none"> <li>• SDG Indicator :</li> <li>• Common Indicator :</li> </ul>			

INDICATOR STATEMENT	YEAR	BMTS	REPORTED RESULT
SP_D_3.3	(Baseline)	-	N/A
SDG 5.3.2 Proportion of girls and women aged 15-49 years who have undergone female genital mutilation/ cutting, by age (Desk Review)	2023 (Milestone)	-	-
	2024 (Milestone)	-	-
	2025 (Milestone)	-	-
	2026 (Milestone)	-	-
	2027 (Target)	-	-
<ul style="list-style-type: none"> <li>● SDG Indicator :</li> <li>● Common Indicator :</li> <li>● Complementary Indicator :</li> </ul>			

## OUTPUT INDICATOR AND RESULTS

### OUTPUT TZA\_D\_3.1.1

OUTCOME STATEMENT	INDICATOR STATEMENT	YEAR	BMTS	REPORTED RESULT
Laws, policies and frameworks related to the prevention and response of EAW and other forms of discrimination are reviewed, reformed, and aligned with international standards and translated into action  Planned Budget: <b>\$3.22 M</b>	TZA_D_3.1.1A  Number of ministries who have contributed to revise/implement VAW laws, policies and strategies.	2016 (Baseline)	3	N/A
		2023 (Milestone)	-	TRUE
		2024 (Milestone)	-	-
		2025 (Milestone)	-	-
		2026 (Milestone)	-	-
		2027 (Target)	Yes	-

Actual Budget and Shortfall:  
**\$1.94 M**

Shortfall: \$1.28 M

Expenses:  
**\$1.89 M**



INDICATOR STATEMENT	YEAR	BMTS	REPORTED RESULT
SP_D_0.3.f	(Baseline)	-	N/A
Number of countries with a process to design and implement VAW prevention strategies, or with VAW prevention interventions based on global norms and standards (CO)	2023 (Milestone)	-	TRUE
	2024 (Milestone)	-	-
	2025 (Milestone)	-	-
	2026 (Milestone)	-	-
	2027 (Target)	Yes	-

### OUTPUT TZA\_D\_3.1.2

OUTCOME STATEMENT	INDICATOR STATEMENT	YEAR	BMTS	REPORTED RESULT
Capacity of local authorities to develop comprehensive interventions for prevention of Violence Against Women and Girls in private and public spaces strengthened in Tanzania.	TZA_D_3.1.2A Increased number of cases of VAWC reported/referred to the authorities nationally	2016 (Baseline)	4700	N/A
		2023 (Milestone)	1	11
		2024 (Milestone)	3	-
		2025 (Milestone)	5	-
		2026 (Milestone)	7	-
		2027 (Target)	10	-

Planned Budget:  
**\$1.80 M**

Actual Budget and Shortfall:  
**\$1.54 M**

Shortfall: \$258.85 K



Expenses:  
**\$1.07 M**



INDICATOR STATEMENT	YEAR	BMTS	REPORTED RESULT
TZA_D_3.1.2B	2016 (Baseline)	1	N/A
Number of women's groups and coalitions who have contributed to development/revision of VAW laws, policies and strategies and initiated advocacy	2023 (Milestone)	-	-
	2024 (Milestone)	-	-
	2025 (Milestone)	-	-
	2026 (Milestone)	-	-
	2027 (Target)	-	-

INDICATOR STATEMENT	YEAR	BMTS	REPORTED RESULT
SP_D_0.1.f	2022 (Baseline)	2	N/A
Number of institutions that have increased capacities to design and implement institutional reforms/strategies/policies that promote gender equality and women's empowerment (CO)	2023 (Milestone)	-	0
	2024 (Milestone)	-	-
	2025 (Milestone)	-	-
	2026 (Milestone)	-	-
	2027 (Target)	5	-

INDICATOR STATEMENT	YEAR	BMTS	REPORTED RESULT
SP_D_0.3.b	(Baseline)	-	N/A
Number of community or organizational level UN Women programmes that address behaviour and/or social/gender norms – using evidence/practice-based methodologies (CO, HQ)	2023 (Milestone)	-	-
	2024 (Milestone)	-	-
	2025 (Milestone)	-	-
	2026 (Milestone)	-	-
	2027 (Target)	-	-

### OUTPUT TZA\_D\_3.1.3

OUTCOME STATEMENT	INDICATOR STATEMENT	YEAR	BMTS	REPORTED RESULT
Changes attributed to UN Women in skills or abilities and capacities of individuals or institutions and/or the availability of new products and services contributing to Positive social norms, including through engaging men and boys	TZA_D_3.1.3A	2016 (Baseline)	554	N/A
	Number of trained government officials and service providers (police, judiciary, prosecutors, legal aid providers, men as change agents, members of the multi-sectoral committees) delivering services to survivors of violence in line with established guidelines in selected communities	2023 (Milestone)	-	-
		2024 (Milestone)	-	-
		2025 (Milestone)	-	-
		2026 (Milestone)	-	-
		2027 (Target)	-	-

Planned Budget:  
**\$1.97 M**

Actual Budget and Shortfall:  
**\$1.15 M**

Shortfall: \$814.49 K



Expenses:  
**\$1.38 M**



INDICATOR STATEMENT	YEAR	BMTS	REPORTED RESULT
TZA_D_3.1.3B	2016 (Baseline)	5	N/A
Increase number of service provision for VAW survivors in the selected regions (prioritized by the Tanzania Police National Action Plan to operationalize Gender and Children Desks)	2023 (Milestone)	-	480
	2024 (Milestone)	-	-
	2025 (Milestone)	-	-
	2026 (Milestone)	-	-
	2027 (Target)	30000	-

INDICATOR STATEMENT	YEAR	BMTS	REPORTED RESULT
SP_D_0.3.c	(Baseline)	-	N/A
Number of data collection initiatives conducted or supported by UN Women that include behaviour and/or social/gender norms dimensions (CO)	2023 (Milestone)	-	1
	2024 (Milestone)	-	-
	2025 (Milestone)	-	-
	2026 (Milestone)	-	-
	2027 (Target)	-	-

INDICATOR STATEMENT	YEAR	BMTS	REPORTED RESULT
SP_D_0.4.b	(Baseline)	-	N/A
Number of countries supported to develop and/or implement guidelines, protocols and standard operating procedures to strengthen EVAWG services in line with the Essential Services Package (CO)	2023 (Milestone)	-	-
	2024 (Milestone)	-	-
	2025 (Milestone)	-	-
	2026 (Milestone)	-	-
	2027 (Target)	-	-

INDICATOR STATEMENT	YEAR	BMTS	REPORTED RESULT
SP_D_0.4.d	2022 (Baseline)	0	N/A
Number of women accessing information, goods, resources and/or services through UNW supported platforms and programs in humanitarian and development settings (CO, HQ)	2023 (Milestone)	-	1876
	2024 (Milestone)	100	-
	2025 (Milestone)	-	-
	2026 (Milestone)	-	-
	2027 (Target)	-	-

#### OUTPUT TZA\_D\_3.1.4

OUTCOME STATEMENT	INDICATOR STATEMENT	YEAR	BMTS	REPORTED RESULT
Availability, accessibility, and quality of services to women and girls who were subject to violence at national and local levels strengthened in Tanzania	TZA_D_3.1.4A	2016 (Baseline)	1458	N/A
	Number of women and girls and local leaders directly reached with SGBV messages	2023 (Milestone)	3	0
		2024 (Milestone)	5	-
		2025 (Milestone)	6	-
		2026 (Milestone)	8	-
		2027 (Target)	10	-

Planned Budget:  
**\$963.06 K**

Actual Budget and Shortfall:  
**\$564.92 K**

Shortfall: \$398.14 K







Expenses:  
**\$638.45 K**



INDICATOR STATEMENT	YEAR	BMTS	REPORTED RESULT
SP_D_0.4.b	2022 (Baseline)	No	N/A
Number of countries supported to develop and/or implement guidelines, protocols and standard operating procedures to strengthen EAWG services in line with the Essential Services Package (CO)	2023 (Milestone)	-	TRUE
	2024 (Milestone)	-	-
	2025 (Milestone)	-	-
	2026 (Milestone)	-	-
	2027 (Target)	Yes	-

INDICATOR STATEMENT	YEAR	BMTS	REPORTED RESULT
SP_D_0.4.e	(Baseline)	-	N/A
Number of countries with multi stakeholder initiatives in place to prevent and respond to sexual violence including sexual harassment in public and/or private spaces (CO, HQ)	2023 (Milestone)	-	-
	2024 (Milestone)	-	-
	2025 (Milestone)	-	-
	2026 (Milestone)	-	-
	2027 (Target)	-	-

## STRATEGIC NOTE OUTCOME PROGRESS NOTE

SHOWING DATA OF : **2023**

**[UNSDCF People Outcome] By 2027, people in the URT, especially the most vulnerable, increasingly utilize quality gender transformative, inclusive, and integrated basic education, health (with particular focus on RMNCAH, AIDS, TB, malaria, and epidemic prone diseases), nutrition, WASH, and protection services. (Verbatim)**

Under EAW, Tanzania witnessed a significant reduction in the prevalence of Violence Against Women (VAW, the prevalence rate decreased from 40% in 2016 to 27% for physical violence and from 17% to 12% for sexual violence among women aged 15&ndash;49 (DHS 2023) This decline underscores the impact of coordinated action in addressing VAW, aligning with the objectives of Sustainable Development Goal (SDG) 5.2 to create a society free from all forms of violence. The government's commitment to implementing national plans to end violence against women and children, coupled with enhanced data collection mechanisms and enforcement of laws related to VAW prevention and response, contributed to a more robust framework for combating VAW across all 184 districts in the country. UN Women's collaboration with government entities and stakeholders further strengthened the response to VAW in Tanzania, facilitating evidence-based decision-making and targeted interventions. The evaluation report on Ending Violence Against Women and Children (EAWC) highlighted improvements in data collection, enabling the development of a multisectoral plan informed by comprehensive VAW-related data.