

# Country-Level Data for Democratic Republic of the Congo country Outcome XM-DAC-41146-COD\_D\_2.5

Data as of:  
18 May 2024

OUTCOME COD\_D\_2.5    XM-DAC-41146-COD\_D\_2.5

By 2024, Congolese people enjoy economic growth inclusive sustainable driven by agricultural transformation, economic diversification open to innovations and promotion of entrepreneurship young people and women (UNSDCF Outcome 2.1)

## OUTCOME DETAILS


### SDG alignment

#### Impact areas




Women’s economic empowerment


#### Organizational outputs



Norms, laws, policies and institutions



Financing for gender equality



Positive social norms

### Policy Marker

GENDER EQUALITY

### Humanitarian Scope

### Outcome Description

-

#### UN Partners

-  FAO
-  ILO
-  UNAIDS
-  UNDP
-  UNFPA
-  UNICEF

No

**UN System Function**

-

Advocacy, communications and social mobilization

Capacity development and technical assistance

Direct support and service delivery

Support functions

RESOURCES

\$3.60 M

Planned Budget

\$1.85 M

Actual Budget

PLANNED BUDGET



ACTUAL BUDGET AND SHORTFALL



EXPENSES



Funding Partners

Other resources (Non-Core)/ Funding Partners:



Democratic Republic of the  
Congo \$1,848,225

TOTAL OTHER RESOURCES (NON-CORE)  
\$1,848,225

## OUTCOME INDICATOR AND RESULTS

PLAN PERIOD : 2021-2024

### OUTCOME COD\_D\_2.5

B – Baseline      M – Milestones      T – Target

OUTCOME STATEMENT	INDICATOR STATEMENT	YEAR	BMTS	REPORTED RESULT
By 2024, Congolese people enjoy economic growth inclusive sustainable driven by agricultural transformation, economic diversification open to innovations and promotion of entrepreneurship young people and women (UNSDCF Outcome 2.1)	COD_D_2.5B	2020 (Baseline)	0	N/A
	Number of micro, small and medium enterprises using supplier development platforms for inclusive and sustainable value chains	2022 (Milestone)	-	0
		2023 (Milestone)	-	-
		2024 (Target)	55	-

INDICATOR STATEMENT	YEAR	BMTS	REPORTED RESULT
COD_D_2.5C	2020 (Baseline)	1	N/A
Number of gender-sensitive sectoral policies developed or updated (land, digital, transition to formality, agriculture, employment and training, financial inclusion, housing, climate-resilient infrastructure, employment, labor, industrial...	2022 (Milestone)	-	1
	2023 (Milestone)	-	-
	2024 (Target)	6	-

INDICATOR STATEMENT	YEAR	BMTS	REPORTED RESULT
SP_D_0.1.4	(Baseline)	-	N/A
Number of laws that were adopted, revised or repealed to advance gender equality and women's empowerment (CO)	2022 (Milestone)	-	2
	2023 (Milestone)	-	-
	2024 (Target)	-	-
<ul style="list-style-type: none"> <li>Complementary Indicator :</li> </ul>			

INDICATOR STATEMENT	YEAR	BMTS	REPORTED RESULT
SP_D_0.2.4	(Baseline)	-	N/A
Number of innovative financing instruments introduced that include gender equality objectives (Desk Review)	2022 (Milestone)	-	-
	2023 (Milestone)	-	-
	2024 (Target)	-	-

INDICATOR STATEMENT	YEAR	BMTS	REPORTED RESULT
SP_D_0.3.1	2019 (Baseline)	0	N/A
Extent of bias in gender equality attitudes and/or gender social norms among individuals (CO)	2022 (Milestone)	-	
	2023 (Milestone)	-	-
	2024 (Target)	100	-
<ul style="list-style-type: none"> <li>Complementary Indicator :</li> </ul>			



INDICATOR STATEMENT	YEAR	BMTS	REPORTED RESULT
SP_D_2.2	(Baseline)	-	N/A
SDG 8.3.1 Proportion of informal employment in total employment, by sector and sex (Desk Review)	2022 (Milestone)	-	-
	2023 (Milestone)	-	-
	2024 (Target)	-	-
<ul style="list-style-type: none"> <li>• SDG Indicator :</li> <li>• Common Indicator :</li> <li>• Complementary Indicator :</li> </ul>			

OUTPUT INDICATOR AND RESULTS

OUTPUT COD\_D\_2.5.1

OUTCOME STATEMENT	INDICATOR STATEMENT	YEAR	BMTS	REPORTED RESULT
Public and private institutions working in growth-promoting sectors have the capacity to develop and implement effective sectoral strategies and policies (agricultural policies, SMEs, migration to formality, inclusive finance, Gender in agriculture, Employment), part of an inclusive and sustainable economic growth scheme	COD_D_2.5.1D	2020 (Baseline)	0	N/A
	Number of new SMEs run by women formalized	2022 (Milestone)	-	576
		2023 (Milestone)	400	-
		2024 (Target)	-	-

Planned Budget:  
\$4.45 M



Actual Budget and Shortfall:  
\$1.85 M

Shortfall: \$2.60 M



Expenses:  
\$1.41 M



INDICATOR STATEMENT	YEAR	BMTS	REPORTED RESULT
SP_D_0.1.d	(Baseline)	-	N/A
Number of partners that have increased capacities to promote/influence gender responsive legislation (CO, HQ)	2022 (Milestone)	-	20
	2023 (Milestone)	-	-
	2024 (Target)	-	-

INDICATOR STATEMENT	YEAR	BMTS	REPORTED RESULT
SP_D_0.1.e	(Baseline)	-	N/A
Number of partners that have increased capacities to advance gender equality and women's empowerment through national and/or local (multi) sectoral strategies, policies and/or action plans (CO, HQ)	2022 (Milestone)	-	12
	2023 (Milestone)	-	-
	2024 (Target)	-	-

INDICATOR STATEMENT	YEAR	BMTS	REPORTED RESULT
SP_D_0.2.a	(Baseline)	-	N/A
Number of partners with capacities to integrate gender equality into fiscal laws/policies/standards (CO, RO, HQ)	2022 (Milestone)	-	1
	2023 (Milestone)	-	-
	2024 (Target)	20	-

INDICATOR STATEMENT	YEAR	BMTS	REPORTED RESULT
SP_D_0.6.b	(Baseline)	-	N/A
Number of data producers and users with strengthened capacities in the collection, analysis, dissemination and use of gender statistics (CO)	2022 (Milestone)	-	58
	2023 (Milestone)	-	-
	2024 (Target)	-	-

## OUTPUT COD\_D\_2.5.2

OUTCOME STATEMENT	INDICATOR STATEMENT	YEAR	BMTS	REPORTED RESULT
Growth agricultural value chains are developed through agribusiness and the establishment of quality infrastructure as part of a dynamic of structural transformation of the economy (UNSDCF Produit 2.1.2)	SP_D_0.1.g	(Baseline)	-	N/A
	Number of national AIDS coordinating bodies and/or national multi-sectoral HIV programmes that have strengthened capacity to integrate gender-responsive actions into national HIV strategies (CO)	2022 (Milestone)	-	True
		2023 (Milestone)	-	-
		2024 (Target)	-	-

Planned Budget:

**\$1.11 M**



Actual Budget and Shortfall:

**\$0.00**

Shortfall: \$1.11 M



Expenses:  
\$0.00

INDICATOR STATEMENT	YEAR	BMTS	REPORTED RESULT
SP_D_0.2.d  Number of tools introduced that support innovative financing and accountability, including related to digital financing, for gender equality (CO)	(Baseline)	-	N/A
	2022 (Milestone)	-	0
	2023 (Milestone)	-	-
	2024 (Target)	-	-

INDICATOR STATEMENT	YEAR	BMTS	REPORTED RESULT
SP_D_0.4.a  Number of institutions with strengthened capacities to improve the provision of essential services, goods and/or resources for women (CO, RO, HQ)	2020 (Baseline)	0	N/A
	2022 (Milestone)	12	6
	2023 (Milestone)	12	-
	2024 (Target)	1	-



INDICATOR STATEMENT	YEAR	BMTS	REPORTED RESULT
SP_D_0.5.c	(Baseline)	-	N/A
Number of dialogues, mechanisms, platforms and/or coalitions created and sustained that enable meaningful and safe participation and engagement by gender equality advocates and civil society organizations working on gender equality and women's empowerment, especially women's organizations, in decision-making (CO, RO, HQ)	2022 (Milestone)	-	8
	2023 (Milestone)	-	-
	2024 (Target)	-	-

## STRATEGIC NOTE OUTCOME PROGRESS NOTE

SHOWING DATA OF : **2022**

**By 2024, Congolese people enjoy economic growth inclusive sustainable driven by agricultural transformation, economic diversification open to innovations and promotion of entrepreneurship young people and women (UNSDCF Outcome 2.1)**

576 informal women's businesses have been formalized as a result of coordinated actions to disseminate laws, including mobile clinics, awareness-raising talks, etc. In addition to operating documents (RCCM, National Identification and Tax Number), each enterprise has created a bank account