

Country-Level Data for Americas & the Caribbean RO country Outcome XM-DAC-41146-LAC_O_2

Data as of:
12 May 2024

OUTCOME LAC_O_2 [XM-DAC-41146-LAC_O_2](#)

High-end thematic advisory services and technical assistance to country teams are delivered for more effective programmes

OUTCOME DETAILS

SDG alignment



Impact areas



Products, services and processes

Organizational outputs

Policy Marker

GENDER EQUALITY

Humanitarian Scope

No

UN System Function

Advocacy, communications and social mobilization

Capacity development and technical assistance

Comprehensive and disaggregated data (discontinued)

Outcome Description

High-end thematic advisory services and technical assistance to country teams are delivered for more effective programmes

Integrated Normative Support (in the context of operational activities)

Integrated policy advice and thought leadership

Support functions

RESOURCES

\$3.31 M

Planned Budget

\$1.57 M

Actual Budget

PLANNED BUDGET

ACTUAL BUDGET AND SHORTFALL

EXPENSES



Funding Partners

Other resources (Non-Core)/ Funding Partners:



MPTF-UN COVID-19 Response
\$64,727



Intendencia de Montevideo,
Uruguay \$24,917



European Commission \$40,939



City Government of Canelones,
Uruguay (Gobierno de
Canelones) \$40,971



Multi-Partner Trust Fund Office
\$217,442



Multi-Partner Trust Fund Office
\$160,440

TOTAL OTHER RESOURCES (NON-CORE)
\$549,437

OUTCOME LAC_O_2

B – Baseline M – Milestones T – Target

OUTCOME STATEMENT	INDICATOR STATEMENT	YEAR	BMTS	REPORTED RESULT
High-end thematic advisory services and technical assistance to country teams are delivered for more effective programmes	SP_O_3A	(Baseline)	-	N/A
	SP O_3.1: Number of initiatives implemented in partnership with the private sector to scale up innovations that address the challenges faced by women and girls (Not for country reporting)	2019 (Milestone)	-	-
		2020 (Milestone)	-	-
		2021 (Target)	-	-

INDICATOR STATEMENT	YEAR	BMTS	REPORTED RESULT
SP_O_3B	(Baseline)	-	N/A
SP O_3.2: Number of UN-Women offices and units that pilot or scale up digital innovations (Not for country reporting)	2019 (Milestone)	-	-
	2020 (Milestone)	-	-
	2021 (Target)	-	-

INDICATOR STATEMENT	YEAR	BMTS	REPORTED RESULT
SP_O_3C	2020 (Baseline)	1	N/A
SP O_3.3: Percentage of UN-Women field offices indicating that UN-Women has undertaken activities in the country to support south-south, north-south or triangular cooperation (Derived from QCPR indicator 43d) (Similar to UNICEF)	2019 (Milestone)	-	75
	2020 (Milestone)	-	1
	2021 (Target)	TBD	1

INDICATOR STATEMENT	YEAR	BMTS	REPORTED RESULT
SP_O_3D	2020 (Baseline)	4	N/A
SP O_3.4: Number of countries that have a UN-Women-led national gender equality profile based on gender data sets available, disaggregated by relevant characteristics	2019 (Milestone)	-	25
	2020 (Milestone)	-	1
	2021 (Target)	+4	0

INDICATOR STATEMENT	YEAR	BMTS	REPORTED RESULT
SP_O_3E	(Baseline)	-	N/A
SP O_3.5: Number of participants trained on gender-equality related topics via the Training Centre, disaggregated by sex and type of organization (Not for country reporting)	2019 (Milestone)	-	-
	2020 (Milestone)	-	-
	2021 (Target)	-	-

INDICATOR STATEMENT	YEAR	BMTS	REPORTED RESULT
SP_O_3F	2020 (Baseline)	10	N/A
SP O_3.6: Number of thematic communities of practice with systems for capturing, storing and sharing knowledge	2019 (Milestone)	-	4
	2020 (Milestone)	-	14
	2021 (Target)	+5	3

INDICATOR STATEMENT	YEAR	BMTS	REPORTED RESULT
SP_O_3G	(Baseline)	-	N/A
SP O_3.7: a. Number of citations of UN-Women's global reports (Progress of the World 's Women, World Survey on the Role of Women in Development, SDGs and Gender Report) (Not for country reporting)	2019 (Milestone)	-	-
	2020 (Milestone)	-	-
	2021 (Target)	-	-

INDICATOR STATEMENT	YEAR	BMTS	REPORTED RESULT
SP_O_3H	(Baseline)	-	N/A
SP O_3.7: b. Number of downloads of UN-Women's knowledge products (Not for country reporting)	2019 (Milestone)	-	-
	2020 (Milestone)	-	-
	2021 (Target)	-	-

INDICATOR STATEMENT	YEAR	BMTS	REPORTED RESULT
SP_O_3I	(Baseline)	-	N/A
SP O_3.8: Percentage of Strategic Notes and Annual Reports that meet quality standards in results-based management (Not for country reporting)	2019 (Milestone)	-	85%
	2020 (Milestone)	-	-
	2021 (Target)	-	-

INDICATOR STATEMENT	YEAR	BMTS	REPORTED RESULT
SP_O_3J	(Baseline)	-	N/A
SP O_3.9: Percentage of programme staff trained on results based management (Not for country reporting)	2019 (Milestone)	-	-
	2020 (Milestone)	-	-
	2021 (Target)	-	-


INDICATOR STATEMENT	YEAR	BMTS	REPORTED RESULT
SP_O_3K	(Baseline)	-	N/A
SP O_3.10: Percentage of planned evaluations being conducted (Similar to UNICEF and UNFPA) (Not for country reporting)	2019 (Milestone)	-	-
	2020 (Milestone)	-	-
	2021 (Target)	-	-

INDICATOR STATEMENT	YEAR	BMTS	REPORTED RESULT
SP_O_3L	(Baseline)	-	N/A
SP O_3.II: Percentage of evaluations rated "good and above" (Similar to UNICEF and UNFPA) (Not for country reporting)	2019 (Milestone)	-	-
	2020 (Milestone)	-	-
	2021 (Target)	-	-

INDICATOR STATEMENT	YEAR	BMTS	REPORTED RESULT
SP_O_5B	(Baseline)	-	N/A
Percentage of evaluations rated "good and above" (Desk Review)	2022 (Target)	-	-

OUTPUT INDICATOR AND RESULTS


OUTPUT LAC_O_2.1

OUTCOME STATEMENT	INDICATOR STATEMENT	YEAR	BMTS	REPORTED RESULT
Results based management and evaluation capacities are strengthened and all teams in the region integrate its principles Planned Budget: \$578.90 K 	LAC_O_2.1A % of Strategic Notes and Annual reports that meet quality standards in RBM	2016 (Baseline)	60	N/A
		2019 (Milestone)	90	85
		2020 (Milestone)	90	85%
		2021 (Milestone)	100	88.5%
		2022 (Target)	100	88.5

Actual Budget and Shortfall:
\$484.60 K

Shortfall: \$94.30 K



Expenses:
\$288.61 K


INDICATOR STATEMENT	YEAR	BMTS	REPORTED RESULT
LAC_O_2.1B	2015 (Baseline)	90	N/A
% of countries that effectively monitor progress towards achievement of their targets on a quarterly basis			


INDICATOR STATEMENT	YEAR	BMTS	REPORTED RESULT
LAC_O_2.1C	2017 (Baseline)	60	N/A
Percentage of programme staff trained on results based management (trainings) as a result of ACRO's technical support.	2019 (Milestone)	70	60
	2020 (Milestone)	70	60%
	2021 (Milestone)	70	16%
	2022 (Target)	70	17.7

INDICATOR STATEMENT	YEAR	BMTS	REPORTED RESULT
LAC_O_2.ID Percentage of regional and field level evaluations rated "satisfactory and above".	2016 (Baseline)	100	N/A
	2019 (Milestone)	100	86
	2020 (Milestone)	100	100%
	2021 (Milestone)	100	100
	2022 (Target)	100	100

INDICATOR STATEMENT	YEAR	BMTS	REPORTED RESULT
LAC_O_2.IE	2016 (Baseline)	80	N/A
Percentage of planned evaluations being conducted.	2019 (Milestone)	80	74
	2020 (Milestone)	80	100%
	2021 (Milestone)	85	87
	2022 (Target)	85	100

INDICATOR STATEMENT	YEAR	BMTS	REPORTED RESULT
LAC_O_2.1F	2017 (Baseline)	5	N/A
Number of National M&E Systems that strengthen inclusion of GEEW as a result of UNW's technical assistance	2019 (Milestone)	2	1
	2020 (Milestone)	2	1
	2021 (Milestone)	4	4
	2022 (Target)	4	4

OUTPUT LAC_O_2.3

OUTCOME STATEMENT	INDICATOR STATEMENT	YEAR	BMTS	REPORTED RESULT
Enhanced knowledge management and innovation for programmatic excellence Planned Budget: \$445.78 K 	LAC_O_2.3A	2015 (Baseline)	1.1	N/A
	% of programme budget earmarked for evaluation	2019 (Milestone)	+1	1
		2020 (Milestone)	+1	4
		2021 (Milestone)	+3	3
		2022 (Target)	+3	6

Actual Budget and Shortfall:

\$787.59 K

Shortfall: \$0.00



Expenses:

\$507.08 K



INDICATOR STATEMENT	YEAR	BMTS	REPORTED RESULT
LAC_O_2.3B	2015 (Baseline)	100	N/A
% of evaluations completed have a management response within 6 weeks	2019 (Milestone)	+1	1
	2020 (Milestone)	+1	15
	2021 (Milestone)	+3	13
	2022 (Target)	+3	11

INDICATOR STATEMENT	YEAR	BMTS	REPORTED RESULT
LAC_O_2.3C	2015 (Baseline)	1	N/A
Number of regional evaluations completed during the SN period	2019 (Milestone)	+1	4
	2020 (Milestone)	+3	12
	2021 (Milestone)	4	14
	2022 (Target)	4	15

INDICATOR STATEMENT	YEAR	BMTS	REPORTED RESULT
LAC_O_2.3D	2017 (Baseline)	NO	N/A
Regional knowledge strategy disseminated and implementation started	2019 (Milestone)	2017 downloads + 10%	8
	2020 (Milestone)	2019 downloads + 10%	10%
	2021 (Milestone)	2020 downloads + 10%	10.4%
	2022 (Target)	2021 downloads + 10%	100

INDICATOR STATEMENT	YEAR	BMTS	REPORTED RESULT
LAC_O_2.3E Percentage of country offices that rate the thematic advisory services and technical assistance from ACRO, on yearly basis, satisfactory or above.	2018 (Baseline)	TBC	N/A
	2019 (Milestone)	70	73
	2020 (Milestone)	70	67%
	2021 (Milestone)	70	70
	2022 (Target)	70	-

INDICATOR STATEMENT	YEAR	BMTS	REPORTED RESULT
LAC_O_2.3F Percentage of PPOs that rate the thematic advisory services and technical assistance from ACRO, on yearly basis, satisfactory or above.	2018 (Baseline)	TBC	N/A
	2019 (Milestone)	80	75
	2020 (Milestone)	80	67%
	2021 (Milestone)	80	70
	2022 (Target)	80	0

INDICATOR STATEMENT	YEAR	BMTS	REPORTED RESULT
LAC_O_2.3G	2018 (Baseline)	1	N/A
Number of country offices that undertake public policy costing at Government's request in one of the thematic areas prioritized by the LAC action model for efficiency and sustainability	2019 (Milestone)	+2	0
	2021 (Target)	+6	-

INDICATOR STATEMENT	YEAR	BMTS	REPORTED RESULT
LAC_O_2.3H	2018 (Baseline)	NO	N/A
UNW LAC knowledge management platform (internal and external) established in line with corporate KM strategy	2019 (Milestone)	YES internal established in sharepoint	True
	2020 (Milestone)	YES internal and external platform set up and functioning	True
	2021 (Milestone)	YES internal and external platform set up and functioning	True
	2022 (Target)	YES internal and external platform set up and functioning	True

INDICATOR STATEMENT	YEAR		BMTS	REPORTED RESULT
LAC_O_2.3I	2018 (Baseline)		NO	N/A
UNW LAC knowledge management platform (internal and external) established in line with corporate KM strategy	2019 (Milestone)	YES Internal platform set up in sharepoint		True
	2020 (Milestone)	YES internal and external platform set up and updated		True
	2021 (Milestone)	YES internal and external platform set up and update		True
	2022 (Target)	YES internal and external platform set up and updated		True

INDICATOR STATEMENT	YEAR	BMTS	REPORTED RESULT
LAC_O_2.3J	2018 (Baseline)	0	N/A
Number of women involved and using the leadership training webinar series in LAC	2019 (Milestone)	500	1972
	2020 (Milestone)	1000	-
	2021 (Target)	1500	-

OUTPUT LAC_O_2.5

OUTCOME STATEMENT	INDICATOR STATEMENT	YEAR	BMTS	REPORTED RESULT
More effective programmes related to women leadership and participation in governance systems are implemented by field offices	LAC_O_2.5A	2018 (Baseline)	4	N/A
	Number of countries in LAC that take legal and policy actions to implement the normative framework towards Parity Democracy with ACRO's support	2019 (Milestone)	+2	0
		2020 (Milestone)	+2	2
		2021 (Milestone)	+2	-

Planned Budget:
\$810.86 K

Actual Budget and Shortfall:
\$471.44 K

Shortfall: \$339.42 K

Expenses:
\$442.07 K



INDICATOR STATEMENT	YEAR	BMTS	REPORTED RESULT
LAC_O_2.5B	2017 (Baseline)	8	N/A
Number of countries that receive technical assistance from ACRO for the implementation of the regional ATENEA joint project to accelerate women's political participation with UNDP	2019 (Milestone)	-	4
	2020 (Milestone)	+2	8
	2021 (Milestone)	+5	12
	2022 (Target)	+14	12

INDICATOR STATEMENT	YEAR	BMTS	REPORTED RESULT
LAC_O_2.5C	2018 (Baseline)	1	N/A
Number of regional political/parliamentary fora sensitized about the Normative Framework on Parity Democracy with ACRO's support	2019 (Milestone)	+1	2
	2020 (Milestone)	+1	10
	2021 (Milestone)	+9	11
	2022 (Target)	+8	7


INDICATOR STATEMENT	YEAR	BMTS	REPORTED RESULT
LAC_O_2.5D	2017 (Baseline)	0	N/A
Number of countries that count with studies on Parity Democracy at local level with ACRO's technical assistance	2019 (Milestone)	-	1
	2020 (Milestone)	+4	4
	2021 (Milestone)	+5	4
	2022 (Target)	+4	4

INDICATOR STATEMENT	YEAR	BMTS	REPORTED RESULT
LAC_O_2.5E	2017 (Baseline)	1	N/A
Number of initiatives developed and/or being implemented to monitor and prevent violence against women in politics, with ACRO's support.	2019 (Milestone)	+2	13
	2020 (Milestone)	+2	125
	2021 (Target)	+2	-

INDICATOR STATEMENT	YEAR	BMTS	REPORTED RESULT
LAC_O_2.5F	2018 (Baseline)	2	N/A
Number of country offices that receive, on annual basis, support by ACRO on gender statistics for evidence-based decision making and gender-responsive SDG implementation.	2020 (Target)	+2	7

INDICATOR STATEMENT	YEAR	BMTS	REPORTED RESULT
LAC_O_2.5G	2018 (Baseline)	0	N/A
Number of south-south cooperation opportunities promoted by ACRO in the region to promote SDGs' implementation, monitoring and reporting	2020 (Milestone)	+2	8
	2021 (Target)	+2	-

OUTPUT LAC_O_2.6

OUTCOME STATEMENT	INDICATOR STATEMENT	YEAR	BMTS	REPORTED RESULT
<p>More effective programmes to enhance women's income security, decent work and economic autonomy are implemented by field offices</p> <p>Planned Budget: \$329.69 K</p> 	LAC_O_2.6A	2017 (Baseline)	2	N/A
	Number of national and regional debates about gender responsive economic policies plans and budgets, decent work, social protection and care economy from a gender equality perspective carried out with ACRO's support	2019 (Milestone)	+2	23
		2020 (Milestone)	+3	48
		2021 (Milestone)	+3	30
		2022 (Target)	+3	47

Actual Budget and Shortfall:
\$362.99 K

Shortfall: \$0.00

Expenses:

\$338.46 K



INDICATOR STATEMENT	YEAR	BMTS	REPORTED RESULT
LAC_O_2.6B	2017 (Baseline)	0	N/A
Number of policy makers, civil society and business leaders as well as public and private institutions engaged in the promotion of women's economic empowerment with the support of ACRO	2019 (Milestone)	+30	
	2020 (Milestone)	+30	35
	2021 (Milestone)	+40	1094
	2022 (Target)	+40	885

INDICATOR STATEMENT	YEAR	BMTS	REPORTED RESULT
LAC_O_2.6C	2017 (Baseline)	2	N/A
Number of legislative measures, programmes and policy interventions to enhance women's income security, decent work and economic autonomy supported by UNW field offices with ACRO's technical assistance	2019 (Milestone)	+2	11
	2020 (Milestone)	+2	13
	2021 (Milestone)	+3	14
	2022 (Target)	+3	14

INDICATOR STATEMENT	YEAR	BMTS	REPORTED RESULT
LAC_O_2.6D	2017 (Baseline)	8	N/A
Number of knowledge products and policy papers produced on gender responsive economic policies plans and budgets, decent work, social protection and care economy from a gender equality perspective that are uploaded on the UNW KM platform (internal and external)	2019 (Milestone)	+2	4
	2020 (Milestone)	+3	24
	2021 (Milestone)	+3	5
	2022 (Target)	+3	17

INDICATOR STATEMENT	YEAR	BMTS	REPORTED RESULT
LAC_O_2.6E	2022 (Baseline)	89K	N/A
Number of shared content (tweets, posts, images, video, statements, media mentions, etc) in social media in Facebook, Twitter, Instagram (saved) and LinkedIn			

OUTPUT LAC_O_2.7

OUTCOME STATEMENT	INDICATOR STATEMENT	YEAR	BMTS	REPORTED RESULT
More effective programmes aiming at eliminating all forms of violence against women and girls are implemented by field offices	LAC_O_2.7A	2018 (Baseline)	6	N/A
	Number of countries that scale up or start new programming related to child marriage and early unions, safe cities, and girls' empowerment through sports with ACRO's technical assistance	2019 (Milestone)	+2	0
		2020 (Milestone)	+2	1
		2021 (Milestone)	+2	1
		2022 (Target)	+2	0

Planned Budget:
\$300.00 K

Actual Budget and Shortfall:
\$405.89 K

Shortfall: \$0.00

Expenses:

\$330.43 K



INDICATOR STATEMENT	YEAR	BMTS	REPORTED RESULT
LAC_O_2.7B	2018 (Baseline)	1	N/A
Number of knowledge products and policy papers produced with ACRO's technical assistance on EVAW programming related to child marriage and early unions, safe cities and girls' empowerment through sports that are uploaded on the UNW KM platform (internal and external)	2019 (Milestone)	+1	0
	2020 (Milestone)	+1	6
	2021 (Milestone)	2	1
	2022 (Target)	+2	2

OUTPUT LAC_O_2.8

OUTCOME STATEMENT	INDICATOR STATEMENT	YEAR	BMTS	REPORTED RESULT
More effective programmes increase women's influence in sustaining peace and preventing conflicts by field offices	LAC_O_2.8A	2018 (Baseline)	3	N/A
	Number of COs/PPs supported by ACRO that have increased their programmatic portfolio on peacebuilding and sustaining peace.	2019 (Milestone)	+3	5
		2020 (Milestone)	+3	7
		2021 (Milestone)	+3	6
		2022 (Target)	5	5

Planned Budget:
\$412.32 K



Actual Budget and Shortfall:
\$367.23 K

Shortfall: \$45.09 K





Expenses:
\$288.36 K



INDICATOR STATEMENT	YEAR	BMTS	REPORTED RESULT
LAC_O_2.8B	2017 (Baseline)	0	N/A
Number of civil society organizations, networks and women leaders directly supported by ACRO to influence peace processes, participate in political or social dialogues or deal with the effect of organized crime and mixed migration flows	2019 (Milestone)	+2	20
	2020 (Milestone)	+2	30
	2021 (Milestone)	+3	3
	2022 (Target)	10	3

INDICATOR STATEMENT	YEAR		BMTS	REPORTED RESULT
LAC_O_2.8G	2018 (Baseline)		NO	N/A
Roll out and implementation of the Protocole for the protection of human rights defenders (La Esperanza)	2019 (Milestone)		YES Roll out	False
	2020 (Milestone)	YES and implementation in one country		True
	2021 (Milestone)	YES and implementation in a second country		True
	2022 (Target)	YES and implementation		True

OUTPUT LAC_O_2.9

OUTCOME STATEMENT	INDICATOR STATEMENT	YEAR		BMTS	REPORTED RESULT
More effective programmes on in gender inequality of risk and in women's leadership, empowerment, access and protection in crisis response are implemented by UNW offices in LAC Planned Budget: \$391.79 K	LAC_O_2.9A	2018 (Baseline)		1	N/A
	Number of strategies, guidance and tools developed by ACRO to support programmatic growth on GIR and humanitarian response in UNW country offices that are uploaded on the UNW KM platform (internal and external)	2019 (Milestone)		+1	2
		2020 (Milestone)		+1	4
		2021 (Milestone)		+1	2
		2022 (Target)		5	5

Actual Budget and Shortfall:

\$448.64 K

Shortfall: \$0.00



Expenses:
\$449.48 K



INDICATOR STATEMENT	YEAR	BMTS	REPORTED RESULT
LAC_O_2.9B	2017 (Baseline)	0	N/A
Number of countries supported by ACRO having undertaken gender-sensitive disaster risk assessments, using sex-disaggregated data	2019 (Milestone)	+1	1
	2020 (Milestone)	+1	2
	2021 (Milestone)	+1	1
	2022 (Target)	3	1

OUTPUT LAC_O_2.10

OUTCOME STATEMENT	INDICATOR STATEMENT	YEAR	BMTS	REPORTED RESULT
Cooperation agreement with the Government of Panama and implementation of the UNSDCF supported.	LAC_O_2.10A	2021 (Baseline)	No	N/A
	Panama's COVID-19 analysis and recovery plan on the economic impact on women prepared.	2021 (Milestone)	Yes	True
		2022 (Target)	Yes	True

Planned Budget:
\$477.78 K



Actual Budget and Shortfall:
\$387.29 K

Shortfall: \$90.49 K



Expenses:
\$315.99 K



INDICATOR STATEMENT	YEAR	BMTS	REPORTED RESULT
LAC_O_2.10B	2021 (Baseline)	No	N/A
Panama's online system of gender statistics operating from a digital platform and accessible to users	2021 (Milestone)	Yes	True
	2022 (Target)	yes	True

INDICATOR STATEMENT	YEAR	BMTS	REPORTED RESULT
LAC_O_2.10C	2021 (Baseline)	No	N/A
Mapping and costing of the comprehensive care system in Panama developed	2021 (Milestone)	Yes	True
	2022 (Target)	Yes	True

OUTPUT LAC_O_2.11

OUTCOME STATEMENT	INDICATOR STATEMENT	YEAR	BMTS	REPORTED RESULT
Contribution to key gender equality and women-empowerment related outcomes outlined in the Uruguay UNSDCF 2021–25.	LAC_O_2.11A	2021 (Baseline)	0	N/A
	Number of active instruments for financing development projects.	2022 (Target)	1	1

Planned Budget:
\$2.07 M



Actual Budget and Shortfall:
\$555.44 K

Shortfall: \$1.51 M



Expenses:
\$159.99 K



INDICATOR STATEMENT	YEAR	BMTS	REPORTED RESULT
LAC_O_2.11B	2021 (Baseline)	0	N/A
Number of programs financed by these instruments aimed at reducing gender gaps and / or empowering women.	2022 (Target)	1	2

INDICATOR STATEMENT	YEAR	BMTS	REPORTED RESULT
LAC_O_2.11C	2021 (Baseline)	0	N/A
Increase in number of women in managerial positions in REIF investee companies at the time of JP closing relative to those at time of origination	2022 (Target)	0	0

INDICATOR STATEMENT	YEAR	BMTS	REPORTED RESULT
LAC_O_2.11D	2021 (Baseline)	0	N/A
Development and piloting of a new socioeducational and labour programme within the institutional offer is targeted exclusively for vulnerable women.	2022 (Target)	1	1

INDICATOR STATEMENT	YEAR	BMTS	REPORTED RESULT
LAC_O_2.11E	2013 (Baseline)	35	N/A
Percentage of time women spend in paid and unpaid work relative to men, based on the National Time Use Survey.	2022 (Target)	35	0

INDICATOR STATEMENT	YEAR	BMTS	REPORTED RESULT
LAC_O_2.11F	2021 (Baseline)	0	N/A
Number of institutions with strengthened capacities to improve the provision of essential services, goods and/or resources for women	2022 (Target)	10	8

INDICATOR STATEMENT	YEAR	BMTS	REPORTED RESULT
LAC_O_2.IIG	2021 (Baseline)	1.5	N/A
Femicide rate per 100,000 women	2022 (Target)	1.5	1.5

INDICATOR STATEMENT	YEAR	BMTS	REPORTED RESULT
LAC_O_2.11H	2019 (Baseline)	21.1	N/A
Percentage of women who experienced situations of gender-based violence in public spaces in the last twelve months or throughout their lives	2022 (Target)	21.1	54.4

INDICATOR STATEMENT	YEAR	BMTS	REPORTED RESULT
LAC_O_2.III	2018 (Baseline)	0.38	N/A
Percentage of adolescents and young women (aged 14-35) who state that at some time in their life they felt fear of suffering a sexual attack	2022 (Target)	0	38

STRATEGIC NOTE OUTCOME PROGRESS NOTE

SHOWING DATA OF : **2022**

High-end thematic advisory services and technical assistance to country teams are delivered for more effective programmes

During 2022, ACRO has been actively engaged in oversight and quality assurance to country teams to ensure delivery of more effective programmes. ACRO has prioritized having key standardized programme approaches in order to guarantee high-end thematic advisory services and technical assistance to country teams (please see document attached). For this purpose, ACRO has provided support to Country Offices through the following advisory services and technical assistance:

Networking approach: Mutual support arrangements across the region on ad hoc basis and collaboration through operational and programmatic Task Teams and CoPs through Teams and other channels

Innovations: Jointly identify new trends and possible innovations to scale up results using design thinking and behavioral science tools.

Programmatic advice and support: Programmatic advice and support, including high-level retainer contracts for advisors to standardize regional work on care, GBV, ERAW, WPSH

Operational support: Support in operations, oversight, project cycle management and CM

In-house training: Implement in-house training series for COs (needs-based)

Coordination: Share information and lessons learned from UN Reform and work with UNCTs and partners at country level, accompaniment to negotiations with RCs and high-level partners

Coach and mediation: Coach and mediate in sensitive situations or emerging conflicts related to projects, partners, and people management

RM: Technical support in development of proposals and project design (national and multi-country), share good practices, first approach by ACRO with regional institutions to facilitate relations at the CO level and promote cross-fertilization in the region

Normative support: Technical support and advisory services for the implementation of global and regional normative frameworks including those related to the Beijing Declaration and Platform for Action, CSW, CEDAW, UNSC1325 and relevant regional and national frameworks. As well as the development of the UPRs.