

Country-Level Data for Liberia country Outcome XM-DAC-41146-LBR_O_3

Data as of:
 9 May 2024


OUTCOME LBR_O_3 [XM-DAC-41146-LBR_O_3](#)

UN-Women in Liberia strategically plans for and transforms its business model to deliver impact at scale, through agile and ethical leadership rooted in a continuous improvement culture.

OUTCOME DETAILS

SDG alignment

Impact areas

 Business transformation

Organizational outputs

Policy Marker

GENDER EQUALITY

Humanitarian Scope

No

UN System Function

Advocacy, communications and social mobilization
 Capacity development and technical assistance
 Support functions

Outcome Description

Advancing business transformation

RESOURCES

\$128.27 K

Planned Budget

\$52.00 K

Actual Budget

PLANNED BUDGET



ACTUAL BUDGET AND SHORTFALL



EXPENSES




Funding Partners

Regular resources (Core):

 UN Women
\$46,000

Other resources (Non-Core)/ Funding Partners:

 Sweden
\$6,000

TOTAL OTHER RESOURCES (NON-CORE)
\$6,000

OUTCOME INDICATOR AND RESULTS

PLAN PERIOD : 2020-2025

OUTCOME LBR_O_3

B – Baseline M – Milestones T – Target

OUTCOME STATEMENT	INDICATOR STATEMENT	YEAR	BMTS	REPORTED RESULT
UN-Women in Liberia strategically plans for and transforms its business model to deliver impact at scale, through agile and ethical leadership rooted in a continuous improvement culture.	SP_O_3A	(Baseline)	-	N/A
	SP O_3.1: Number of initiatives implemented in partnership with the private sector to scale up innovations that address the challenges faced by women and girls (Not for country reporting)	2020 (Milestone)	-	-
		2021 (Milestone)	-	-
		2023 (Milestone)	-	-
		2024 (Milestone)	-	-
		2025 (Target)	-	-

INDICATOR STATEMENT	YEAR	BMTS	REPORTED RESULT
SP_O_3B	(Baseline)	-	N/A
SP O_3.2: Number of UN-Women offices and units that pilot or scale up digital innovations (Not for country reporting)	2020 (Milestone)	-	-
	2021 (Milestone)	-	-
	2023 (Milestone)	-	-
	2024 (Milestone)	-	-
	2025 (Target)	-	-

INDICATOR STATEMENT	YEAR	BMTS	REPORTED RESULT
SP_O_3C	(Baseline)	-	N/A
SP O_3.3: Percentage of UN-Women field offices indicating that UN-Women has undertaken activities in the country to support south-south, north-south or triangular cooperation (Derived from QCPR indicator 43d) (Similar to UNICEF)	2020 (Milestone)	-	NA
	2021 (Milestone)	1	NA
	2023 (Milestone)	-	-
	2024 (Milestone)	-	-
	2025 (Target)	-	-

INDICATOR STATEMENT	YEAR	BMTS	REPORTED RESULT
SP_O_3D	2020 (Baseline)	0	N/A
SP O_3.4: Number of countries that have a UN-Women-led national gender equality profile based on gender data sets available, disaggregated by relevant characteristics	2020 (Milestone)	-	NA
	2021 (Milestone)	1	1
	2023 (Milestone)	-	-
	2024 (Milestone)	-	-
	2025 (Target)	-	-

INDICATOR STATEMENT	YEAR	BMTS	REPORTED RESULT
SP_O_3E	(Baseline)	-	N/A
SP O_3.5: Number of participants trained on gender-equality related topics via the Training Centre, disaggregated by sex and type of organization (Not for country reporting)	2020 (Milestone)	-	-
	2021 (Milestone)	-	-
	2023 (Milestone)	-	-
	2024 (Milestone)	-	-
	2025 (Target)	-	-

INDICATOR STATEMENT	YEAR	BMTS	REPORTED RESULT
SP_O_3F	(Baseline)	-	N/A
SP O_3.6: Number of thematic communities of practice with systems for capturing, storing and sharing knowledge	2020 (Milestone)	-	NA
	2021 (Milestone)	0	1
	2023 (Milestone)	-	-
	2024 (Milestone)	-	-
	2025 (Target)	-	-

INDICATOR STATEMENT	YEAR	BMTS	REPORTED RESULT
SP_O_3G	(Baseline)	-	N/A
SP O_3.7: a. Number of citations of UN-Women's global reports (Progress of the World 's Women, World Survey on the Role of Women in Development, SDGs and Gender Report) (Not for country reporting)	2020 (Milestone)	-	-
	2021 (Milestone)	-	-
	2023 (Milestone)	-	-
	2024 (Milestone)	-	-
	2025 (Target)	-	-

INDICATOR STATEMENT	YEAR	BMTS	REPORTED RESULT
SP_O_3H	(Baseline)	-	N/A
SP O_3.7: b. Number of downloads of UN-Women's knowledge products (Not for country reporting)	2020 (Milestone)	-	-
	2021 (Milestone)	-	-
	2023 (Milestone)	-	-
	2024 (Milestone)	-	-
	2025 (Target)	-	-

INDICATOR STATEMENT	YEAR	BMTS	REPORTED RESULT
SP_O_3I	(Baseline)	-	N/A
SP O_3.8: Percentage of Strategic Notes and Annual Reports that meet quality standards in results-based management (Not for country reporting)	2020 (Milestone)	-	-
	2021 (Milestone)	-	-
	2023 (Milestone)	-	-
	2024 (Milestone)	-	-
	2025 (Target)	-	-

INDICATOR STATEMENT	YEAR	BMTS	REPORTED RESULT
SP_O_3J	(Baseline)	-	N/A
SP O_3.9: Percentage of programme staff trained on results based management (Not for country reporting)	2020 (Milestone)	-	-
	2021 (Milestone)	-	-
	2023 (Milestone)	-	-
	2024 (Milestone)	-	-
	2025 (Target)	-	-

INDICATOR STATEMENT	YEAR	BMTS	REPORTED RESULT
SP_O_3K	(Baseline)	-	N/A
SP O_3.10: Percentage of planned evaluations being conducted (Similar to UNICEF and UNFPA) (Not for country reporting)	2020 (Milestone)	-	-
	2021 (Milestone)	-	-
	2023 (Milestone)	-	-
	2024 (Milestone)	-	-
	2025 (Target)	-	-

INDICATOR STATEMENT	YEAR	BMTS	REPORTED RESULT
SP_O_3L	(Baseline)	-	N/A
SP O_3.II: Percentage of evaluations rated "good and above" (Similar to UNICEF and UNFPA) (Not for country reporting)	2020 (Milestone)	-	-
	2021 (Milestone)	-	-
	2023 (Milestone)	-	-
	2024 (Milestone)	-	-
	2025 (Target)	-	-

OUTPUT INDICATOR AND RESULTS

OUTPUT LBR_O_3.1

OUTCOME STATEMENT	INDICATOR STATEMENT	YEAR	BMTS	REPORTED RESULT
UN Women strengthens knowledge on Gender Equality and Women Empowerment in Liberia through the production and dissemination of knowledge products. Planned Budget: \$708.77 K <div></div>	LBR_O_3.1A Number of knowledge products developed and disseminated by UNW Liberia CO and available for use by partners	2016 (Baseline)	5	N/A
		2020 (Milestone)	12	2
		2021 (Milestone)	12	11
		2022 (Milestone)	15	-
		2023 (Milestone)	18	-
		2024 (Milestone)	20	-
		2025 (Target)	-	-
Actual Budget and Shortfall:				

\$122.61 K

Shortfall: \$586.15 K




Expenses:
\$105.49 K



INDICATOR STATEMENT	YEAR	BMTS	REPORTED RESULT
LBR_O_3.1B Number of additional GEWE knowledge products (books, papers, etc.) provided by UN Women to the Knowledge Hub	2019 (Baseline)	0	N/A
	2020 (Milestone)	1	0
	2021 (Milestone)	1	1
	2022 (Milestone)	1	3
	2023 (Milestone)	1	-
	2024 (Milestone)	1	-
	2025 (Target)	-	-

OUTPUT LBR_O_3.2

OUTCOME STATEMENT	INDICATOR STATEMENT	YEAR	BMTS	REPORTED RESULT
<p>The CO and its implementing partners demonstrate strengthened capacities in results-based management.</p> <p>Planned Budget: \$824.47 K</p>  <p>Actual Budget and Shortfall: \$310.66 K</p>	LBR_O_3.2A Number of timely quarterly, annual and donor reports completed in RMS uploaded on the DAMS	2017 (Baseline)	4	N/A
		2020 (Milestone)	YES	Yes
		2021 (Milestone)	Yes	4
		2022 (Milestone)	Yes	-
		2023 (Milestone)	Yes	-
		2024 (Milestone)	Yes	-
		2025 (Target)	-	-

Shortfall: \$513.81 K





Expenses:
\$273.33 K



INDICATOR STATEMENT	YEAR	BMTS	REPORTED RESULT
LBR_O_3.2B Number of quality results based reports (narrative and financial) from IPs	2017 (Baseline)	7	N/A
	2020 (Milestone)	9	9
	2021 (Milestone)	10	4
	2022 (Milestone)	10	10
	2023 (Milestone)	10	-
	2024 (Milestone)	10	-
	2025 (Target)	-	-

INDICATOR STATEMENT	YEAR	BMTS	REPORTED RESULT
LBR_O_3.2C	2010 (Baseline)	17	N/A
Number of monitoring visits conducted	2020 (Milestone)	TBD	40
	2021 (Milestone)	10	4
	2022 (Milestone)	10	21
	2023 (Milestone)	10	-
	2024 (Milestone)	10	-
	2025 (Target)	-	-

INDICATOR STATEMENT	YEAR	BMTS	REPORTED RESULT
LBR_O_3.2D Number of implementing partners which have enhanced knowledge on RBM	2019 (Baseline)	0	N/A
	2020 (Milestone)	14	14
	2021 (Milestone)	15	42
	2022 (Milestone)	15	47
	2023 (Milestone)	15	-
	2024 (Milestone)	15	-
	2025 (Target)	-	-

INDICATOR STATEMENT	YEAR	BMTS	REPORTED RESULT
LBR_O_3.2E Number of Outcome level monitoring visits conducted	2019 (Baseline)	1	N/A
	2020 (Milestone)	5	10
	2021 (Milestone)	4	10
	2022 (Milestone)	4	-
	2023 (Milestone)	5	-
	2024 (Milestone)	5	-
	2025 (Target)	-	-

INDICATOR STATEMENT	YEAR	BMTS	REPORTED RESULT
LBR_O_3.2F	2019 (Baseline)	2	N/A
Number of quality evaluations finalized	2020 (Milestone)	1	1
	2021 (Milestone)	2	1
	2022 (Milestone)	2	1
	2023 (Milestone)	2	-
	2024 (Milestone)	2	-
	2025 (Target)	-	-

INDICATOR STATEMENT	YEAR	BMTS	REPORTED RESULT
LBR_O_3.2G Percentage of recommendations from evaluations which are implemented	2019 (Baseline)	0	N/A
	2020 (Milestone)	100	100
	2021 (Milestone)	100	2
	2022 (Milestone)	100	-
	2023 (Milestone)	100	-
	2024 (Milestone)	100	-
	2025 (Target)	-	-

STRATEGIC NOTE OUTCOME PROGRESS NOTE

SHOWING DATA OF : **2022**

UN-Women in Liberia strategically plans for and transforms its business model to deliver impact at scale, through agile and ethical leadership rooted in a continuous improvement culture.