

Country-Level Data for Morocco country Outcome

XM-DAC-41146-MAR_D_3.2

Data as of:
11 May 2024

OUTCOME MAR_D_3.2

XM-DAC-41146-MAR_D_3.2


Cities and local stakeholders develop responses to develop empowering public spaces for women and girls

OUTCOME DETAILS


SDG alignment




Impact areas

 Ending violence against women

Organizational outputs

 Positive social norms

 Access to services, goods and resources

Policy Marker

GENDER EQUALITY

Humanitarian Scope

No

Outcome Description

–

UN Partners

 UNDP

 UNFPA

WHO

UN System Function

Advocacy, communications and social mobilization

Capacity development and technical assistance

Direct support and service delivery

Integrated policy advice and thought leadership

Support functions

RESOURCES

\$679.65 K

Planned Budget

\$470.11 K

Actual Budget

PLANNED BUDGET



ACTUAL BUDGET AND SHORTFALL



EXPENSES



Funding Partners

Other resources (Non-Core)/ Funding Partners:



United States of America
\$144,805



Spain \$143,098



Canada \$67,541

TOTAL OTHER RESOURCES (NON-CORE)
\$355,444

OUTCOME MAR_D_3.2

B – Baseline M – Milestones T – Target

OUTCOME STATEMENT	INDICATOR STATEMENT	YEAR	BMTS	REPORTED RESULT
Cities and local stakeholders develop responses to develop empowering public spaces for women and girls	MAR_D_3.2A	2017 (Baseline)	0	N/A
	Urban development/revitalization/economic development projects in public spaces in the sites of intervention are assessed as economically viable and safe from SVAWG	2018 (Milestone)	-	0
		2019 (Milestone)	-	0
		2020 (Milestone)	-	0
		2021 (Milestone)	3	0
		2022 (Target)	3	0

INDICATOR STATEMENT	YEAR	BMTS	REPORTED RESULT
SP_D_1.1	(Baseline)	-	N/A
SDG 5.5.1: Proportion of seats held by women in (a) national parliaments, (b) local governments and (c) executive positions/ministers (cabinets) held by women (Desk Review)	2022 (Target)	-	-
<ul style="list-style-type: none"> • SDG Indicator : • Common Indicator : 			

INDICATOR STATEMENT	YEAR	BMTS	REPORTED RESULT
SP_D_3.2A	(Baseline)	-	N/A
SP 4.12.1: Number of safe cities/safe public spaces partnerships in place which include women in decision-making positions	2018 (Milestone)	1	0
	2019 (Milestone)	-	0
	2020 (Milestone)	-	2
	2021 (Target)	-	0

INDICATOR STATEMENT	YEAR	BMTS	REPORTED RESULT
SP_D_3.2B	(Baseline)	-	N/A
SP 4.12.2: Number of local development plans developed or strengthened with the support of UN-Women that are gender-responsive and address sexual harassment against women and girls in public spaces	2018 (Milestone)	2	0
	2019 (Milestone)	-	0
	2020 (Milestone)	-	1
	2021 (Target)	-	0

INDICATOR STATEMENT	YEAR	BMTS	REPORTED RESULT
SP_D_3.2C	(Baseline)	-	N/A
SP 4.12.3: Number of countries where different sectors address the elimination of sexual violence against women and girls in public spaces through the transformation of social norms	2018 (Milestone)	-	True
	2019 (Milestone)	-	False
	2020 (Milestone)	-	True
	2021 (Target)	-	True

INDICATOR STATEMENT	YEAR	BMTS	REPORTED RESULT
SP_D_3.2D	(Baseline)	-	N/A
SP 4.12.4: Number of partners supported by UN-Women whose knowledge and skills to influence legislation and policies on sexual violence against women and girls in public spaces are improved, disaggregated by sex - TOTAL	2018 (Milestone)	2	266
	2019 (Milestone)	-	2217
	2020 (Milestone)	-	1307
	2021 (Target)	-	17

INDICATOR STATEMENT	YEAR	BMTS	REPORTED RESULT
SP_D_3.2E	(Baseline)	-	N/A
SP 4.12.5: Number of partners supported by UN-Women whose knowledge and skills to influence legislation and policies on sexual violence against women and girls in public spaces are improved, disaggregated by sex - TOTAL	2018 (Milestone)	-	-
	2019 (Milestone)	-	-
	2020 (Milestone)	-	-
	2021 (Target)	-	-

INDICATOR STATEMENT	YEAR	BMTS	REPORTED RESULT
SP_D_3.4	(Baseline)	-	N/A
SDG 5.3.1: Proportion of women aged 20–24 years who were married or in a union before age 15 and before age 18 (Desk Review)	2022 (Target)	-	-


- SDG Indicator :
- Common Indicator :

INDICATOR STATEMENT	YEAR	BMTS	REPORTED RESULT
SP_D_4.1	(Baseline)	-	N/A
SDG 16.7.1: Proportions of positions in national and local institutions, including (a) the legislatures; (b) the public service; and (c) the judiciary, compared to national distributions, by sex, age, persons with disabilities and population groups in fragile, crisis or conflict-affected countries (or territories) (UNDP) (Not for unit reporting)	2022 (Target)	-	2

- SDG Indicator :

OUTPUT INDICATOR AND RESULTS

OUTPUT MAR_D_3.2.1

OUTCOME STATEMENT	INDICATOR STATEMENT	YEAR	BMTS	REPORTED RESULT
<p>Capacities of national and local authorities and stakeholders are strenghtened to adopt and implement local responses to develop safe public spaces for women and girls</p> <p>Planned Budget: \$1.67 M</p> 	<p>MAR_D_3.2.1A</p> <p>Existence and operationalization of a mechanism to track adoption and implementation of local responses to develop safe spaces for women and girls</p>	2017 (Baseline)	0	N/A
		2018 (Milestone)	0	0
		2019 (Milestone)	1	0
		2020 (Milestone)	0	0
		2021 (Milestone)	2	0
		2022 (Target)	1	0

Actual Budget and Shortfall:

\$1.08 M

Shortfall: \$589.77 K




Expenses:

\$919.43 K



INDICATOR STATEMENT	YEAR	BMTS	REPORTED RESULT
SP_D_0.3.f	(Baseline)	-	N/A
Number of countries with a process to design and implement VAW prevention strategies, or with VAW prevention interventions based on global norms and standards (CO)	2022 (Target)	-	True

OUTPUT MAR_D_3.2.2

OUTCOME STATEMENT	INDICATOR STATEMENT	YEAR	BMTS	REPORTED RESULT
<p>Enhanced knowledge of women, girls, men and boys on EAWG gender-based discriminations and masculinities to engage equally as active citizens in their communities</p> <p>Planned Budget: \$3.05 M</p> 	MAR_D_3.2.2A	2017 (Baseline)	5607 men and 1767 women	N/A
	Number of women, men, girls and boys informed on EAWG, gender-based discriminations, and masculinities through UNW's and CSOs advocacy and information campaigns supported by UNW	2018 (Milestone)	2500 men and 2200 women	5550
		2019 (Milestone)	3500 men and 3200 women	24927
		2020 (Milestone)	4500 men and 4200 women	4092
		2021 (Milestone)	5500 men and 5200 women	57663
		2022 (Target)	7 000 men and 10 000 women	28000

Actual Budget and Shortfall:
\$1.94 M

Shortfall: \$1.11 M



Expenses:
\$1.78 M



INDICATOR STATEMENT	YEAR	BMTS	REPORTED RESULT
MAR_D_3.2.2B Number of local and/or national knowledge and data on EVAWG and gender-based discriminations supported by UN Women	2017 (Baseline)	8	N/A
	2018 (Milestone)	2	9
	2019 (Milestone)	2	2
	2020 (Milestone)	2	0
	2021 (Milestone)	16	0
	2022 (Target)	+10%	20.5

INDICATOR STATEMENT	YEAR	BMTS	REPORTED RESULT
SP_D_0.3.b	(Baseline)	-	N/A
Number of community or organizational level UN Women programmes that address behaviour and/or social/gender norms – using evidence/practice-based methodologies (CO, HQ)	2022 (Target)	-	2

INDICATOR STATEMENT	YEAR	BMTS	REPORTED RESULT
SP_D_0.3.c	(Baseline)	-	N/A
Number of data collection initiatives conducted or supported by UN Women that include behaviour and/or social/gender norms dimensions (CO)	2022 (Target)	-	1

STRATEGIC NOTE OUTCOME PROGRESS NOTE

SHOWING DATA OF : 2022

Cities and local stakeholders develop responses to develop empowering public spaces for women and girls

Significant progress was achieved for Outcome 3.2 in 2022. CSO worked to strengthen the capacities of local elected representatives and local authorities in their response to VAW by advocating for gender-sensitive local planning and budgeting. Stakeholders formulated a gender-sensitive city policy and prepared a gender-sensitive budget after learning about gender-sensitive approaches and key principles to prevent VAW in public spaces. They also have demonstrated improved understanding of gender mainstreaming techniques and tools and an improved ability to monitor the budgets of districts. UN Women support CSOs in this work by providing financial support – through a 85000 USD grant– enabling the recruitment of an expert who developed training material and facilitated trainings to local elected representatives and local authorities. Association Ennakhil developed awareness-raising modules on gender equality and safety for women and girls in public spaces, especially on how to recognize and react to GBV in public spaces. The aim of these awareness-raising workshops was to improve the participants’ understanding of gender-based violence in public spaces; to acquire knowledge of the legal framework of the fight against gender-based violence in public spaces; to understand how to take actions to prevent gender-based violence in public spaces. UNW supported the development of these modules, One of the positive externalities of this work to improve stakeholders’ abilities to develop empowering public spaces for women and girls was that the City of Marrakech (Marrakech Municipality) requested support from Ennakhil NGO to design a public green space responding to international standards and norms in terms of accessibility and safety for women and girls (gender sensitive).