

Country-Level Data for Occupied Palestinian Territory

country Outcome XM-DAC-41146-PAL_D_4.1

Data as of:
18 May 2024

OUTCOME PAL_D_4.1 [XM-DAC-41146-PAL_D_4.1](#)

More women play a greater role and are better served by humanitarian response and recovery efforts

OUTCOME DETAILS

SDG alignment



Impact areas



Women, peace and security, humanitarian action and disaster risk reduction

Organizational outputs



UN system coordination

Policy Marker

GENDER EQUALITY

Humanitarian Scope

Yes

UN System Function

Capacity development and technical assistance

Outcome Description

Work on this area will focus on mainstreaming gender in the programme management cycle of the Humanitarian Work in Palestine; and provide positive coping mechanisms for vulnerable women (GBV services and Cash for Work). UN Women will partner with the Humanitarian Country Team and the Clusters Mechanism for mainstreaming gender within the humanitarian response plan and with civil society organizations for the coping mechanism.

Comprehensive and disaggregated data (discontinued)

Direct support and service delivery

UN system coordination (discontinued)

RESOURCES

\$1.37 M

Planned Budget

\$1.21 M

Actual Budget

PLANNED BUDGET


ACTUAL BUDGET AND SHORTFALL

EXPENSES




Funding Partners


Other resources (Non-Core)/ Funding Partners:



Office for the Coordination of
Humanitarian Affairs (UNOCHA)
\$504,261



Japan \$660,664



Germany
\$45,000

TOTAL OTHER RESOURCES (NON-CORE)
\$1,209,925

OUTCOME PAL_D_4.1

B – Baseline M – Milestones T – Target

OUTCOME STATEMENT	INDICATOR STATEMENT	YEAR	BMTS	REPORTED RESULT
More women play a greater role and are better served by humanitarian response and recovery efforts	PAL_D_4.1B	2021 (Baseline)	16000	N/A
	Number of women and girls who benefit from gender sensitive humanitarian and relief assistance	2018 (Milestone)	750	1232
		2019 (Milestone)	1000	5208
		2020 (Milestone)	1250	15120
		2021 (Milestone)	1250	17715
		2022 (Target)	16000	26823

INDICATOR STATEMENT	YEAR	BMTS	REPORTED RESULT
PAL_D_4.1C	2017 (Baseline)	0	N/A
% change in income of marginalised women supported by UN Women through economic recovery assistance	2018 (Milestone)	10	
	2019 (Milestone)	10	345
	2020 (Milestone)	10	93.8
	2021 (Milestone)	10	50
	2022 (Target)	10	25

INDICATOR STATEMENT	YEAR	BMTS	REPORTED RESULT
PAL_D_4.ID	2021 (Baseline)	0	N/A
Percentage of beneficiaries who received GBV assistance report an improved sense of safety and well-being.	2022 (Target)	70	99

INDICATOR STATEMENT	YEAR	BMTS	REPORTED RESULT
SP_D_0.7.6	(Baseline)	-	N/A
Percentage of HCT response plans and strategies that demonstrate the integration of gender equality (Desk Review)	2022 (Target)	-	-

INDICATOR STATEMENT	YEAR	BMTS	REPORTED RESULT
SP_D_4.2A	2019 (Baseline)	Yes	N/A
SP 5.14.1: Percentage of humanitarian country cluster systems with dedicated gender expertise in countries with UN-Women humanitarian presence	2018 (Milestone)	-	True
	2019 (Milestone)	-	True
	2020 (Milestone)	Yes	True
	2021 (Target)	-	True

INDICATOR STATEMENT	YEAR	BMTS	REPORTED RESULT
SP_D_4.2B	2020 (Baseline)	4	N/A
SP 5.14.2: Number of women's organizations or institutions supported by UN-Women to play a role in humanitarian response and recovery	2018 (Milestone)	5	2
	2019 (Milestone)	-	3
	2020 (Milestone)	-	15
	2021 (Target)	4	18

INDICATOR STATEMENT	YEAR	BMTS	REPORTED RESULT
SP_D_4.2C	2020 (Baseline)	15120	N/A
SP 5.14.3: Number of women and girls directly accessing UN-Women supported humanitarian services	2018 (Milestone)	750	1232
	2019 (Milestone)	-	5208
	2020 (Milestone)	-	15120
	2021 (Target)	15000	17715

OUTPUT INDICATOR AND RESULTS

OUTPUT PAL_D_4.1.1

OUTCOME STATEMENT	INDICATOR STATEMENT	YEAR	BMTS	REPORTED RESULT
Humanitarian actors, including UN Humanitarian Country Team, are better able to plan, implement and monitor humanitarian assistance that is gender responsive and inclusive Planned Budget: \$921.13 K	PAL_D_4.1.1A Number of Clusters with enhanced capacity to mainstream gender into their plans	2016 (Baseline)	3	N/A
		2018 (Milestone)	-	6
		2019 (Milestone)	6	6
		2020 (Milestone)	6	6
		2021 (Milestone)	6	6
		2022 (Target)	6	6

Actual Budget and Shortfall:
\$1.15 M

Shortfall: \$0.00

Expenses:
\$1.07 M

INDICATOR STATEMENT	YEAR	BMTS	REPORTED RESULT
PAL_D_4.1.B	2017 (Baseline)	82	N/A
Percentage of HRP projects with gender marker 2a and 2b	2019 (Milestone)	85	89
	2020 (Milestone)	90	86
	2021 (Milestone)	75	0
	2022 (Target)	75	1

INDICATOR STATEMENT	YEAR	BMTS	REPORTED RESULT
PAL_D_4.1.1C	2018 (Baseline)	3	N/A
Number of humanitarian actors (including women's organizations) supported to design and implement projects with gender targets	2019 (Target)	5	6

INDICATOR STATEMENT	YEAR	BMTS	REPORTED RESULT
PAL_D_4.1.1D	2018 (Baseline)	3	N/A
Number of key actions included in the UN Women and OCHA joint action plan implemented	2019 (Milestone)	4	2
	2020 (Milestone)	4	4
	2021 (Milestone)	2	6
	2022 (Target)	3	2

INDICATOR STATEMENT	YEAR	BMTS	REPORTED RESULT
PAL_D_4.1.1E	2020 (Baseline)	2	N/A
Number of gender experts deployed by UN Women to provide technical substantive support to the HCT COVID-19 response actions	2020 (Milestone)	2	2
	2021 (Milestone)	1	1
	2022 (Target)	1	1

INDICATOR STATEMENT	YEAR	BMTS	REPORTED RESULT
SP_D_0.7.b	(Baseline)	-	N/A
GLOBAL/UNIT: Number of UN System coordination mechanisms in which UN-Women is actively engaged that drive progress on gender mainstreaming mandates and commitments at global, regional and country levels	2022 (Target)	-	4

OUTPUT PAL_D_4.1.2

OUTCOME STATEMENT	INDICATOR STATEMENT	YEAR	BMTS	REPORTED RESULT
Marginalized women and girls have increased access to multi-sectorial services, including prevention and response to SGBV through protection centres/safe spaces	PAL_D_4.1.2A	2016 (Baseline)	Satisfactory	N/A
	Extent to which HCT advocacy activities and messages reflect gender issues, data and work of women's organizations prominently	2018 (Milestone)	-	-
		2019 (Milestone)	800	100
		2020 (Milestone)	800	15120
		2021 (Milestone)	1000	17715
		2022 (Target)	16000	26823

Planned Budget:
\$1.27 M



Actual Budget and Shortfall:
\$1.40 M

Shortfall: \$0.00



Expenses:
\$1.40 M




INDICATOR STATEMENT	YEAR	BMTS	REPORTED RESULT
PAL_D_4.1.2B Number of women benefiting from referral mechanisms (out of those seeking it)	2017 (Baseline)	100	N/A
	2019 (Milestone)	200	200
	2020 (Milestone)	80	96
	2021 (Milestone)	90	96
	2022 (Target)	90	90

INDICATOR STATEMENT	YEAR	BMTS	REPORTED RESULT
PAL_D_4.1.2C	2019 (Baseline)	2	N/A
Number of service providers who report increased organizational capacity to provide services to women survivors and victims of violence	2020 (Milestone)	2	2
	2021 (Milestone)	4	96
	2022 (Target)	4	360

INDICATOR STATEMENT	YEAR	BMTS	REPORTED RESULT
SP_D_0.4.d	2021 (Baseline)	16000	N/A
Number of women accessing information, goods, resources and/or services through UNW supported platforms and programs in humanitarian and development settings (CO, HQ)	2022 (Target)	16000	26823

OUTPUT PAL_D_4.1.3

OUTCOME STATEMENT	INDICATOR STATEMENT	YEAR	BMTS	REPORTED RESULT
Marginalized women have increased access to the required assets, skills and partnerships Planned Budget: \$1.40 M  Actual Budget and Shortfall: \$1.62 M	PAL_D_4.1.3A % of beneficiaries who report acquiring new knowledge through UN Women organized training.	2016 (Baseline)	90	N/A
		2018 (Milestone)	-	100
		2019 (Milestone)	250	250
		2020 (Milestone)	200	260
		2021 (Milestone)	300	110
		2022 (Target)	300	1052

Shortfall: \$0.00

Expenses:
\$1.57 M



INDICATOR STATEMENT	YEAR	BMTS	REPORTED RESULT
PAL_D_4.1.3B	2019 (Baseline)	80	N/A
Percentage of women receiving cash for work support who report satisfaction with the support they receive	2020 (Milestone)	90	93.8
	2021 (Milestone)	92	100
	2022 (Target)	100	95

INDICATOR STATEMENT	YEAR	BMTS	REPORTED RESULT
SP_D_0.4.d	2021 (Baseline)	200	N/A
Number of women accessing information, goods, resources and/or services through UNW supported platforms and programs in humanitarian and development settings (CO, HQ)	2022 (Target)	300	26823

STRATEGIC NOTE OUTCOME PROGRESS NOTE

SHOWING DATA OF: **2021**

More women play a greater role and are better served by humanitarian response and recovery efforts

The Humanitarian Country Team in Palestine continued to ensure gender responsive humanitarian action that is tailored to the differentiated needs of Palestinian men, women, boys and girls and demonstrates greater accountability to gender equality and human rights principles. The 2021 Humanitarian Response Plan is gender inclusive, responsive and promotes women's empowerment as a result of the support provided through the project. The 2022 Humanitarian Response Plan is informed by women's needs and concerns, and the capacity of humanitarian actors, including cluster members and women's organizations, in the area of gender targeted programming and Gender with Age Marker was enhanced through the project interventions. UN Women built on the incremental progress achieved in previous years. During 2021, a total of 20,597 (17,715 women and 2,882 men) affected by the Great March of Return (GMR) and COVID-19 pandemic (widows, women GBV survivors, women with disabilities, injured men, women heads of households) improved the quality of their lives, their capacities and their well-being through increased access to livelihood opportunities, GBV protection and multi-sectoral services, and skill-development opportunities. Through UN Women's interventions, vulnerable groups of women had access to quality multi-sectoral protection services including legal aid, structured group and individual psychosocial counselling, health and reproductive health services, and awareness-raising on COVID-19 protective measures and GBV services.