

# Country-Level Data for Kenya country Outcome XM-DAC-41146-RD\_O\_4

Data as of:  
17 May 2024

OUTCOME RD\_O\_4 [XM-DAC-41146-RD\\_O\\_4](#)

Enhanced capacity of UN Women Kenya Staff to deliver on GEWE priorities upholding UN Women rules and regulations

## OUTCOME DETAILS

### SDG alignment



### Impact areas



Empowered people

### Organizational outputs

#### Policy Marker

GENDER EQUALITY

#### Humanitarian Scope

No

### UN System Function

Capacity development and technical assistance

Direct support and service delivery

Support functions

### Outcome Description

Enhanced capacity of UN Women Kenya Staff to deliver on GEWE priorities upholding UN Women rules and regulations



RESOURCES

\$1.88 M

Planned Budget

\$1.53 M

Actual Budget

PLANNED BUDGET

ACTUAL BUDGET AND SHORTFALL

EXPENSES



Funding Partners


Regular resources (Core):

 UN Women  
\$1,020,626

Other resources (Non-Core)/ Funding Partners:

 Japan \$23,000

 Italy \$19,469

 Finland  
\$171,901

 Canada \$48,157

 Sweden \$162,212

 Republic of Korea (the)  
\$36,787

 UN Development Programme  
(UNDP) \$43,679

TOTAL OTHER RESOURCES (NON-CORE)  
\$505,205

## OUTCOME INDICATOR AND RESULTS

PLAN PERIOD : 2019-2022

### OUTCOME RD\_O\_4

B – Baseline      M – Milestones      T – Target

OUTCOME STATEMENT	INDICATOR STATEMENT	YEAR	BMTS	REPORTED RESULT
Enhanced capacity of UN Women Kenya Staff to deliver on GEWE priorities upholding UN Women rules and regulations	SP_O_4A	(Baseline)	-	N/A
	SP O_4.1 : Rating in the Aid Transparency Tracker (Derived from QCPR indicator 25) (Shared with UNFPA) (Not for country reporting)	2019 (Milestone)	-	-
		2020 (Milestone)	-	-
		2021 (Target)	-	-

INDICATOR STATEMENT	YEAR	BMTS	REPORTED RESULT
SP_O_4B	(Baseline)	-	N/A
SP O_4.2: Percentage of donor reports submitted on time (Not for country reporting)	2019 (Milestone)	-	-
	2020 (Milestone)	-	-
	2021 (Target)	-	-

INDICATOR STATEMENT	YEAR	BMTS	REPORTED RESULT
SP_O_4C	(Baseline)	-	N/A
SP O_4.3: Percentage of feedback received from member states on donor reports that are positive (Not for country reporting)	2019 (Milestone)	-	-
	2020 (Milestone)	-	-
	2021 (Target)	-	-

INDICATOR STATEMENT	YEAR	BMTS	REPORTED RESULT
SP_O_4D	(Baseline)	-	N/A
SP O_4.4: Percentage of Country and Multi-Country Offices that have adopted and implemented common service lines in: i.Common procurement services ii. Common finance services iii. Common information, communication and technology (ICT) services iv. Common logistics services v.Common human resources services vi. Common facility services, including Common Premises (Derived from QCPR indicator 76c)(Similar to UNICEF and UNFPA)	2019 (Milestone)	-	True
	2020 (Milestone)	-	True
	2021 (Target)	-	True

INDICATOR STATEMENT	YEAR	BMTS	REPORTED RESULT
SP_O_4E	(Baseline)	-	N/A
SP O_4.5: Structured dialogue on financing with the Executive Board held annually (Derived from QCPR indicator 19)(Not for country reporting)	2019 (Milestone)	-	-
	2020 (Milestone)	-	-
	2021 (Target)	-	-



INDICATOR STATEMENT	YEAR	BMTS	REPORTED RESULT
SP_O_4F	(Baseline)	-	N/A
SP O_4.6: Percentage of offices which have completed training on anti-fraud and accountability (Not for country reporting)	2019 (Milestone)	-	-
	2020 (Milestone)	-	-
	2021 (Target)	-	-

INDICATOR STATEMENT	YEAR	BMTS	REPORTED RESULT
SP_O_4G	(Baseline)	-	N/A
SP O_4.7: Implementation rate for regular resources (Shared with UNFPA) (Not for country reporting)	2019 (Milestone)	-	-
	2020 (Milestone)	-	-
	2021 (Target)	-	-

INDICATOR STATEMENT	YEAR	BMTS	REPORTED RESULT
SP_O_4H	(Baseline)	-	N/A
SP O_4.8: Implementation rate for other resources (Not for country reporting)	2019 (Milestone)	-	-
	2020 (Milestone)	-	-
	2021 (Target)	-	-

INDICATOR STATEMENT	YEAR	BMTS	REPORTED RESULT
SP_O_4I	(Baseline)	-	N/A
SP O_4.9: Percentage of Country Offices reporting on Greenhouse Gas emissions for travel and operations (Similar to UNFPA and UNICEF) (Not for country reporting)	2019 (Milestone)	-	-
	2020 (Milestone)	-	-
	2021 (Target)	-	-

INDICATOR STATEMENT	YEAR	BMTS	REPORTED RESULT
SP_O_4J	(Baseline)	-	N/A
SP O_4.10: Average turnover time for the identification of qualified candidates and complete recruitment (Not for country reporting)	2019 (Milestone)	-	-
	2020 (Milestone)	-	-
	2021 (Target)	-	-

INDICATOR STATEMENT	YEAR	BMTS	REPORTED RESULT
SP_O_4K	(Baseline)	-	N/A
SP O_4.11: Percentage of annual performance management and development reviews completed on time (Not for country reporting)	2019 (Milestone)	-	-
	2020 (Milestone)	-	-
	2021 (Target)	-	-

INDICATOR STATEMENT	YEAR	BMTS	REPORTED RESULT
SP_O_4L	(Baseline)	-	N/A
SP O_4.12: Percentage of staff members completing mandatory trainings (Not for country reporting)	2019 (Milestone)	-	-
	2020 (Milestone)	-	-
	2021 (Target)	-	-

INDICATOR STATEMENT	YEAR	BMTS	REPORTED RESULT
SP_O_4M	(Baseline)	-	N/A
SP O_4.13: Percentage of internal audit recommendations implemented (Similar to UNFPA) (Not for country reporting)	2019 (Milestone)	-	-
	2020 (Milestone)	-	-
	2021 (Target)	-	-



INDICATOR STATEMENT	YEAR	BMTS	REPORTED RESULT
SP_O_4N	(Baseline)	-	N/A
SP O_4.14: Percentage of external audit recommendations implemented (Similar to UNFPA) (Not for country reporting)	2019 (Milestone)	-	-
	2020 (Milestone)	-	-
	2021 (Target)	-	-

INDICATOR STATEMENT	YEAR	BMTS	REPORTED RESULT
SP_O_4O	(Baseline)	-	N/A
SP O_4.15: Percentage of risk units meeting Enterprise Risk Management policy and framework requirements (Not for country reporting)	2019 (Milestone)	-	-
	2020 (Milestone)	-	-
	2021 (Target)	-	-

INDICATOR STATEMENT	YEAR	BMTS	REPORTED RESULT
SP_O_4P	(Baseline)	-	N/A
SP O_4.16: Percentage availability and uptime of corporate ICT systems (Not for country reporting)	2019 (Milestone)	-	-
	2020 (Milestone)	-	-
	2021 (Target)	-	-

INDICATOR STATEMENT	YEAR	BMTS	REPORTED RESULT
SP_O_4Q	(Baseline)	-	N/A
SP O_4.17: Percentage of ICT platforms that fully address cyber-security issues and architecture design inputs from the ICT team (Not for country reporting)	2019 (Milestone)	-	-
	2020 (Milestone)	-	-
	2021 (Target)	-	-

INDICATOR STATEMENT	YEAR	BMTS	REPORTED RESULT
SP_O_4R	(Baseline)	-	N/A
SP O_4.18: Percentage of offices compliant with business continuity plans and processes (Not for country reporting)	2019 (Milestone)	-	-
	2020 (Milestone)	-	-
	2021 (Target)	-	-

INDICATOR STATEMENT	YEAR	BMTS	REPORTED RESULT
SP_O_4S	(Baseline)	-	N/A
SP O_4.19: Percentage of offices compliant with UN Security Risk Management requirements (Not for country reporting)	2019 (Milestone)	-	-
	2020 (Milestone)	-	-
	2021 (Target)	-	-

OUTPUT INDICATOR AND RESULTS

OUTPUT RD\_O\_4.1

OUTCOME STATEMENT	INDICATOR STATEMENT	YEAR	BMTS	REPORTED RESULT
UN Women staff in UN KCO have the capacity, accountability and security for delivering results in Gender Equality and Women’s Empowerment  Planned Budget: <b>\$79.90 K</b>	RD_O_4.1A  A number of meetings held and meeting take aways documented	2014 (Baseline)	5	N/A
		2019 (Milestone)	-	High>70%
		2020 (Milestone)	2	1
		2021 (Milestone)	2	2
		2022 (Target)	2	2



Actual Budget and Shortfall:  
**\$23.00 K**

Shortfall: \$56.91 K



Expenses:  
**\$26.58 K**



INDICATOR STATEMENT	YEAR	BMTS	REPORTED RESULT
RD_O_4.1B	2014 (Baseline)	1	N/A
Number of joint visits organised	2019 (Milestone)	-	High>70%
	2020 (Milestone)	95	100
	2021 (Milestone)	97	98.61
	2022 (Target)	100	100

## OUTPUT RD\_O\_4.2

OUTCOME STATEMENT	INDICATOR STATEMENT	YEAR	BMTS	REPORTED RESULT
UN Women promotes a culture of risk management, accountability, harmonization of business practices and transparency in its operations	RD_O_4.2A	2016 (Baseline)	2	N/A
	Number of donor meetings held on resource mobilisation	2019 (Milestone)	-	High>70%
		2020 (Milestone)	100	100
		2021 (Milestone)	100	95
		2022 (Target)	100	100

Planned Budget:

**\$296.00 K**

Actual Budget and Shortfall:

**\$108.43 K**

Shortfall: \$187.58 K

Expenses:




\$58.25 K



INDICATOR STATEMENT	YEAR	BMTS	REPORTED RESULT
RD_O_4.2B  Update and validate ERM including fraud risk management	2017 (Baseline)	Quarterly Validation	N/A
	2019 (Milestone)	-	True
	2020 (Milestone)	Annual Validation	True
	2021 (Milestone)	Annual Validation	True
	2022 (Target)	Annual Validation	True

INDICATOR STATEMENT	YEAR	BMTS	REPORTED RESULT
RD_O_4.2C	2018 (Baseline)	100	N/A
Percentage compliance on asset management planning and oversight	2019 (Milestone)	-	True
	2020 (Milestone)	100	True
	2021 (Milestone)	100	True
	2022 (Target)	100	True

### OUTPUT RD\_O\_4.3

OUTCOME STATEMENT	INDICATOR STATEMENT	YEAR	BMTS	REPORTED RESULT
Improved data quality and compliance with UN Women rules and regulations  Planned Budget: <b>\$115.01 K</b>  	RD_O_4.3A	2014 (Baseline)	None	N/A
	% implementation of the communications strategy	2019 (Milestone)	-	High >70%
		2020 (Milestone)	100	100
		2021 (Milestone)	100	100
		2022 (Target)	100	100

Actual Budget and Shortfall:  
**\$48.45 K**

Shortfall: \$66.56 K



Expenses:

\$29.69 K



INDICATOR STATEMENT	YEAR	BMTS	REPORTED RESULT
RD_O_4.3B  Number of aged advances are within policy guidelines, < 6 m	2018 (Baseline)	23	N/A
	2019 (Milestone)	-	High >70%
	2020 (Milestone)	0	0
	2021 (Milestone)	0	0
	2022 (Target)	0	480

INDICATOR STATEMENT	YEAR	BMTS	REPORTED RESULT
RD_O_4.3C	2018 (Baseline)	100	N/A
% of Operational closed projects are financially closed within 12 months	2019 (Milestone)	-	High >70%
	2020 (Milestone)	100	80
	2021 (Milestone)	100	100
	2022 (Target)	100	100

#### OUTPUT RD\_O\_4.4

OUTCOME STATEMENT	INDICATOR STATEMENT	YEAR	BMTS	REPORTED RESULT
UN Women Kenya Office has the capacity to deliver on GEWE  Planned Budget: <b>\$6.43 M</b>	RD_O_4.4A	2018 (Baseline)	93	N/A
	Rate of program expenditure for Core and Non-core	2019 (Milestone)	-	88
		2020 (Milestone)	95	92
		2021 (Milestone)	95	73
		2022 (Target)	95	81

Actual Budget and Shortfall:  
**\$5.47 M**

Shortfall: \$957.51 K

Expenses:

\$5.04 M




INDICATOR STATEMENT	YEAR	BMTS	REPORTED RESULT
RD_O_4.4B  Number of staff trained as per identified learning needs assessment, performance mechanism and office learning plans	2017 (Baseline)	10	N/A
	2019 (Milestone)	-	8
	2020 (Milestone)	6	3
	2021 (Milestone)	6	8
	2022 (Target)	6	13

INDICATOR STATEMENT	YEAR	BMTS	REPORTED RESULT
RD_O_4.4C % Compliance with mandatory training	2018 (Baseline)	95	N/A
	2019 (Milestone)	-	True
	2020 (Milestone)	100	True
	2021 (Milestone)	100	True
	2022 (Target)	100	False

INDICATOR STATEMENT	YEAR	BMTS	REPORTED RESULT
RD_O_4.4D  % Compliance with performance management and development	2018 (Baseline)	100	N/A
	2019 (Milestone)	-	True
	2020 (Milestone)	100	True
	2021 (Milestone)	100	True
	2022 (Target)	100	True

## OUTPUT RD\_O\_4.5

OUTCOME STATEMENT	INDICATOR STATEMENT	YEAR	BMTS	REPORTED RESULT
UN Women Procurement are carried out in a timely manner in support of program implementation  Planned Budget: <b>\$115.00 K</b>  	RD_O_4.5A	2018 (Baseline)	80	N/A
	% of procurement plans implemented	2019 (Milestone)	-	True
		2020 (Milestone)	90	True
		2021 (Milestone)	90	True
		2022 (Target)	90	True

Actual Budget and Shortfall:

**\$51.38 K**

Shortfall: \$63.63 K



Expenses:  
**\$4.07 K**



STRATEGIC NOTE OUTCOME PROGRESS NOTE

SHOWING DATA OF : 2022

**Enhanced capacity of UN Women Kenya Staff to deliver on GEWE priorities upholding UN Women rules and regulations**

This is on track. The office ensures there is capacity to deliver programme implementation and identified gaps are enhanced as required. The CO has a structured programme for enhancing capacity of both staff and partners to implement the work plan. For example, 2 detailed 5 day induction was undertaken in February & October for all new staff and the old staff went through the same as a refresher. More than 25 staff benefited from the training. In addition, Business Intelligence Training – Learning Microsoft Power BI was delivered to 13 colleagues drawn from both programme and operations to enhance the capacity to utilize the business systems in delivery of programme.