

Country-Level Data for El Salvador country Outcome

XM-DAC-41146-SLV_D_2.4

Data as of:
 20 May 2024

OUTCOME SLV_D_2.4 [XM-DAC-41146-SLV_D_2.4](#)

Outcome 2.4. of the SN aligned to Outcome 2 and 4 of the UNSDCF: By 2026, people, particularly those in vulnerable situations, have greater opportunities to access decent, productive work and sustainable livelihoods, in an environment of inclusive economic transformation, innovative and sustainable.

OUTCOME DETAILS

SDG alignment



Impact areas



Women's economic empowerment

Organizational outputs



Financing for gender equality

Policy Marker

GENDER EQUALITY

Humanitarian Scope

No

Outcome Description

Outcome 2.4. of the SN aligned to Outcome 2 and 4 of the UNSDCF: By 2026, people, particularly those in vulnerable situations, have greater opportunities to access decent, productive work and sustainable livelihoods, in an environment of inclusive economic transformation, innovative and sustainable.

UN Partners

FAO

ILO

UNAIDS



UNDP

UNICEF

UN System Function

Capacity development and technical assistance

Comprehensive and disaggregated data (discontinued)

Direct support and service delivery

Support functions

RESOURCES

\$519.87 K

Planned Budget

\$154.59 K

Actual Budget

PLANNED BUDGET



ACTUAL BUDGET AND SHORTFALL




EXPENSES



Funding Partners

Regular resources (Core):

 UN Women
\$99,633

Other resources (Non-Core)/ Funding Partners:



Luxembourg \$26,060



Canada \$28,900

TOTAL OTHER RESOURCES (NON-CORE)

\$54,960

OUTCOME SLV_D_2.4

B – Baseline

M – Milestones

T – Target

OUTCOME STATEMENT	INDICATOR STATEMENT	YEAR	BMTS	REPORTED RESULT
Outcome 2.4. of the SN aligned to Outcome 2 SLV_D_2.4A and 4 of the UNSDCF: By 2026, people, particularly those in vulnerable situations, have greater opportunities to access decent, productive work and sustainable livelihoods, in an environment of inclusive economic transformation, innovative and sustainable.	UNSDCF E2-5. 2.1.a Proportion of time spent on unpaid domestic and care work	2021 (Baseline)	0	N/A
		2022 (Milestone)	TBD	0
		2023 (Milestone)	TBD	-
		2024 (Milestone)	TBD	-
		2025 (Milestone)	TBD	-
		2026 (Target)	TBD	-

INDICATOR STATEMENT	YEAR	BMTS	REPORTED RESULT
SLV_D_2.4B UNSDCF E4-3. 2.1.b Level of salary gap between men and women	2019 (Baseline)	18%	N/A
	2022 (Milestone)	TBD	14.85
	2023 (Milestone)	TBD	-
	2024 (Milestone)	TBD	-
	2025 (Milestone)	TBD	-
	2026 (Target)	TBD	-

INDICATOR STATEMENT	YEAR	BMTS	REPORTED RESULT
SLV_D_2.4C	2020 (Baseline)	ISSS: 27.9 %; SAP 23.7%	N/A
UNSDCF E4-1. Porcentaje de la PEA con coberturas del ISSS y del SAP (Sistema de Ahorro para pensiones)	2022 (Milestone)	TBD	32
	2023 (Milestone)	TBD	-
	2024 (Milestone)	TBD	-
	2025 (Milestone)	TBD	-
	2026 (Target)	TBD	-

INDICATOR STATEMENT	YEAR	BMTS	REPORTED RESULT
SLV_D_2.4D UNSDCF E4-2. Occupation rate	2020 (Baseline)	National 93.7%; Rural: 93.2%; Urban: 93.9%; Women: 94.6%; Men: 93.0%	N/A
	2022 (Milestone)	TBD	95
	2023 (Milestone)	TBD	-
	2024 (Milestone)	TBD	-
	2025 (Milestone)	TBD	-
	2026 (Target)	TBD	-

INDICATOR STATEMENT	YEAR	BMTS	REPORTED RESULT
SLV_D_2.4E	2019 (Baseline)	18%	N/A
UNSDCF E4-3. Pay gap between men and women	2022 (Milestone)	TBD	14.85
	2023 (Milestone)	TBD	-
	2024 (Milestone)	TBD	-
	2025 (Milestone)	TBD	-
	2026 (Target)	TBD	-

INDICATOR STATEMENT	YEAR	BMTS	REPORTED RESULT
SP_D_0.2.4	(Baseline)	-	N/A
Number of innovative financing instruments introduced that include gender equality objectives (Desk Review)	2022 (Milestone)	-	-
	2023 (Milestone)	-	-
	2024 (Milestone)	-	-
	2025 (Milestone)	-	-
	2026 (Target)	-	-

INDICATOR STATEMENT	YEAR	BMTS	REPORTED RESULT
SP_D_2.1	(Baseline)	-	N/A
SDG 5.4.1: Proportion of time spent on unpaid domestic and care work, by sex, age and location (Desk Review) <ul style="list-style-type: none"> SDG Indicator : Common Indicator : 	2022 (Milestone)	-	-
	2023 (Milestone)	-	-
	2024 (Milestone)	-	-
	2025 (Milestone)	-	-
	2026 (Target)	-	-

INDICATOR STATEMENT	YEAR	BMTS	REPORTED RESULT
SP_D_2.2	(Baseline)	-	N/A
SDG 8.3.1 Proportion of informal employment in total employment, by sector and sex (Desk Review)	2022 (Milestone)	-	-
	2023 (Milestone)	-	-
	2024 (Milestone)	-	-
	2025 (Milestone)	-	-
	2026 (Target)	-	-
<ul style="list-style-type: none"> • SDG Indicator : • Common Indicator : • Complementary Indicator : 			

OUTPUT INDICATOR AND RESULTS

OUTPUT SLV_D_2.4.1

OUTCOME STATEMENT	INDICATOR STATEMENT	YEAR	BMTS	REPORTED RESULT
Public institutions and women's and feminist organizations increase their capacities to develop, influence and participate in the design, implementation, monitoring and evaluation of public policies on equality and non-discrimination based on gender	SP_D_0.2.a Number of partners with capacities to integrate gender equality into fiscal laws/policies/standards (CO, RO, HQ)	2021 (Baseline)	12	N/A
		2022 (Milestone)	0	8
		2023 (Milestone)	6	-
		2024 (Milestone)	25	-
		2025 (Milestone)	6	-
		2026 (Target)	43	-
Planned Budget: \$316.82 K				



Actual Budget and Shortfall:
\$48.12 K

Shortfall: \$268.70 K



Expenses:
\$47.00 K



INDICATOR STATEMENT	YEAR	BMTS	REPORTED RESULT
SP_D_0.2.c Number of national partners with capacities to apply Gender Responsive Budgeting tools in the budget cycle (CO)	2021 (Baseline)	12	N/A
	2022 (Milestone)	0	0
	2023 (Milestone)	2	-
	2024 (Milestone)	2	-
	2025 (Milestone)	2	-
	2026 (Target)	20	-

OUTPUT SLV_D_2.4.2

OUTCOME STATEMENT	INDICATOR STATEMENT	YEAR	BMTS	REPORTED RESULT
Work model with specific populations of women (rural, indigenous, peasant women, entrepreneurs, micro and small entrepreneurs) to increase their access to resources such as credit, must be accompanied by promotional actions in public policies to extend benefits to a greater number of women and thus expand the coverage and impact of the interventions.	SP_D_0.2.d Number of tools introduced that support innovative financing and accountability, including related to digital financing, for gender equality (CO)	2021 (Baseline)	3	N/A
		2022 (Milestone)	0	3
		2023 (Milestone)	2	-
		2024 (Milestone)	2	-
		2025 (Milestone)	2	-
		2026 (Target)	11	-

Planned Budget:

\$296.84 K



Actual Budget and Shortfall:


\$0.00

Shortfall: \$296.84 K



Expenses:
\$0.00

OUTPUT SLV_D_2.4.3

OUTCOME STATEMENT	INDICATOR STATEMENT	YEAR	BMTS	REPORTED RESULT
Strengthened institutions provide greater opportunities for women in all their diversity to access decent work and sustainable livelihoods. Planned Budget: \$126.50 K 	SP_D_0.4.a Number of institutions with strengthened capacities to improve the provision of essential services, goods and/or resources for women (CO, RO, HQ)	2021 (Baseline)	45	N/A
		2022 (Milestone)	0	5
		2023 (Milestone)	5	-
		2024 (Milestone)	4	-
		2025 (Milestone)	3	-
		2026 (Target)	60	-

Actual Budget and Shortfall:
\$0.00

Shortfall: \$126.50 K



Expenses:
\$0.00

OUTPUT SLV_D_2.4.4

OUTCOME STATEMENT	INDICATOR STATEMENT	YEAR	BMTS	REPORTED RESULT
Girls and women, mainly those in vulnerable situations such as girls, and indigenous, peasant and rural women, entrepreneurs, micro and small entrepreneurs, with disabilities, or the LGBTBIQ + collective among others, have access to quality training in matters related to STEM and Its integration in technological innovation and ICT sectors is promoted.	SP_D_0.4.d Number of women accessing information, goods, resources and/or services through UNW supported platforms and programs in humanitarian and development settings (CO, HQ)	2021 (Baseline)	2800	N/A
		2022 (Milestone)	0	205
		2023 (Milestone)	200	-
		2024 (Milestone)	200	-
		2025 (Milestone)	200	-
		2026 (Target)	3600	-

Planned Budget:
\$150.00 K



Actual Budget and Shortfall:
\$25.00 K



Shortfall: \$125.00 K



Expenses:
\$26.12 K



OUTPUT SLV_D_2.4.5

OUTCOME STATEMENT	INDICATOR STATEMENT	YEAR	BMTS	REPORTED RESULT
Companies incorporate gender equality and the empowerment of women into their management through an action plan based on a self-analysis of gender gaps. Planned Budget: \$70.00 K 	SP_D_0.4.a Number of institutions with strengthened capacities to improve the provision of essential services, goods and/or resources for women (CO, RO, HQ)	2021 (Baseline)	22	N/A
		2022 (Milestone)	32	22
		2023 (Milestone)	42	-
		2024 (Milestone)	52	-
		2025 (Milestone)	62	-
Actual Budget and Shortfall: \$55.00 K Shortfall: \$15.00 K 		2026 (Target)	72	-

Expenses:
\$45.00 K



OUTPUT SLV_D_2.4.6

OUTCOME STATEMENT	INDICATOR STATEMENT	YEAR	BMTS	REPORTED RESULT
Indigenous, rural and peasant women	SP_D_0.4.d	2021 (Baseline)	160	N/A

strengthen their capacities to increase their participation in development initiatives and economic and social inclusion.

Planned Budget:
\$242.63 K



Actual Budget and Shortfall:
\$26.47 K

Shortfall: \$216.15 K



Expenses:
\$24.09 K



Number of women accessing information, goods, resources and/or services through UNW supported platforms and programs in humanitarian and development settings (CO, HQ)

2022 (Milestone)	500	792
2023 (Milestone)	500	-
2024 (Milestone)	100	-
2025 (Milestone)	100	-
2026 (Target)	100	-

STRATEGIC NOTE OUTCOME PROGRESS NOTE

SHOWING DATA OF : 2022

Outcome 2.4. of the SN aligned to Outcome 2 and 4 of the UNSDCF: By 2026, people, particularly those in vulnerable situations, have greater opportunities to access decent, productive work and sustainable livelihoods, in an environment of inclusive economic transformation, innovative and sustainable.

The outcome 2.4. of the Strategic Note is aligned with Outcome 2 and 4 of the UNSDCF, which seeks to generate greater opportunities for access to decent and

productive work and sustainable livelihoods for Salvadoran people, particularly those in vulnerable situations. During the year 2022, the Country Office has made progress on the outcome, by enabling women, especially rural ones, to access decent, productive work and sustainable livelihoods, while promoting a political dialogue that recognizes the specificities of women within the economy. UN Women has indeed fostered opportunities for rural women and micro and small entrepreneurs to access financial products and services. Through an itinerant fair in the municipalities of the Trifinio region, organized with the Central Reserve Bank, rural women of such area could learn about the financial products offered by 24 Salvadoran Financial Institutions. Moreover, thanks to the accompaniment of UN Women, 45 women living in the department of Chalatenango formed 5 new community savings and credit groups. UN Women has also contributed to ensure credit opportunities for small businesswomen thanks to its continued collaboration with the Central American Bank for Economic Integration (CABEI) on the strengthening and follow-up of the CABEI-MELYT Guarantee Fund. Such instrument, established within the framework of the MELYT Program (2019-2021), aimed at fostering the post-COVID 19 economic reactivation by providing access to credit, non-reimbursable capital, and technical assistance to MSMEs. To be specific, during 2022, 650 micro and 357 small enterprises led by women were granted a loan, for a total of US\$3 million, protecting 8,582 women's jobs from the impact of the pandemic. UN Women also enabled rural women to seize the opportunities for improved livelihoods offered by technological innovations: 153 rural producers, 81% of them women, received on a regular basis content on climate-smart agriculture and rural women's rights, thanks to the partnership of UN Women with the social enterprise Acceso and its virtual platform "Extensio". Such efforts in the territories have been coupled with initiatives at the institutional level, such as a debate on the urgency to integrate women into the digital economy (annex 7) and the promotion an inter-institutional agreement to develop projects that use technology as a tool to support women entrepreneurs in the rural areas of El Salvador (annex 8). At the political level, the recognition of the care economy and the importance of gender mainstreaming at the institutional level have been acknowledged as central for the achievement of better working conditions for women. This is witnessed by the important steps taken in a series of policy development processes that UN Women has accompanied throughout the past year, such as the finalization of a National Policy on Co-responsibility of Care (annex 1), currently in the approval stage under the Presidency of the Republic; the review and presentation of the proposed National Policy for Rural, Indigenous and Peasant Women (PMRIC, annex 2) to the Minister of Agriculture and Livestock, and the launching of the Institutional Policy for Gender Equality of the Tri-national Commission of the Trifinio Plan (annex 3).