

Country-Level Data for Tanzania country Outcome

XM-DAC-41146-TZA_D_3.1

Data as of:
21 May 2024

OUTCOME TZA_D_3.1 [XM-DAC-41146-TZA_D_3.1](#)

An enabling legislative and policy environment in line with international standards on ERAW and other forms of discrimination is in place and translated into action

OUTCOME DETAILS

SDG alignment



Impact areas



Ending violence against women

Organizational outputs



Norms, laws, policies and institutions



Positive social norms



Access to services, goods and resources

Policy Marker

GENDER EQUALITY

Outcome Description

The outcome seeks to support and strengthen the capacity of national and county governments to adopt and implement relevant laws, policies and strategies to prevent and respond to all forms of violence against women and girls in private and public spaces. Key partners involved are the Ministry of Health, Community Development, Gender, Elderly and Children (MoHCDEC) for Tanzania Mainland and The Ministry of Labour, Employment, Elders, Youth, Women and Children (MLEEYWC), Zanzibar. KIVULUNI WOMEN GROUP and KIVIDEA CSOs are also key partners under this outcome.

UN Partners

UNAIDS



UNDP



UNFPA

UNICEF

WHO

Humanitarian Scope

No

UN System Function

- Advocacy, communications and social mobilization
- Capacity development and technical assistance
- Direct support and service delivery
- Support functions

.....

RESOURCES

\$1.34 M

Planned Budget

\$655.25 K

Actual Budget

PLANNED BUDGET

ACTUAL BUDGET AND SHORTFALL

EXPENSES




Funding Partners

Regular resources (Core):

 UN Women
\$15,842

Other resources (Non-Core)/ Funding Partners:

 UN AIDS
\$145,889

 Republic of Korea (the)
\$79,251

 Multi-Partner Trust Fund Office
\$209,517

 European Commission \$200,289

 Unilever
\$4,458

TOTAL OTHER RESOURCES (NON-CORE)
\$639,404

OUTCOME TZA_D_3.1

B – Baseline

M – Milestones

T – Target

| OUTCOME STATEMENT | INDICATOR STATEMENT | YEAR | BMTS | REPORTED RESULT |
|---|--|------------------|------|-----------------|
| An enabling legislative and policy environment in line with international standards on EAW and other forms of discrimination is in place and translated into action | TZA_D_3.1A Number of VAW laws and policies in place that are in line with international standards on VAW. | 2023 (Baseline) | 22 | - |
| | | 2017 (Milestone) | 2 | - |
| | | 2018 (Milestone) | 1 | 3 |
| | | 2019 (Milestone) | 1 | 2 |
| | | 2020 (Milestone) | - | 6 |
| | | 2021 (Milestone) | 2 | 4 |
| | | 2022 (Target) | - | 4 |

| INDICATOR STATEMENT | YEAR | BMTS | REPORTED RESULT |
|---|------------------|------|-----------------|
| TZA_D_3.1B Percentage of women and girls who experience violence in the last 12 months who seek help in formal institutions. | 2022 (Baseline) | 12 | N/A |
| | 2018 (Milestone) | - | 7 |
| | 2019 (Milestone) | - | 10 |
| | 2020 (Milestone) | - | 9 |
| | 2021 (Milestone) | 46 | 0 |
| | 2022 (Target) | - | 9 |

| INDICATOR STATEMENT | YEAR | BMTS | REPORTED RESULT |
|---|---------------|------|-----------------|
| SP_D_0.1.3 | (Baseline) | - | N/A |
| SDG 5.1.1: Whether or not legal frameworks are in place to promote, enforce and monitor equality and non-discrimination on the basis of sex (Desk Review) | 2022 (Target) | - | - |
| <ul style="list-style-type: none"> • SDG Indicator : • Complementary Indicator : • Common Indicator : | | | |

| INDICATOR STATEMENT | YEAR | BMTS | REPORTED RESULT |
|---|---------------|------|-----------------|
| SP_D_0.1.4 | (Baseline) | - | N/A |
| Number of laws that were adopted, revised or repealed to advance gender equality and women's empowerment (CO) | 2022 (Target) | - | 0 |

- Complementary Indicator :

| INDICATOR STATEMENT | YEAR | BMTS | REPORTED RESULT |
|--|------------------|------|-----------------|
| SP_D_3.1A | 2017 (Baseline) | 1 | N/A |
| SP 4.11.1: Number of National Action Plans and Strategies to end violence against women that have a component that addresses social norms, attitudes, and behavior transformation, developed with UN-Women's support | 2018 (Milestone) | - | True |
| | 2019 (Milestone) | - | True |
| | 2020 (Milestone) | - | True |
| | 2021 (Target) | 2 | True |

| INDICATOR STATEMENT | YEAR | BMTS | REPORTED RESULT |
|---|------------------|------|-----------------|
| SP_D_3.1B | 2017 (Baseline) | Yes | N/A |
| SP 4.11.2a: Number of countries that have, with UN Women's support, (1) conducted community activities with women and men, boys and girls on gender equality and respectful relationships and (2) developed national informal or formal education curricula on gender and violence against women in primary and/or secondary schools. | 2018 (Milestone) | - | True |
| | 2019 (Milestone) | - | True |
| | 2020 (Milestone) | Yes | True |
| | 2021 (Target) | Yes | True |

| INDICATOR STATEMENT | YEAR | BMTS | REPORTED RESULT |
|---|------------------|------|-----------------|
| SP_D_3.1C | 2017 (Baseline) | Yes | N/A |
| SP 4.11.3: Number of countries supported by UN-Women to improve guidelines, protocols, standard operating procedures (in line with best practices) on the provision of quality services for victims and survivors | 2018 (Milestone) | - | True |
| | 2019 (Milestone) | - | True |
| | 2020 (Milestone) | Yes | True |
| | 2021 (Target) | Yes | True |

| INDICATOR STATEMENT | YEAR | BMTS | REPORTED RESULT |
|--|------------------|------|-----------------|
| SP_D_3.1D | 2017 (Baseline) | Yes | N/A |
| SP 4.11.4: Number of countries that provide information about women's rights to access quality essential services for victims and survivors of violence, with UN-Women's support | 2018 (Milestone) | - | True |
| | 2019 (Milestone) | - | True |
| | 2020 (Milestone) | Yes | True |
| | 2021 (Target) | Yes | True |

| INDICATOR STATEMENT | YEAR | BMTS | REPORTED RESULT |
|--|------------------|------|-----------------|
| SP_D_3.1E SP 4.11.2b: Number of countries that have, with UN Women's support, (1) conducted community activities with women and men, boys and girls on gender equality and respectful relationships and (2) developed national informal or formal education curricula on gender and violence against women in primary and/or secondary schools. | 2017 (Baseline) | No | N/A |
| | 2018 (Milestone) | - | True |
| | 2019 (Milestone) | - | False |
| | 2020 (Milestone) | No | True |
| | 2021 (Target) | No | True |

| INDICATOR STATEMENT | YEAR | BMTS | REPORTED RESULT |
|--|------------------|------|-----------------|
| SP_D_3.1F | 2020 (Baseline) | No | N/A |
| SP 4.11.6a: Number of countries that have, with UN Women's support, put in place measures to address gender-based violence (GBV) during the COVID-19 pandemic, which a) integrate violence prevention and response into COVID- 19 response plans, b), c), d), e) | 2020 (Milestone) | Yes | True |
| | 2021 (Target) | Yes | False |

| INDICATOR STATEMENT | YEAR | BMTS | REPORTED RESULT |
|---|------------------|------|-----------------|
| SP_D_3.1G | 2020 (Baseline) | No | N/A |
| SP 4.11.6b: Number of countries that have, with UN Women's support, put in place measures to address gender-based violence (GBV) during the COVID-19 pandemic, which a) , b) raise awareness through advocacy and campaigns, with targeted messages to both women and men, c), d), e) | 2020 (Milestone) | Yes | True |
| | 2021 (Target) | Yes | True |

| INDICATOR STATEMENT | YEAR | BMTS | REPORTED RESULT |
|---|------------------|------|-----------------|
| SP_D_3.1H | 2020 (Baseline) | No | N/A |
| SP 4.11.6c: Number of countries that have, with UN Women's support, put in place measures to address gender-based violence (GBV) during the COVID-19 pandemic, which a) , b) , c) provide options for women to report abuse and seek help without alerting perpetrators, d), e) | 2020 (Milestone) | Yes | True |
| | 2021 (Target) | Yes | True |

| INDICATOR STATEMENT | YEAR | BMTS | REPORTED RESULT |
|--|------------------|------|-----------------|
| SP_D_3.II | 2020 (Baseline) | No | N/A |
| SP 4.II.6d: Number of countries that have, with UN Women's support, put in place measures to address gender-based violence (GBV) during the COVID-19 pandemic, which a) , b) , c), d) ensure continued functioning of shelters for victims of violence and expand their capacity, e) | 2020 (Milestone) | No | True |
| | 2021 (Target) | No | False |

| INDICATOR STATEMENT | YEAR | BMTS | REPORTED RESULT |
|---|------------------|------|-----------------|
| SP_D_3.1J | 2020 (Baseline) | Yes | N/A |
| SP 4.11.6e: Number of countries that have, with UN Women's support, put in place measures to address gender-based violence (GBV) during the COVID-19 pandemic, which a) , b) , c), d), e) ensure women's access to justice through police and justice response to address impunity of perpetrators and protect women and their children | 2020 (Milestone) | Yes | True |
| | 2021 (Target) | Yes | False |

| INDICATOR STATEMENT | YEAR | BMTS | REPORTED RESULT |
|--|------------------|------|-----------------|
| SP_D_3.1K | 2017 (Baseline) | 2 | N/A |
| SP 4.11.7. Number of women's organizations with increased capacities to respond to and mitigate the pandemic, fight against COVID-19 related gender-based violence, racism, xenophobia, stigma, and other forms of discrimination, prevent and remedy human rights abuses, and ensure longer-term recovery | 2020 (Milestone) | 5 | 83 |
| | 2021 (Target) | 4 | 3 |


| INDICATOR STATEMENT | YEAR | BMTS | REPORTED RESULT |
|--|------------------|------|-----------------|
| SP_D_3.2 | (Baseline) | - | N/A |
| SDG 5.2.2 Proportion of women and girls aged 15 years and older subjected to sexual violence by persons other than an intimate partner in the previous 12 months, by age and place of occurrence (Desk Review) | 2022 (Milestone) | - | - |
| | 2023 (Target) | - | - |

- SDG Indicator :
- Common Indicator :

| INDICATOR STATEMENT | YEAR | BMTS | REPORTED RESULT |
|--|---------------|------|-----------------|
| SP_D_3.3 | (Baseline) | - | N/A |
| SDG 5.3.2 Proportion of girls and women aged 15-49 years who have undergone female genital mutilation/ cutting, by age (Desk Review) | 2022 (Target) | - | - |
| <ul style="list-style-type: none"> • SDG Indicator : • Common Indicator : • Complementary Indicator : | | | |

OUTPUT INDICATOR AND RESULTS

OUTPUT TZA_D_3.1.1

| OUTCOME STATEMENT | INDICATOR STATEMENT | YEAR | BMTS | REPORTED RESULT |
|---|--|------------------|------|-----------------|
| Capacity of Government institutions to implement legislation to ERAW and other forms of discrimination is strengthened (FPI) Planned Budget: \$2.54 M  | TZA_D_3.1.1A Number of ministries who have contributed to revise/implement VAW laws, policies and strategies. | 2016 (Baseline) | 3 | N/A |
| | | 2018 (Milestone) | 5 | 8 |
| | | 2019 (Milestone) | 6 | 11 |
| | | 2020 (Milestone) | 6 | 11 |
| | | 2021 (Milestone) | 7 | 10 |
| | | 2022 (Target) | 9 | 11 |

Actual Budget and Shortfall:

\$1.94 M

Shortfall: \$607.14 K




Expenses:

\$1.89 M



| INDICATOR STATEMENT | YEAR | BMTS | REPORTED RESULT |
|---|---------------|------|-----------------|
| SP_D_0.3.f | (Baseline) | - | N/A |
| Number of countries with a process to design and implement VAW prevention strategies, or with VAW prevention interventions based on global norms and standards (CO) | 2022 (Target) | - | True |

OUTPUT TZA_D_3.1.2

| OUTCOME STATEMENT | INDICATOR STATEMENT | YEAR | BMTS | REPORTED RESULT |
|--|---|------------------|--------|-----------------|
| Women's voice and agency strengthened to advocate for the reform and implementation of laws and policies on EAW (FPI) Planned Budget: \$1.69 M  | TZA_D_3.1.2A Increased number of cases of VAWC reported/referred to the authorities nationally | 2016 (Baseline) | 4700 | N/A |
| | | 2017 (Milestone) | 6000 | - |
| | | 2018 (Milestone) | 8000 | 20240 |
| | | 2019 (Milestone) | 17000 | 25785 |
| | | 2020 (Milestone) | 23000 | 13468 |
| | | 2021 (Milestone) | 23,000 | 29373 |
| | | 2022 (Target) | 25000 | 29500 |

Actual Budget and Shortfall:
\$1.54 M

Shortfall: \$148.85 K



Expenses:

\$1.07 M




| INDICATOR STATEMENT | YEAR | BMTS | REPORTED RESULT |
|--|------------------|------|-----------------|
| TZA_D_3.1.2B Number of women's groups and coalitions who have contributed to development/revision of VAW laws, policies and strategies and initiated advocacy | 2016 (Baseline) | 1 | N/A |
| | 2017 (Milestone) | 2 | - |
| | 2018 (Milestone) | 3 | 73 |
| | 2019 (Milestone) | 6 | 688 |
| | 2020 (Milestone) | 6 | 194 |
| | 2021 (Milestone) | 5 | 78 |
| | 2022 (Target) | 5 | 70 |

| INDICATOR STATEMENT | YEAR | BMTS | REPORTED RESULT |
|---|-----------------|------|-----------------|
| SP_D_0.1.f Number of institutions that have increased capacities to design and implement institutional reforms/strategies/policies that promote gender equality and women's empowerment (CO) | 2022 (Baseline) | 2 | N/A |

| INDICATOR STATEMENT | YEAR | BMTS | REPORTED RESULT |
|--|---------------|------|-----------------|
| SP_D_0.3.b | (Baseline) | - | N/A |
| Number of community or organizational level UN Women programmes that address behaviour and/or social/gender norms – using evidence/practice-based methodologies (CO, HQ) | 2022 (Target) | - | 1 |

OUTPUT TZA_D_3.1.3

| OUTCOME STATEMENT | INDICATOR STATEMENT | YEAR | BMTS | REPORTED RESULT |
|--|---|------------------|-------|-----------------|
| Availability, accessibility and capacity of services to women and girls who were subject to violence strengthened (SN). Planned Budget: \$1.87 M  | TZA_D_3.1.3A Number of trained government officials and service providers (police, judiciary, prosecutors, legal aid providers, men as change agents, members of the multi-sectoral committees) delivering services to survivors of violence in line with established guidelines in selected communities | 2016 (Baseline) | 554 | N/A |
| | | 2018 (Milestone) | 2,000 | 5216 |
| | | 2019 (Milestone) | 2300 | 10673 |
| | | 2020 (Milestone) | 2300 | 3350 |
| | | 2021 (Milestone) | 11500 | 239 |
| | | 2022 (Target) | 11800 | 12000 |

Actual Budget and Shortfall:
\$1.15 M

Shortfall: \$719.49 K



Expenses:

\$1.38 M



| INDICATOR STATEMENT | YEAR | BMTS | REPORTED RESULT |
|--|------------------|------|-----------------|
| TZA_D_3.1.3B | 2016 (Baseline) | 5 | N/A |
| Increase number of service provision for VAW survivors in the selected regions (prioritized by the Tanzania Police National Action Plan to operationalize Gender and Children Desks) | 2018 (Milestone) | 10 | 5 |
| | 2019 (Milestone) | 10 | 8 |
| | 2020 (Milestone) | 10 | 10 |
| | 2021 (Milestone) | 10 | 0 |
| | 2022 (Target) | 10 | 12 |

| INDICATOR STATEMENT | YEAR | BMTS | REPORTED RESULT |
|--|---------------|------|-----------------|
| SP_D_0.3.c | (Baseline) | - | N/A |
| Number of data collection initiatives conducted or supported by UN Women that include behaviour and/or social/gender norms dimensions (CO) | 2023 (Target) | - | - |

| INDICATOR STATEMENT | YEAR | BMTS | REPORTED RESULT |
|--|---------------|------|-----------------|
| SP_D_0.4.b | (Baseline) | - | N/A |
| Number of countries supported to develop and/or implement guidelines, protocols and standard operating procedures to strengthen EAWG services in line with the Essential Services Package (CO) | 2022 (Target) | - | True |

| INDICATOR STATEMENT | YEAR | BMTS | REPORTED RESULT |
|--|-----------------|------|-----------------|
| SP_D_0.4.d | 2022 (Baseline) | 0 | N/A |
| Number of women accessing information, goods, resources and/or services through UNW supported platforms and programs in humanitarian and development settings (CO, HQ) | | | |

OUTPUT TZA_D_3.1.4

| OUTCOME STATEMENT | INDICATOR STATEMENT | YEAR | BMTS | REPORTED RESULT |
|--|---|------------------|-------|-----------------|
| Women understand and can exercise their rights to quality services Planned Budget: \$872.06 K <div><div></div></div> | TZA_D_3.1.4A | 2016 (Baseline) | 1458 | N/A |
| | Number of women and girls and local leaders directly reached with SGBV messages | 2018 (Milestone) | 2458 | 6543 |
| | | 2019 (Milestone) | 8,400 | 98189 |
| | | 2020 (Milestone) | 8,400 | 21836 |
| | | 2021 (Milestone) | 6000 | 8165 |
| | | 2022 (Target) | 10000 | 30000 |
| Actual Budget and Shortfall: | | | | |

Shortfall: \$307.14 K



Expenses:

\$638.45 K



| INDICATOR STATEMENT | YEAR | BMTS | REPORTED RESULT |
|---|-----------------|------|-----------------|
| SP_D_0.4.b Number of countries supported to develop and/or implement guidelines, protocols and standard operating procedures to strengthen EVAWG services in line with the Essential Services Package (CO) | 2022 (Baseline) | No | N/A |

| INDICATOR STATEMENT | YEAR | BMTS | REPORTED RESULT |
|--|---------------|------|-----------------|
| SP_D_0.4.e | (Baseline) | - | N/A |
| Number of countries with multi stakeholder initiatives in place to prevent and respond to sexual violence including sexual harassment in public and/or private spaces (CO, HQ) | 2022 (Target) | - | 1 |

STRATEGIC NOTE OUTCOME PROGRESS NOTE

SHOWING DATA OF : 2022

An enabling legislative and policy environment in line with international standards on ERAW and other forms of discrimination is in place and translated into action

Result: There increased efforts to prioritise the engagement of critical stakeholders in VAW prevention and response. The government has included the Law of Marriage Act 1971 as the law to be reviewed to reduce teenage pregnancy. Teenage pregnancy is the root cause of girls leaving school and getting married, exacerbating sexual violence and coercion. Evidence: The government conducted quarterly consultative sessions to discuss the opportunities for reviewing the laws with stakeholders to justify strengthening gender-sensitive laws, policies and plans. UN Women's contribution: UN Women provided technical inputs into the consultative meetings and shared best practices of the current laws from other countries.